


## S1 - Work Instructions for Week Commencing 8th March

### Important information about your learning

- **We recommend that you spend 3 hours a day on learning.** You can of course do more by completing optional tasks and 'Idea of the Day' available on the Covid section of the website.
- You are encouraged to make up a weekly learning schedule. Please see information on the website and the template which can be downloaded.
- Please contact your teacher through Teams. If you have any difficulty with this, please email the school.
- **Indicate that they are engaging with the learning on Teams by thumbing up your teachers posts.** 

### Online learning protocols

- Pupils will have already signed 'An Acceptable Use of ICT Agreement' at the beginning of their school year and this agreement still stands in the virtual learning environment.
- **For pupils:**
  - Only use Glow email addresses for class communication.
  - Submit all assignments on time.
  - Show your engagement online by thumbing up communication posted by your teachers.
  - For any virtual lessons
    - Be punctual.
    - Do not record or take pictures of any part of a livestream / video-conference lesson.
    - Be prepared with materials and device charged.
    - Show respect for everyone and behave as you would be expected to in school.
    - Seek to contribute to the online classroom in a positive manner.
    - Ensure your location is appropriate, place your device so the camera does not show too much of your home (to protect your privacy).
    - Dress appropriately.
- **For parents:**
  - Take an interest in your child's work and the work left for him/her to complete in Microsoft Teams.
  - Help your child find the best place to work (if possible, not a bedroom).
  - Virtual lessons through Teams may be used in some subjects these should not be recorded.
  - Should you need to contact the school this should be done through the normal procedures by telephoning or emailing the school.

## Support with online learning

- The following links provide useful information and videos to support with online learning and using Microsoft Teams
  - <https://youtu.be/E3LdeMTNajl>
  - <http://bit.ly/ShireDigitalSupport>
  - Pupil support videos are all posted on PSE Teams.

## Creating a weekly learning schedule

- We recommend that you create a daily learning schedule to help structure your day.
- Try to break learning up into blocks of 40 to 50 minutes and then take a 10 to 15 minute break.
- The template below can be downloaded from the school website to create your own schedule [Weekly Subject Information \(mintlawacademy.aberdeenshire.sch.uk\)](http://mintlawacademy.aberdeenshire.sch.uk)

Learning at Home Schedule					
	Monday	Tuesday	Wednesday	Thursday	Friday
Morning					
Afternoon					
Daily exercise					

Example S1/2 - Learning at Home Schedule					
	Monday	Tuesday	Wednesday	Thursday	Friday
Morning	English	Social Subjects	Drama	Languages	Maths
	Art	Technology	Maths	Science	Home Economics
Afternoon	Maths	Music	English	Technology	English
	Science	Languages	PE	Social Subjects	Create a schedule for next week
Daily exercise	PE with Joe Wicks (YouTube)	Outdoor exercise	Dance with Darcey Bussel (Facebook)	PE with Joe Wicks (YouTube)	Outdoor exercise

S1 Live Sessions with your Guidance Teacher

This week your Guidance Teacher will hold a live check in session at the following times. Please attend this session.

**Brucklay**



Thursday 10am

**Deer**



Tuesday 2pm – 2.15pm

**Mormond**



Monday 10.45am

**Ugie**



1U1 – Monday 1pm  
1U2 – Tuesday 10am

## S1 Additional Support for Learning

### Week commencing 8th March

#### S1 ELS Maths (1D2 group & RW)

There will be an assignment in the 1D2 Maths team continuing multiplication/division work. It will go live on Monday at 1pm and is **due on Thursday by 4pm**. [There will be no live lesson this week but short catch-up sessions will be posted on the team](#). Please contact me by glow email if you are having problems accessing the work. Mrs Verth

#### S1 ELS English (1D2 & 1M1)

There will be an assignment in the 1M1 & 1D2 English team for all of you continuing the character work. It will go live on Monday at 1pm and will be **due in on Thursday by 4pm**. [There will be no live lesson this week but short catch-up sessions will be posted on the team](#).

Please contact me by glow email if you are having problems accessing the work.  
Mrs Verth

### Useful Links

See TEAMS or refer to your letter sent home

- [Teach your Monster to Read](#)
- [Nessy](#)
- [BBC Dance Mat Typing](#)
- [Door Way Online](#)
- [Active Literacy](#)
- [Help Kidz Learn](#)
- [Sumdog](#)
- [Tech and Learn](#)
- [Twitter - @Mintlaw\\_SandC](#)

## S1 Creative Arts

### Week commencing 8th March

#### Art

- Please see your Art team for your next Art task: The Split Face Personality Self-portrait.
- There are resources attached to the assignment to help you. Please use your homework jotter or if you don't have this a piece of paper is fine. Please take a picture of your work (making sure it is in focus) and upload it by the deadline of the **8<sup>th</sup> March**.
- The next assignment will appear on your team.

#### Music

- Please make sure you have completed the rhythm and tempo assignment then look out for your next assignment on Tuesday looking at Instruments of the Orchestra.

#### Drama

- This week we will look at Characterisation. We will learn different ways to develop a character. Any issues please contact Mrs Hanlon.

### Useful Links

- [BBC Bitesize](#)
- [National Theatre](#)
- Look out for the new Creative Arts Faculty twitter page – @MintlawCreative

## S1 English

### Week commencing 8th March

Remember to use the **PPT Audio version of the story Licked** by Paul Jennings to have it read to you by Mr Closs, or use the **word document version** to read it yourself. Both will be in your TEAMS files.

**Licked Week 5 PPT: Learners should work through the 'Licked' Unit of work completing Core Tasks: Due Friday 12<sup>th</sup> of March at 3pm.**

### Task 1 –

**Write the Second main body paragraph of your Critical Essay,**

- **and your** Introduction
- **and** Paragraph One **if you haven't done it already.**

**Extension Task:** Go onto the Free Rice website and rack up some grains of rice.

Remember to 'thumbs' up your teacher's post so we know you've seen them. Finally, please try to complete the weekly tasks – if you have any issues or concerns use the Teams page to contact your teacher.

-

### Useful Links

- [BBC Bitesize](#)
- [@MintlawEnglish](#)
- <https://freerice.com/categories/english-vocabulary>

## S1 Health & Wellbeing

### Week commencing 8th March

#### PE

#### Sports Mash Challenge

This week we have a fun physical challenge involving balance and control: Sports Mash!

- Choose any 2 sports and film yourself mashing the 2 together – be creative!
- Use your balance and control to sequence/blend the 2 sports into one movement
- The PE staff will release their attempts so you can try to outdo them!
- Upload your video footage to assignments by the end of the week
- Top entries will be entered into a school competition (only with pupils' permission)
- Get your household involved too!

#### HE

- Pupils will continue with the unit Journey of Food. This week they will look at Dairy – Milk. All work will be posted on class teams.
- Miss MacDonald's classes 1.2 & 1.6 – Complete part 2 of cereals task as directed on teams.

### Useful Links

- [@mintlaw\\_health](#)
- [The BodyCoach TV \(YouTube\)](#)
- [foodafactoflife.org.uk](http://foodafactoflife.org.uk)
- [Aberdeen Community Trust | Secondary School \(afccommunitytrust.org\)](http://AberdeenCommunityTrust.org.uk)
- <https://www.youtube.com/c/RickBhullarFitness/videos>
- <https://stridekick.com/steps-to-distance>

## S1 Mathematics

### Week commencing 8th March

- This week we are starting a new topic, this is on Co-ordinates. **Pupils should have their own personal copy of the Note Booklet and Work Booklet for this topic.** The resources for this topic are available via GLOW and links to them will also be posted on your class TEAM
- More specific information will be issued to each class by their class teacher via TEAMS
- Pupils should indicate that they are engaging with their learning by acknowledging the posts from the teachers with the THUMBS up icon – we are using this to take a register for our classes
- Any pupil who completes the work set by their teacher can login to their SUMDOG account to complete further challenges.

### Useful Links

- [www.maths180.com](http://www.maths180.com)

## S1 Modern Languages

### Week commencing 8th March

- **We are continuing working on the topic of school.**
- Please consult your Modern Languages Team for detailed instructions and resources issued via assignments each week.
- Your work for the week will be issued on a Monday and you have the rest of the week to complete the activities.
- Each week there will be a range of tasks, some online, some offline etc and whilst we encourage you to complete all the activities assigned, we understand that this may not always be possible.
- You can also use Linguascope/Quizlet/BBC Bitesize and blookey.com for supplementary vocabulary and grammar activities.
- Your teachers are available to help if you need it via email, live chat or messages. @yourteacher or send them an email via GLOW.
- Pupils are asked to submit evidence of their completed work via assignments (turn in function). This can be completed worksheets or photos of completed work for example. Please note, you do not have to submit evidence of every activity set in assignment.
- **LIVE LESSONS are Friday @12pm.** Join the Live Lesson Team.

### Useful Links

- [www.linguascope.com](http://www.linguascope.com)
- [www.quizlet.com](http://www.quizlet.com)
- [www.blookey.com](http://www.blookey.com)
- <https://www.bbc.co.uk/bitesize/subjects/z2mxsbk>



## S1 Science

### Week commencing 8th March

- Hello S1 Scientists!
- Several weeks have now passed and so, hopefully, we are now well up and running with our Science online learning! You should now be confident with accessing files, completing tasks, posting questions on “chat” and completing assignments. Should you need more support with this, please contact your teacher!
- **At the beginning of this week, check TEAMS for your weekly task!**
- That task might be to complete work from your booklet, do some research, complete a quiz or something else completely! In addition, you may now be using the excellent resource “Education Perfect” for which we have been given special access.
- Whichever task you are given, the idea is that we try to work our way through the topics in a similar way we would if you were in school. We realise that you have a number of other subjects to complete and so your weekly task should not take too long!
- Classes will be on a different topic or at least at a different stage of a topic so each class’s task will vary from week to week. Log on to your Science Teams page and see what you must do this week
- **Finally, please try to complete the weekly tasks – if you have any issues or concerns use the Teams page or GLOW email to contact your teacher.**

### Useful Links

Remember, you may well be using the excellent resource <https://www.educationperfect.com/>.

It’s a great resource and we have been particularly issuing it to pupils in S1/S2 and even some S3 and above. If you have been asked to go on it and are having trouble, just contact your teacher. However, for most...your username will be your GLOW E-MAIL ADDRESS, and your password will be your first name (all lower case).

Being able to use this website will allow us to keep on ticking over with the various topics in the S1/S2 course. Tasks are directed to you and involve, reading, watching video clips, filling in blanks, answering quiz questions. We know that you have lots of other subjects to do as well, so the tasks should never take too long!

<https://www.bbc.co.uk/bitesize>



## S1 Social Subjects

### Week commencing 8th March

**1B1** – Are continuing to look at Living and Working in Scotland Unit and will be completing the homework menu as a summary of the unit. They will be completing two starters, two main courses and a dessert. **Pupils should upload their work to the assignment for Friday 12<sup>th</sup> March.**

**1D1** – Pupils will be looking at history and development of the Scottish Parliament. **Pupils should upload their work to the assignment for Friday 12<sup>th</sup> March.**

**1D2** – Are continuing to work on the Scottish Power Unit and will be looking at the Picts, what they believed and their move to Christianity. They will also be designing their own Pictish Stones. They should **upload their work to the assignment for Friday 12<sup>th</sup> March.**

**1M1** – Week 9 work will involve the class doing the work from the Living and Working and Scotland Task 9 using the workbook and PowerPoint. **Pupils should upload their work to the assignment for 12<sup>th</sup> March.**

**1M2** – Pupils will be looking at history and development of the Scottish Parliament. **Pupils should upload their work to the assignment for Friday 12<sup>th</sup> March.**

**1U1** – Living and working in Scotland Lessons 12. Pupils will be learning about how fossil fuels were formed and how oil companies remove it from underground. **Pupils should upload their work to the assignment for Friday 12<sup>th</sup> March.**

**1U2** – Are continuing to look at the Living and Working in Scotland topic - this week they will be learning about Farming in Scotland, comparing farming in Medieval times to farming in Scotland today. **Pupils should upload their work to the assignment for Friday 12<sup>th</sup> March.**

### Useful Links

- <https://www.bbc.co.uk/bitesize>
- <https://www.bbc.co.uk/newsround>
- <https://www.historyforkids.net/>

## S1 Technology

### Week commencing 8th March

#### Week 3 please select another 3 menu items to complete

Pupils will find the 'Faculty of Technologies Menu' in the assignments section of their class teams and should choose one starter, one main course and one pudding to complete each week.

Tasks have been designed to either revise topics covered last term or to introduce this terms work. The menu covers our various curriculum areas; Design & Technology, Business Studies and Computing. Support materials for each task can be found in the 'files' section of each team and a video guide is also available. Pupils can choose to complete their three tasks at any point during the school week but should hand in completed work by Friday lunchtime.

Keep an eye on our twitter feed **@Mintlawtech** as we share lots of brilliant pupil work each week!

### Useful Links

- Useful websites will be embedded into teams
- <http://www.technologystudent.com/>

## S1 TRUST

Week commencing 8th March

### Well-being Action Plan

The well-being of a person is what is ultimately good for them. All employers should think about keeping their employees happy and safe and some will create well-being action plans with their employees to help with this. These can be used to help identify what keeps someone well at work, what causes them to stop feeling well and the things that can be done to help maintain their well-being.

Use these questions below to create your own wellbeing action plan. It should be used to help you self-reflect about the things that help you to be happy and positive about working at home on your schoolwork. Before you start, watch this clip about steps to take to stay positive – [The Five Ways to Wellbeing](#)

1. **What helps you feel happy when working at home?**

*(For example taking long enough breaks away from your desk/room, getting some exercise before or after working, having good light and space where you study, opportunities to talk to classmates/friends)*

2. **What can your school do to support you to stay happy whilst working at home?**

*(For example, regular feedback on work completed and guidance teacher catch-ups, adjusting the amount of hours spent on school work each day)*

3. **What might improve how you work at home?**

*(For example, being aware of noise and space, internet/device access, planning for deadlines, workload management, having contact with classmates and friends)*

4. **How does your wellbeing impact your school-work?**

*(For example, making decisions, prioritising tasks, concentration)*

5. **What steps can you take to boost any poor well-being at home?**

*(For example, taking regular breaks from studying and going for a short walk or having a chat with someone else, changes to how much and when you study, or ask your guidance teacher for support)*

## Children's University

Pupils who have signed up for Children's University can continue to collect credits for a range of activities. The following links will give ideas or activities that can gain you credits. Remember to keep evidence of any activities you complete and log these in your CU Passport and on Aspire.

- School CU Teams Page – pupils can contact Mr Donaldson through this page
- Aspire
- [Free activity sheets Children's University Scotland](#)
- [PowerPoint Presentation \(childrensuniversity.scot\)](#)
- [Idea of the Day \(mintlawacademy.aberdeenshire.sch.uk\)](#)


Not signed up for CU but interested in being involved?

- See <https://childrensuniversity.scot/> for more information
- Parents can sign up using this link <https://eu.jotform.com/CUScotland/Aberdeenshire>



## S2 - Work Instructions for Week Commencing 8th March

### Important information about your learning

- **We recommend that you spend 3 hours a day on learning.** You can of course do more by completing optional tasks and 'Idea of the Day' available on the Covid section of the website.
- You are encouraged to make up a weekly learning schedule. Please see information on the website and the template which can be downloaded.
- Please contact your teacher through Teams. If you have any difficulty with this, please email the school.
- **Indicate that they are engaging with the learning on Teams by thumbing up your teachers posts.** 

### Online learning protocols

- Pupils will have already signed 'An Acceptable Use of ICT Agreement' at the beginning of their school year and this agreement still stands in the virtual learning environment.
- **For pupils:**
  - Only use Glow email addresses for class communication.
  - Submit all assignments on time.
  - Show your engagement online by thumbing up communication posted by your teachers.
  - For any virtual lessons
    - Be punctual.
    - Do not record or take pictures of any part of a livestream / video-conference lesson.
    - Be prepared with materials and device charged.
    - Show respect for everyone and behave as you would be expected to in school.
    - Seek to contribute to the online classroom in a positive manner.
    - Ensure your location is appropriate, place your device so the camera does not show too much of your home (to protect your privacy).
    - Dress appropriately.
- **For parents:**
  - Take an interest in your child's work and the work left for him/her to complete in Microsoft Teams.
  - Help your child find the best place to work (if possible, not a bedroom).
  - Virtual lessons through Teams may be used in some subjects these should not be recorded.
  - Should you need to contact the school this should be done through the normal procedures by telephoning or emailing the school.

## Support with online learning

- The following links provide useful information and videos to support with online learning and using Microsoft Teams
  - <https://youtu.be/E3LdeMTNajl>
  - <http://bit.ly/ShireDigitalSupport>
  - Pupil support videos are all posted on PSE Teams.

## Creating a weekly learning schedule

- We recommend that you create a daily learning schedule to help structure your day.
- Try to break learning up into blocks of 40 to 50 minutes and then take a 10 to 15 minute break.
- The template below can be downloaded from the school website to create your own schedule [Weekly Subject Information \(mintlawacademy.aberdeenshire.sch.uk\)](http://mintlawacademy.aberdeenshire.sch.uk)

Learning at Home Schedule					
	Monday	Tuesday	Wednesday	Thursday	Friday
Morning					
Afternoon					
Daily exercise					

Example S1/2 - Learning at Home Schedule					
	Monday	Tuesday	Wednesday	Thursday	Friday
Morning	English	Social Subjects	Drama	Languages	Maths
	Art	Technology	Maths	Science	Home Economics
Afternoon	Maths	Music	English	Technology	English
	Science	Languages	PE	Social Subjects	Create a schedule for next week
Daily exercise	PE with Joe Wicks (YouTube)	Outdoor exercise	Dance with Darcey Bussell (Facebook)	PE with Joe Wicks (YouTube)	Outdoor exercise

S2 Live Sessions with your Guidance Teacher

This week your Guidance Teacher will hold a live check in session at the following times. Please attend this session.

**Brucklay**



Monday 10.30am

**Deer**




Tuesday 2pm -2.15pm

**Mormond**



Tuesday 11.30am

**Ugie**



2U1 Monday 1.20pm  
2U2 Tuesday 9.30am

## S2 Additional Support for Learning

### Week commencing 8th March

#### S2 Maths (2-6 & 2-1)

We are going to continue with our new Algebra topic, Expressions & Equations. This week we will be developing our knowledge of simple Algebraic terms and their meaning and looking at collecting like terms.

There will be an assignment posted onto the Teams page on Monday morning at 9am. **Our live lesson will be on Tuesday at 2pm** with the details on the 2-1 Team page. Please look at the assignment before the live lesson to see if you have any questions. There will also be a video clip posted onto the assignment page to help with the tasks.

Please contact Mrs Peck through Glow email if you are having problems accessing the work.

#### 2-1 and 2-6 ELS English

"Uneasy Homecoming" unit continued - task 3 (summarising) and task 4 (analysing the language) **both to be completed for 12<sup>th</sup> March**. Mrs Donald

### Useful Links

See TEAMS or refer to your letter sent home

- [Teach your Monster to Read](#)
- [Nessy](#)
- [BBC Dance Mat Typing](#)
- [Door Way Online](#)
- [Active Literacy](#)
- [Help Kidz Learn](#)
- [Sumdog](#)
- [Tech and Learn](#)
- [Twitter - @Mintlaw\\_SandC](#)

## S2 Creative Arts

### Week commencing 8th March

#### Art

- Free choice assignment – be as Creative as you like. This is due **15<sup>th</sup> March**.
- All information is available on your Art Team.
- Please complete the Creative Arts Subject Video Assignment that is on your Art Team.

#### Music

- ALL S2s are to complete the Creative Arts Subject Video Assignment only available on the Art Team. Please watch the subject choice video then complete the assignment.
- Look out for your next Music assignment that will be posted on Tuesday focusing on rhythm and tempo.

#### Drama

- ALL S2s are to complete the Creative Arts Subject Video Assignment only available on the Art Team. Please watch the subject choice video then complete the assignment.
- There will also be a Theatre Arts end of unit quiz. This will test you on all the different elements of a production.

### Useful Links

- [BBC Bitesize](#)
- [National Theatre](#)
- Look out for the new Creative Arts Faculty twitter page – @MintlawCreative



## S2 English

### Week commencing 8th March

S2 are continuing to study The Landlady. There is a **PPT version with audio over it**, with the story being read to you by English Faculty staff, or you can use the **word document** version to read it yourself.

### Core Tasks: Due Friday 12<sup>th</sup> of Feb at 3pm.

Read/ Listen to the whole story and complete the tasks below.

1 – using the Landlady Essay Body Paragraph 1 – complete the first body paragraph to your Critical Essay on The Landlady by Roald Dahl.

2 – write the introduction to your essay – if you haven't done that already.

**Extension work:** write a continuation of The Landlady Story

Remember to 'thumbs' up your teacher's post so we know you've seen them. Finally, please try to complete the weekly tasks – if you have any issues or concerns use the Teams page to contact your teacher.

### Useful Links

- [BBC Bitesize](#)
- [@MintlawEnglish](#)
- <https://freerice.com/categories/english-vocabulary>

## S2 Health & Wellbeing

### Week commencing 8th March

#### PE

#### Sports Mash Challenge

This week we have a fun physical challenge involving balance and control: Sports Mash!

- Choose any 2 sports and film yourself mashing the 2 together – be creative!
- Use your balance and control to sequence/blend the 2 sports into one movement
- The PE staff will release their attempts so you can try to outdo them!
- Upload your video footage to assignments by the end of the week
- Top entries will be entered into a school competition (only with pupils' permission)
- Get your household involved too!

#### HE

- Pupils will complete task on Reduce/Reuse/Recycle as part of the Journey of Food unit. All information will be posted on Teams.

### Useful Links

- [@mintlaw\\_health](#)
- [The BodyCoach TV \(YouTube\)](#)
- [foodafactoflife.org.uk](http://foodafactoflife.org.uk)
- [Aberdeen Community Trust | Secondary School \(afccommunitytrust.org\)](http://AberdeenCommunityTrust.org.uk)
- <https://www.youtube.com/c/RickBhullarFitness/videos>
- <https://stridekick.com/steps-to-distance>

## S2 Mathematics

### Week commencing 8th March

- This week we are continuing with the Theorem of Pythagoras topic. **Pupils DO NOT have their own personal copy of the Note Booklet and Work Booklet for this topic.** The resources for this topic will have to be accessed via GLOW and links to them will also be posted on your class TEAM
- More specific information will be issued to each class by their class teacher via TEAMS
- Pupils should indicate that they are engaging with their learning by acknowledging the posts from the teachers with the THUMBS up icon – we are using this to take a register for our classes

### Useful Links

- [www.maths180.com](http://www.maths180.com)

## S2 Modern Languages

### Week commencing 8th March

- **We have now completed our insert of German and hope that you all enjoyed learning something now. We will now be starting our topic of hobbies and leisure in French.**
- Please consult your Modern Languages Team for detailed instructions and resources issued via assignments each week.
- Your work for the week will be issued on a Monday and you have the rest of the week to complete the activities.
- Each week there will be a range of tasks, some online, some offline etc and whilst we encourage you to complete all the activities assigned, we understand that this may not always be possible.
- You can also use Linguascope/Quizlet/BBC Bitesize and blooket.com for supplementary vocabulary and grammar activities.
- Your teachers are available to help if you need it via email, live chat or messages. @yourteacher or send them an email via GLOW.
- Pupils are asked to submit evidence of their completed work via assignments (turn in function). This can be completed worksheets or photos of completed work for example. Please note, you do not have to submit evidence of every activity set in assignment.
- **LIVE LESSON Friday @12.45.** Join the S2 Modern Languages Year Group TEAM.

### Useful Links

- [www.linguascope.com](http://www.linguascope.com)
- [www.quizlet.com](http://www.quizlet.com)
- [www.blooket.com](http://www.blooket.com)
- <https://ukgermanconnection.org/>
- <https://www.bbc.co.uk/bitesize/subjects/z2mxsbk>



## S2 Science

### Week commencing 8th March

- Hello S2 Scientists! We are now well into our stride with our Home Learning tasks and you should be confident in accessing and completing your set work
- ***At the beginning of the week, check TEAMS for your task issued by your Science teacher.***
- Weekly tasks could involve, watching video clips, quizzes, research, “Education Perfect” exercises etc, etc.
- NOTE THAT IF AND WHEN YOU GET TO THE END OF EACH TOPIC, YOUR TEACHER MAY ISSUE YOU WITH A TEST/QUIZ WHICH YOU WILL COMPLETE USING MICROSOFT FORMS. This will help your teacher to see how you are coping with the work covered.
- We know that you have lots of other subjects to do as well, so the tasks should never take too long!
- **Please use “thumbs up” (on Teams) when your teacher posts work so that we can see how and when you are engaging. Also, try your best to complete any tasks given and use Teams/Glow Email to contact your teacher with any difficulties you are having**

### Useful Links

As part of your work/assignments, your teacher may direct you to the excellent website called <https://www.educationperfect.com/>.

You may have used this already. If you have any trouble accessing the site, please contact your teacher. However, for most of you...your username will be your GLOW E-MAIL ADDRESS, and your password will be your first name (all lower case).

Being able to use this website will allow us to keep on ticking over with the various topics in the S2 course. Tasks are directed to you and involve, reading, watching video clips, filling in blanks, answering quiz questions.

<https://www.bbc.co.uk/bitesize>

## S2 Social Subjects

### Week commencing 8th March

**2.1** - Pupils will be looking at what is terrorism and why certain groups resort to these acts. **This task is due for completion on Friday 12<sup>th</sup> March.**

**2.2** - Scotland in the Middle Ages – William Wallace & Stirling Bridge. Pupils will be learning about William Wallace and why he was able to lead the Scots to an important victory at Stirling. **This task is due for completion on Friday 12<sup>th</sup> March.**

**2.3** - The class will be continuing with the World War 1 unit in week 9. This will involve looking at a PowerPoint and doing the Task 16 questions. **Pupils should upload their work to the assignment for the 12<sup>th</sup> of March**

**2.4** - The class are currently working on the Middle Ages. This week pupils are looking at Scottish History and are undertaking a video task with questions looking at Braveheart: Fact or Fiction. **These tasks are due for completion by Monday 15<sup>th</sup> March at 9am.**

**2.5** - The class are currently working on the Middle Ages. This week pupils are looking at Scottish History and are undertaking a video task with questions looking at Braveheart: Fact or Fiction. **These tasks are due for completion by Monday 15<sup>th</sup> March at 9am.**

**2.6** – Are continuing to look at the Earth Forces topic, this week they will be learning about the formation of Earthquakes, the structure of them and effects on the landscape and people. **They should upload their work to the assignment for Friday 12<sup>th</sup> March.**

**Mr Sneddon's RMPS Classes** - Pupils will be looking at consequences of moral decisions by using the consequences game.

**Mr Kelly's class, 2.1 RMPS** – Pupils will be looking at consequences of moral decisions by using the consequences game.

### Useful Links

- <https://www.bbc.co.uk/bitesize>
- <https://www.natgeokids.com/uk/>
- <https://www.nationalgeographic.org/encyclopedia/rain-forest/>
- <https://www.bbc.co.uk/newsround>
- <https://www.historyforkids.net/>
- <https://kids.kiddle.co/Religion>

## S2 Technology

### Week commencing 8th March

#### Week 3 please select another 3 menu items to complete

Pupils will find the 'Faculty of Technologies Menu' in the assignments section of their class teams and should choose one starter, one main course and one pudding to complete each week.

Tasks have been designed to either revise topics covered last term or to introduce this terms work. The menu covers our various curriculum areas; Design & Technology, Business Studies and Computing. Support materials for each task can be found in the 'files' section of each team and a video guide is also available. Pupils can choose to complete their three tasks at any point during the school week but should hand in completed work by Friday lunchtime.

Keep an eye on our twitter feed **@Mintlawtech** as we share lots of brilliant pupil work each week!

### Useful Links

- Useful websites will be embedded into teams
- <http://www.technologystudent.com/>

## S2 TRUST

**Week commencing 8th March**

### **Well-being Action Plan**

The well-being of a person is what is ultimately good for them. All employers should think about keeping their employees happy and safe and some will create well-being action plans with their employees to help with this. These can be used to help identify what keeps someone well at work, what causes them to stop feeling well and the things that can be done to help maintain their well-being.

Use these questions below to create your own wellbeing action plan. It should be used to help you self-reflect about the things that help you to be happy and positive about working at home on your schoolwork. Before you start, watch this clip about steps to take to stay positive – [The Five Ways to Wellbeing](#)

**6. What helps you feel happy when working at home?**

*(For example taking long enough breaks away from your desk/room, getting some exercise before or after working, having good light and space where you study, opportunities to talk to classmates/friends)*

**7. What can your school do to support you to stay happy whilst working at home?**

*(For example, regular feedback on work completed and guidance teacher catch-ups, adjusting the amount of hours spent on school work each day)*

**8. What might improve how you work at home?**

*(For example, being aware of noise and space, internet/device access, planning for deadlines, workload management, having contact with classmates and friends)*

**9. How does your wellbeing impact your school-work?**

*(For example, making decisions, prioritising tasks, concentration)*

**10. What steps can you take to boost any poor well-being at home?**

*(For example, taking regular breaks from studying and going for a short walk or having a chat with someone else, changes to how much and when you study, or ask your guidance teacher for support)*

## Children's University

Pupils who have signed up for Children's University can continue to collect credits for a range of activities. The following links will give ideas or activities that can gain you credits. Remember to keep evidence of any activities you complete and log these in your CU Passport and on Aspire.

School CU Teams Page – pupils can contact Mr Donaldson through this page

- Aspire
- [Free activity sheets Children's University Scotland](#)
- [PowerPoint Presentation \(childrensuniversity.scot\)](#)
- [Idea of the Day \(mintlawacademy.aberdeenshire.sch.uk\)](#)

Not signed up for CU but interested in being involved?


- See <https://childrensuniversity.scot/> for more information
- Parents can sign up using this link <https://eu.jotform.com/CUScotland/Aberdeenshire>





## S3 - Work Instructions for Week Commencing 8th March

### Important information about your learning

- **We recommend that you spend 3 hours a day on learning.** You can of course do more by completing optional tasks and 'Idea of the Day' available on the Covid section of the website.
- You are encouraged to make up a weekly learning schedule. Please see information on the website and the template which can be downloaded.
- Please contact your teacher through Teams. If you have any difficulty with this, please email the school.
- **Indicate that they are engaging with the learning on Teams by thumbing up your teachers posts.** 

### Online learning protocols

- Pupils will have already signed 'An Acceptable Use of ICT Agreement' at the beginning of their school year and this agreement still stands in the virtual learning environment.
- **For pupils:**
  - Only use Glow email addresses for class communication.
  - Submit all assignments on time.
  - Show your engagement online by thumbing up communication posted by your teachers.
  - For any virtual lessons
    - Be punctual.
    - Do not record or take pictures of any part of a livestream / video-conference lesson.
    - Be prepared with materials and device charged.
    - Show respect for everyone and behave as you would be expected to in school.
    - Seek to contribute to the online classroom in a positive manner.
    - Ensure your location is appropriate, place your device so the camera does not show too much of your home (to protect your privacy).
    - Dress appropriately.
- **For parents:**
  - Take an interest in your child's work and the work left for him/her to complete in Microsoft Teams.
  - Help your child find the best place to work (if possible, not a bedroom).
  - Virtual lessons through Teams may be used in some subjects these should not be recorded.
  - Should you need to contact the school this should be done through the normal procedures by telephoning or emailing the school.

## Support with online learning

- The following links provide useful information and videos to support with online learning and using Microsoft Teams
  - <https://youtu.be/E3LdeMTNajl>
  - <http://bit.ly/ShireDigitalSupport>
  - Pupil support videos are all posted on PSE Teams.

## Creating a weekly learning schedule

- We recommend that you create a daily learning schedule to help structure your day.
- Try to break learning up into blocks of 40 to 50 minutes and then take a 10 to 15 minute break.
- The template below can be downloaded from the school website to create your own schedule [Weekly Subject Information \(mintlawacademy.aberdeenshire.sch.uk\)](http://mintlawacademy.aberdeenshire.sch.uk)

Learning at Home Schedule					
	Monday	Tuesday	Wednesday	Thursday	Friday
Morning					
Afternoon					
Daily exercise					

Example S1/2 - Learning at Home Schedule					
	Monday	Tuesday	Wednesday	Thursday	Friday
Morning	English	Social Subjects	Drama	Languages	Maths
	Art	Technology	Maths	Science	Home Economics
Afternoon	Maths	Music	English	Technology	English
	Science	Languages	PE	Social Subjects	Create a schedule for next week
Daily exercise	PE with Joe Wicks (YouTube)	Outdoor exercise	Dance with Darcey Bussell (Facebook)	PE with Joe Wicks (YouTube)	Outdoor exercise

## Choice of Course Information

### Key Dates:

- **Monday 22<sup>nd</sup> February** – Choice of course information will be available on the school website.
- **Week commencing 1<sup>st</sup> March** – attend the live session with your Guidance Teacher (times will be posted on the next page).
- **Monday 8<sup>th</sup> March** – Link will be posted on your House Team to complete your choice form through 'Microsoft Forms'.
- **Friday 12<sup>th</sup> March** – Choice forms must be submitted through 'Microsoft Forms'.

### Choice of course information available:

The following information can be accessed through the home page of the school website <https://mintlawacademy.aberdeenshire.sch.uk/>

- This video explains the choice of course process <https://online.clickview.co.uk/share?sharecode=a68e5e2c>
- Choice of course form which can be downloaded along with instructions for each year group.
- Choice of course booklet.
- Subject course information and videos.

### Support with choice of course

- Website information <https://mintlawacademy.aberdeenshire.sch.uk/>
- Live session with your Guidance teacher.
- 10-minute Skype call with your Guidance teacher can be requested through Teams or Glow email.
- Contact your teachers through subject Teams and Glow email.
- [Subject Choices tool | My World of Work](#)
- Skills Development Scotland information available on the website.

S3 Choice of Course Sessions with your Guidance Teacher

This week your Guidance Teacher will hold a live check in session at the following times. Please attend this session.

**Brucklay**



**Deer**



Tuesday 9<sup>th</sup> March - 10.30am -12pm 1-1 Drop-in on Teams  
For drop-in Teams sessions wait in the lobby and Mr Campbell will let you in one at a time.


Wednesday 10th March - 2pm for S3

\*\*Email or Teams message Mrs Grant for 1-1 Call

**Mormond**



**Ugie**



Wednesday 11.30am

\*\*Email or Teams message Miss Martin for 1-1 Call  
for subject Choice

3U1 – 9.30am Monday  
3U2 – 10.00am Friday

\*\*1-1s to discuss subject choice can be requested at  
these check ins

## S3 Additional Support for Learning

### Week commencing 8th March

#### S3 ELS English

Zoos essay tasks 1, 2 and 3 (researching the topic) **for 12<sup>th</sup> March**. Mrs Donald

#### S3 ELS Maths

Addition revision - work will post on TEAMS. Mrs Bain

### Useful Links

See TEAMS or refer to your letter sent home

- [Teach your Monster to Read](#)
- [Nessy](#)
- [BBC Dance Mat Typing](#)
- [Door Way Online](#)
- [Active Literacy](#)
- [Help Kidz Learn](#)
- [Sumdog](#)
- [Tech and Learn](#)
- Twitter - @Mintlaw\_SandC

## S3 Creative Arts

### Week commencing 8th March

#### Art

- Please make sure you have watched the Subject Choice Video and completed the assignment.
- Look out for your next Art task which will appear on your team.

#### Music

- Please see your Music team for an instrument of the Orchestra task.

#### Drama

- Please see your S3 Drama Team for more information. Miss Molver will be continuing with the documentary unit. All information and guidance for your tasks are available on your drama team.

### Useful Links

- [BBC Bitesize](#)
- [National Theatre](#)
- Look out for the new Creative Arts Faculty twitter page – @MintlawCreative

## S3 English

### Week commencing 8th March

S3 are beginning to study “Originally” by Carol Ann Duffy.

#### Core Tasks: Due Friday 12<sup>th</sup> of March at 3pm.

- Learners should access the PowerPoint ‘Originally – Week 3 Stanza 2 Annotations’ and take detailed notes from the slides.
- They will need to either print a copy of the poem, or they will need to copy the poem into their jotters, with plenty of space to write their notes around the poem.
- Complete the Forms Quiz issued through their Assignments for **Friday 12<sup>th</sup> March at 3pm.**
- Submit pictures of their notes to the appropriate assignment on their teams for the **Friday 12<sup>th</sup> of March at 3pm.**

#### Extension Tasks:

- Pupils should watch the Learning Cauldron Video on “Originally” and add additional notes to their own, using the video at <https://www.youtube.com/watch?v=SdiBWy4LYEq>

**Other extension tasks** will be made available for pupils who require it – pupils should check their individual teams.

### Useful Links

- [BBC Bitesize](#)
- SQA
- Twitter #RUAЕ
- [@MintlawEnglish](#)
- <https://freerice.com/categories/english-vocabulary>

## S3 Health & Wellbeing

### Week commencing 8th March

#### PE

#### S3 Core PE and HWB Period (all)

#### Sports Mash Challenge

This week we have a fun physical challenge involving balance and control: Sports Mash!

- Choose any 2 sports and film yourself mashing the 2 together – be creative!
- Use your balance and control to sequence/blend the 2 sports into one movement
- The PE staff will release their attempts so you can try to outdo them!
- Upload your video footage to assignments by the end of the week
- Top entries will be entered into a school competition (only with pupils' permission)
- Get your household involved too!

#### PE S3 Elective (those who have chosen PE as a subject choice)

Pupils should refer to their own class teams for information about the work.

- **Miss Coleman's Class:**  
Physical Factor Challenge: See teams for details
- **Mr Robertson's Class:**  
Social Factor Challenge: See teams for details
- **Miss Wilson's Class:**  
Physical Factor Challenge: See teams for details
- **Mr Laird's Class:**  
Physical Factor Challenge: See teams for details

#### HE

- Bake Off Challenge – Baking of the planned fruit tart from last week and the submission of this competition. PUPILS should check with their teacher first that their submission has been completed correctly. Work for those not doing the practical work will be given.
- Miss MacDonald's class: Complete theory task as directed on teams – Ingredients and date codes.

#### Useful Links

- [@mintlaw\\_health](#)
- [The BodyCoach TV \(YouTube\)](#)
- [foodafactoflife.org.uk](http://foodafactoflife.org.uk)
- [Aberdeen Community Trust | Secondary School \(afccommunitytrust.org\)](#)
- <https://www.youtube.com/c/RickBhullarFitness/videos>
- <https://stridekick.com/steps-to-distance>

## S3 Mathematics

### Week commencing 8th March

- 3A1 (AH) and 3B1 (DF) are continuing to work from the S3 Resource Pack 2
- 3A2 (DF) are continuing with the work for Level 5 Numeracy
- 3B2 (AH), 3A3 (AW) and 3B3 (AH) are continuing with the Level 4 Unit titled – Finance and Statistics.
- 3A4 (DF) are continuing with the work for the Level 4 Numeracy Unit.

**The resources for all the S3 topics are available via GLOW and links to them will also be posted on your class TEAM**

- More specific information will be issued to each class by their class teacher via TEAMS
- Pupils should indicate that they are engaging with their learning by acknowledging the posts from the teachers with the THUMBS up icon – we are using this to take a register for our classes.

### Useful Links

- [www.maths180.com](http://www.maths180.com)



## S3 Modern Languages

### Week commencing 8th March

S3 French - Body Parts

S3 German – School

S3 LFL – Body Parts

- Please consult your Modern Languages Team for detailed instructions and resources issued via assignments each week.
- Your work for the week will be issued on a Monday and you have the rest of the week to complete the activities.
- Each week there will be a range of tasks, some online, some offline etc and whilst we encourage you to complete all the activities assigned, we understand that this may not always be possible.
- You can also use Linguascope/Quizlet/BBC Bitesize and blooket.com for supplementary vocabulary and grammar activities.
- Your teachers are available to help if you need it via email, live chat or messages. @yourteacher or send them an email via GLOW.
- Pupils are asked to submit evidence of their completed work via assignments (turn in function). This can be completed worksheets or photos of completed work for example. Please note, you do not have to submit evidence of every activity set in assignment.
- **Live Lessons - French – Tuesday @12pm/ German - Wednesday @12pm**

### Useful Links

- [www.linguascope.com](http://www.linguascope.com)
- [www.quizlet.com](http://www.quizlet.com)
- [www.blooket.com](http://www.blooket.com)
- [www.kahoot.com](http://www.kahoot.com)
- <https://www.bbc.co.uk/bitesize/subjects/z2mxsbk>
- <https://ukgermanconnection.org/>



## S3 Science

### Week commencing 8th March

- Hello again to all S3 Connexion, Biologists, Chemists and Physicists! The focus of this week will be continuing to work through your topics as instructed by your teacher on Teams.
- **We want you to get the most out of your online learning, so we encourage you to let us know how you are getting on, by reacting and commenting on teams posts, or by emailing your teacher on Glow. We know you will want to try and think things through for yourselves, don't stay stuck too long; post a message (and tag your teacher) when you are "stuck" and we will help you out. If you want to ask something quietly then use your teacher's email. Perhaps a wee tag in a comment on teams would be helpful just to say you've emailed.**

### S3 Connexions Class:

- Using our Scholar notes, this week we will be looking at Chemical Reactions.
- Detailed instructions will be posted in Teams.

### S3 Biology Classes.

- Each week, your teacher will give you instructions on the week's work through Teams – Assignments and Teams - Posts. These tasks will include a mix of video clips, research, creative tasks, BBC Bitesize, Scholar, Microsoft Forms, Education Perfect and using presentations to fill in your booklet. Keep an eye out for task deadlines and topics covered. Full instructions can be found on Teams – Assignments and Teams-Posts. Any resources required for these activities, such as class booklets, presentations, videos and further information can be found in Teams - Files.

### S3 Chemistry Classes.

- Each week, your chemistry teacher will give you instructions on the week's work through Teams. Tasks will involve completing your Topic 4 booklets by using the following activities; watching video clips, quizzes, research, Education Perfect exercises, etc.
- This week we will be starting a new topic "Acids Reactions". Digital booklets will be posted to Teams. We will complete pages 1 and 2 of your booklets.

### S3 Physics Classes.

- Over the next few weeks we are looking at sound. Each week, there is a video to watch and pages to complete from the booklet. These will be posted through assignments. You should upload your booklet work and the homework problems you have been working on.

Remember, you can always make use of websites, e.g. BBC bitesize, ClickView, scholar (use your full glow login for to scholar and ClickView). You should use these to complete the notes and questions in your booklets. You will have questions to complete and these should be done in your jotter. Your teacher may ask you to upload work via assignments or into OneNote. Remember, there is the help and chat channel you can use. If you see something you know about free to chip in if you can help. Be supportive to each other, we are all working together on this and often helping someone else out can clear things in your own head. Each week's work will be issued through assignments on a Monday for Friday but you should take time to plan when you are going to do the work through the week.

### Useful Links

- <https://www.educationperfect.com/>
- <https://www.bbc.co.uk/bitesize>
- <http://nat5biopl.edubuzz.org/>
- <https://www.evans2chemweb.co.uk/>  
username: mintlaw password: chemweb
- <https://mrmackenzie.co.uk/>
- <https://www.khanacademy.org/science>
- <https://www.educationperfect.com/>
- <https://www.bbc.co.uk/bitesize>

## S3 Social Subjects

### Week commencing 8th March

#### Geography

- **Miss Owen's class (3H)** - Will be continuing to work on their Environmental Hazards Project and this week will be completing the main part of their report using a range of sources. **They should upload their work to the assignment for Friday 12<sup>th</sup> March.**
- **Mrs Lawson's class (3E)** - will be continuing to work on their Environmental Hazards Project and this week will working on the feedback from previous weeks, along with writing their conclusion, ideas for future research and bibliography. **They should upload their work to the assignment for Friday 12<sup>th</sup> March.**

#### History

- **Mr Kelly's class 3C** – Civil Rights in the USA – Montgomery Bus Boycott. Pupils will be learning about Rosa Parks and what success in Montgomery meant for the civil rights movement. **These tasks are due for completion by Friday 12<sup>th</sup> March.**
- **Mr Bennet's classes 3E & 3F** - Both classes are working on the unit entitled Free at Last. Pupils this week are looking at the Growth of the Civil Rights Movement in the USA and are looking at the events in Birmingham, Alabama in 1963, the March on Washington and Martin Luther King's speech 'I have a Dream'. **These tasks are due for completion by Monday 15<sup>th</sup> March at 9am.**

#### Modern Studies

- **3G (Mr Merson) and 3D (Mr Birnie)** The classes will be continuing with the terrorism unit in week 9. This will involve doing the work from 6.9 chapter of the textbook and doing the questions. **They should upload their work to the assignment for Friday 12<sup>th</sup> March.**

#### RMPS

- **Mr Sneddon's Classes 3.1,3.4,3.5 and 3.6** - Will be considering does Capital Punishment act as a deterrent?  
**Mr Kelly's classes 3.2 & 3.3** – Will be considering does Capital Punishment act as a deterrent?

### Useful Links

- <https://www.bbc.co.uk/bitesize>
- <https://www.natgeokids.com/uk/>
- <https://www.bbc.co.uk/newsround>
- <https://www.historyforkids.net/>
- <https://kids.kiddle.co/Religion>

## S3 Technology

### Week commencing 8th March

#### Energy Girls

- **Live Lesson will be held on Thursday from 10:45** with the lecturer Morag Watt, Thursday will be a LIVE LESSON where Morag will continue to look at the next unit which is a wind turbine.

#### Design Technology

- In the workshop you have been working with metal and you will now complete a series of metal work theory tasks over the coming weeks. A second activity this week will look at the role of a Engineer in Industry and the employability skills required in the job.

#### Engineering Technology

- Watch two videos on two different types of engineering project.
- Design sketch and annotate one engineering project that will better the environment and one that will make a mundane task easier for you to carry out.

#### Business

- This week we are going to continue to learn about how technologies has changed the way a business operates.
- Using the ILO10 notes from the files TAB, complete worksheet Seven, Eight and Nine.
- Continue working on the IDEA Award badges, completing at least two this week. Use the entrepreneur updated checklist to track progress as you are aiming for a bronze award.


#### Computing

- Relational Databases
- Task 1 this week is to test your knowledge on Files, Fields, and Forms developed over the last few weeks
- Task 2 this week Introduces Queries and how to query a database

### Useful Links

- <http://www.technologystudent.com/>
- <https://idea.org.uk/>
- [GetaGrip Graphics](#)

### Important information about your learning

- **We recommend that you spend 4 hours a day on learning.** You can of course do more by completing optional tasks.
- You are encouraged to make up a weekly learning schedule. Please see information on the website and the template which can be downloaded.
- Please contact your teacher through Teams. If you have any difficulty with this, please email the school.
- **Indicate that they are engaging with the learning on Teams by thumbing up your teachers posts.** 

### Online learning protocols

- Pupils will have already signed 'An Acceptable Use of ICT Agreement' at the beginning of their school year and this agreement still stands in the virtual learning environment.
- **For pupils:**
  - Only use Glow email addresses for class communication.
  - Submit all assignments on time.
  - Show your engagement online by thumbing up communication posted by your teachers.
  - For any virtual lessons
    - Be punctual.
    - Do not record or take pictures of any part of a livestream / video-conference lesson.
    - Be prepared with materials and device charged.
    - Show respect for everyone and behave as you would be expected to in school.
    - Seek to contribute to the online classroom in a positive manner.
    - Ensure your location is appropriate, place your device so the camera does not show too much of your home (to protect your privacy).
    - Dress appropriately.
- **For parents:**
  - Take an interest in your child's work and the work left for him/her to complete in Microsoft Teams.
  - Help your child find the best place to work (if possible, not a bedroom).
  - Virtual lessons through Teams may be used in some subjects these should not be recorded.
  - Should you need to contact the school this should be done through the normal procedures by telephoning or emailing the school.

## Support with online learning

- The following links provide useful information and videos to support with online learning and using Microsoft Teams
  - <https://youtu.be/E3LdeMTNajl>
  - <http://bit.ly/ShireDigitalSupport>
  - Pupil support videos are all posted on PSE Teams.

## Creating a weekly learning schedule

- We recommend that you create a daily learning schedule to help structure your day.
- Try to break learning up into blocks of 40 to 50 minutes and then take a 10 to 15 minute break.
- The template below can be downloaded from the school website to create your own schedule [Weekly Subject Information \(mintlawacademy.aberdeenshire.sch.uk\)](http://mintlawacademy.aberdeenshire.sch.uk)

Learning at Home Schedule					
	Monday	Tuesday	Wednesday	Thursday	Friday
Morning					
Afternoon					
Daily exercise					

Example S1/2 - Learning at Home Schedule					
	Monday	Tuesday	Wednesday	Thursday	Friday
Morning	English	Social Subjects	Drama	Languages	Maths
	Art	Technology	Maths	Science	Home Economics
Afternoon	Maths	Music	English	Technology	English
	Science	Languages	PE	Social Subjects	Create a schedule for next week
Daily exercise	PE with Joe Wicks (YouTube)	Outdoor exercise	Dance with Darcey Bussell (Facebook)	PE with Joe Wicks (YouTube)	Outdoor exercise

## Choice of Course

### Key Dates:

- **Monday 22<sup>nd</sup> February** – Choice of course information will be available on the school website.
- **Week commencing 1<sup>st</sup> March** – attend the live session with your Guidance Teacher (times will be posted on the next page).
- **Monday 8<sup>th</sup> March** – Link will be posted on your House Team to complete your choice form through 'Microsoft Forms'.
- **Friday 12<sup>th</sup> March** – Choice forms must be submitted through 'Microsoft Forms'.
- Pupils who are leaving should still complete the 'Microsoft Form' and indicate this in their response.

### Choice of course information available:

The following information can be accessed through the home page of the school website <https://mintlawacademy.aberdeenshire.sch.uk/>

- This video explains the choice of course process <https://online.clickview.co.uk/share?sharecode=a68e5e2c>
- Choice of course form which can be downloaded along with instructions for each year group.
- Choice of course booklet.
- Subject course information and videos.

### Support with choice of course

- Website information <https://mintlawacademy.aberdeenshire.sch.uk/>
- Live session with your Guidance teacher.
- 10-minute Skype call with your Guidance teacher can be requested through Teams or Glow email.
- Contact your teachers through subject Teams and Glow email.
- [Subject Choices tool | My World of Work](#)
- Skills Development Scotland information available on the website.

## S4-6 Choice of Course Sessions with your Guidance Teacher

This week your Guidance Teacher will hold a live check in session at the following times. Please attend this session.

# Brucklay



Tuesday 9<sup>th</sup> March - 10.30am -12pm 1-1 Drop-in on Teams  
For drop-in Teams sessions wait in the lobby and Mr Campbell will let you in one at a time.

# Deer



Thursday 11<sup>th</sup> March - 12pm for S4/5

\*\*Email or Teams message Mrs Grant for 1-1 Call

# Mormond



Thursday - 11.30am for S4/5

\*\*Email or Teams message Miss Martin for 1-1 Call  
for subject choices

# Ugie



4U – 10.15am Friday

5U – 10.30am Tuesday

6U – 9.00am Tuesday

\*1-1s to discuss subject choice can be requested at these check ins



## S4-6 Additional Support for Learning

### Week commencing 8th March

<b>S4 ELS English</b>	Zoos essay task 3 - research - <b>for the 12<sup>th</sup> March</b> . Mrs Donald	
<b>S4 ELS Maths</b>	Place value- work will post on TEAMS. Mrs Bain	
<b>S4 Individual Maths</b>	Work on TEAMS as set. Mrs Bain	
<b>S4 Employability</b>	(Mrs Richards' Group) Responsibilities of Employment continued. Work will be emailed individually on Monday 8/3/21	
<b>Personal Finance</b>	<p>We are continuing with the new booklet called 'Your Money Matters' and for the next few weeks we will be concentrating on making the most of your money.</p> <ol style="list-style-type: none"> <li>1) This week we are looking at budgeting. Have a look at page 40-41, paying attention to Robyn's weekly budget and the difference between committed and discretionary spending. Think of 3 examples of committed and discretionary spending of your own.</li> <li>2) Read the case study on page 42. Create a monthly budget for her. You can use the example of Robyn's budget on page 40 to help you set it out correctly.</li> <li>3) Think of two examples a family might have to spend more money in one month than they were planning to. What changes could they make to their expenditure if these situations happened?</li> </ol> <p><b>*** Your Money Matters is a big document and can take a while to load off Teams. I would recommend accessing it in the evening and downloading a copy to your own device. ***</b></p> <p>Any problems please email Mrs McKeown through Glow. <b>Work due 12/3/21</b></p>	
<b>Employability Skills</b>	<p>Access booklet '<b>Responsibilities of Employment</b>'. This can be accessed on Teams – Files – Class Materials.</p> <ol style="list-style-type: none"> <li>1) Read through pages 17-18. Can you find out the current minimum wage? Do you think this is a good amount of money to live on?</li> <li>2) Read through page 19. Complete exercises on pages 20-21.</li> <li>3) Try the quiz on pages 23-24. What do you think of your answers? What do you think your answers tell you about what you would be like to work with? Try to be as honest as possible!</li> </ol> <p>Any problems please email Mrs McKeown through Glow. <b>Work due 12/3/21</b></p>	
<b>Useful Links</b>	<ul style="list-style-type: none"> <li>• <a href="#">Teach your Monster to Read</a></li> <li>• <a href="#">Nessy</a></li> <li>• <a href="#">BBC Dance Mat Typing</a></li> <li>• <a href="#">Door Way Online</a></li> </ul>	<ul style="list-style-type: none"> <li>• <a href="#">Active Literacy</a></li> <li>• <a href="#">Help Kidz Learn</a></li> <li>• <a href="#">Sumdog</a></li> <li>• <a href="#">Tech and Learn</a></li> <li>• <a href="#">Twitter - @Mintlaw_SandC</a></li> </ul>

## S4-6 Creative Arts

### Week commencing 8th March

<b>Art</b>	National 5	<p>Pupils will be in school to complete practical work.</p> <p><b>National 5 (Mrs Miller and Mrs McAlister's class) are in on a Monday</b></p> <p><b>National 5 (Mrs McHugh and Mrs McAlister's class) are in on a Wednesday.</b></p> <p>For any written tasks please see your team.</p>
	Higher	<p><b>Higher Art pupils will be in school on Thursday</b> to complete practical work with Mrs Miller, Mrs McHugh and Mrs McAlister. Please bring all the equipment you have at home back to school.</p>
	Adv Higher	<p><b>Advanced Higher Art pupils will be in school on Thursday</b> to complete practical work with Mrs Miller, Mrs McHugh and Mrs McAlister. Please bring all the equipment you have at home back to school.</p>
<b>Photography</b>	Higher	<p><b>Higher Photography pupils will be in school on Tuesdays</b> to work with Mrs Miller. You will need to remember to bring in your memory card, USB and folder back into school so you can continue.</p>
<b>Music</b>	National 5 Higher	<p>Please see your team for Literacy questions from Mrs Smith. The deadline for these answers is <b>9<sup>th</sup> March</b>. Please ensure that you have completed your practical performing task for Mr Gale.</p>
<b>Drama</b>	National 5	<p><b>The "Hayfever" cast and costume designers will come in on a Tuesday</b> to work with Miss Arbuthnott.</p> <ul style="list-style-type: none"> <li><b>National 5 pupils that are in "Blood Brothers" and "Curious Incident" are in on Friday.</b> Please continue to learn your lines and complete your Preparation for Performance.</li> </ul>
	Higher	<p>All pupils should learn all their lines in preparation for filming their assessments. Pupils should also ensure that they have completed their preparation for performance.</p>
	Adv Higher	<p><b>Pupils will return to school on Wednesdays</b> to work with Miss Molver and Miss Arbuthnott on their practical monologue and interactive performances.</p>
<b>Useful Links</b>	<ul style="list-style-type: none"> <li>• <a href="#">BBC Bitesize</a></li> <li>• <a href="#">National Theatre</a></li> <li>• New Creative Arts Faculty Twitter page- @MintlawCreative</li> </ul>	

## S4-6 English

### Week commencing 8th March

<b>English</b>	National 4	<p><b>4E3 with Miss Wappler and Miss Bell</b> should access their class teams for work on the Added Value Unit. They will hold a <b>LIVE LESSON on Tuesday 9th March at 10.45am for 30 minutes</b> on the AVU with students, answering questions about the work. Work will be assigned during the live lesson on Tuesday 9th.</p> <p><b>4D3 with Mrs Fowlie and Mr Closs</b> should access their class teams for work on the Added Value Unit. They will hold a <b>LIVE LESSON on Thursday 11th March at 11.00am for 30 minutes</b> on the AVU with students, answering questions about the work. Work will be assigned during the live lesson on Thursday 11th.</p>
	National 5	<p>In the National 5 2020/21 ('big' team with all classes) Mrs Pye, Mr Closs and Miss Wappler will deliver <b>2 45 minutes LIVE LESSONS</b> this week, as stated below.</p> <p><b>Tuesday 9th March at 1.30pm - RUAE Live Lesson:</b> Live lesson will be looking at Sentence Structure questions – how to answer questions and pick up marks. There will be a Forms exercise assigned through Assignments due <b>Monday 15th March.</b></p> <p><b>Thursday 11th March at 12.30 pm – Critical Reading Live Lesson:</b> Live lesson – Commonalities in MacCaig poetry. There will be <b>an 8 mark question due 23rd March.</b></p> <p><b>Extension work:</b> commonality and key quotes table; writing an 8 mark answer using the materials from the ppt; any of the scholar tasks that they haven't completed already.</p> <p><b>Other/Extension Work:</b> Essay text tasks may be assigned by individual class teachers.</p>
	Higher	<p>In the Higher 2020/21 ('big' team with all classes) Mrs McCluskey and Miss Bell will deliver <b>2 LIVE LESSONS</b> this week, as stated below.</p> <ol style="list-style-type: none"> <li>1. <b>Tuesday 9th March 3.50pm to 4.30pm:</b> Whole-cohort <b>RUAE Link Question Live Lesson</b> – Forms task on Link Questions will be assigned, due <b>Monday 15th March at 12pm.</b></li> <li>2. <b>Thursday 11th March 3pm-3.45pm:</b> Whole-cohort <b>MacCaig Live Lesson</b> – Basking Shark Revision. 10 marks worth of SST Questions will be assigned and <b>due Wednesday 17th at 12pm.</b></li> </ol> <p><b>Class teachers are in the process of organizing class specific Live Lessons delivering on class-specific essay texts - please be aware of this input, and make sure to be there.</b></p> <p><b>Other/Extension Work:</b> Essay text tasks may be assigned by individual class teachers. There are also Extension tasks clearly labelled in each Week's PPTs using SCHOLAR and 'The Learning Cauldron' How to Analyse Poetry – Norman MacCaig videos on YouTube. (Students should ask teachers for SCHOLAR log in details if they do not know them.)</p>

	Adv Higher	<p>The Advanced Highers <b>have 2 LIVE LESSONS</b> this week with Mr Holding and Mrs Fowlie on the following sections of the AH English Course.</p> <ul style="list-style-type: none"> <li> <p><b>Monday 8<sup>th</sup> March: Live Lesson @ 10:30am. Introductions</b> will have been <b>handed in on Friday 5<sup>th</sup></b> using the relevant assignment.</p> <p><b>Live Lesson at 10:30am</b> will flip the learning. We will ‘share’ your introduction with the class on screen. Discussion of each introduction will follow: thinking about strengths and weaknesses. The lesson will end with some guidance/reminders for completing next part of essay- the first two main body paragraphs.</p> <p><b>LS 2 main body paragraphs assignment will be assigned today</b> after the lesson. <b>Your task is to write your 2 paragraphs</b> in no more than 30 minutes using Forms. <b>This is due for Wednesday 17<sup>th</sup> March at 12pm.</b></p> </li> <li> <p><b>Thursday 11<sup>th</sup> - Live Lesson @ 2:10pm</b> - This will be the first of 2 Learning Conversation Live Lessons, where we discuss your next steps for learning with each of you individually. Two pupils will be spoken with today, and two during Monday 15<sup>th</sup>'s lesson. More information will be provided on the Team. Please come prepared with questions, about any aspect of the course.</p> </li> </ul>
Media	National 5	<p>The National 5s <b>have a LIVE LESSON on Monday 8<sup>th</sup> at 2.30pm.</b></p> <p>The focus will be Feedback from their Timed Practice. Tasks will be assigned from the lesson on Genre Conventions and redrafting their work - due for <b>Monday 15<sup>th</sup> March at 9am.</b></p>
	NPA Film & Media	<p>Work will be posted on the NPA Teams.</p> <p>Students will be issued a <b>Shot Recreation Task</b> to work on – where they are recreating either a classic shot from The Empire Strike Back, Reservoir Dogs or Blade Runner. <b>This is due 12<sup>th</sup> of March.</b></p>
	Higher	<p>The Highers <b>have a LIVE LESSON on Monday 8<sup>th</sup> at 1.30-2pm.</b></p> <p>They will be looking at a model answer from their Timed Practice. Tasks will be assigned after the lesson - due for <b>Monday 15<sup>th</sup> March at 9am.</b></p>
Useful Links	<ul style="list-style-type: none"> <li>• BBC Bitesize</li> <li>• SQA</li> <li>• The Learning Cauldron on YouTube</li> <li>• <a href="#">SCHOLAR</a></li> <li>• Twitter #RUAE</li> <li>• <a href="#">@MintlawEnglish</a></li> </ul>	

## S4-6 Health & Wellbeing

**Week commencing 8th March**

<b>PE</b>	National 5	<p><b>Pupils should refer to their own class teams for more information about the work.</b></p> <p><u>Miss Coleman's Class</u></p> <ul style="list-style-type: none"> <li>• FORMS assignment – 3e Evaluate your performance in the 2 selected factors</li> <li>• Practical: CRE training to maintain fitness for one-off performance – minimum of 20 minutes each day</li> </ul> <p><u>Mr Robertson's Class</u></p> <ul style="list-style-type: none"> <li>• Feedback and catch up week- see teams for details.</li> </ul> <p><u>Miss Anderson's Class</u></p> <ul style="list-style-type: none"> <li>• Theory: Feedback week with extension task available- see teams.</li> <li>• Practical: Pupils should continue to complete workouts using resources in Notebook for support and record in 'practical' folder</li> </ul>
	Higher	<p><b>Personalisation Week</b></p> <p>Check teams for further information. You will choose a past paper question of your choice, based on a factor and command work that you would like to have marked and detailed feedback on. All students should aim to attend this week's live session for feedback from last week: <b>(Tues- 10.45am,)</b></p> <p><b>Dancers- in school on Tuesday 9<sup>th</sup> for performance preparation. (All practical outdoors)</b></p>
<b>Sports Development</b>	NPA	Record Audit presentation. (See Teams)
<b>Dance</b>	National 5	<ul style="list-style-type: none"> <li>• Second draft of choreography review</li> <li>• Ghost Dances- check test</li> <li>• <b>Practical: in school on Thursday 11<sup>th</sup>. All practical will take place outdoors.</b></li> </ul>
	Higher	<ul style="list-style-type: none"> <li>• Complete choreography review question 3</li> <li>• Complete ghost dance check test</li> <li>• <b>Practical: in school on Tuesday 9<sup>th</sup>. All practical will take place outdoors.</b></li> </ul>

<b>Heath &amp; Food Technology</b>	National 5	Carry on with written assignment – Investigation 2 - as directed after our live lesson on Thursday. See teams for assignment deadlines. <a href="#">Live chat on Thursday morning @ 11am.</a>
	Higher	Pupils should research their 2 <sup>nd</sup> investigation.
<b>Cake Craft</b>	National 5	Pupils to carry out a practical task at home in preparation for returning to school. Instructions will be in Teams
<b>Practical Cookery</b>	National 4	Pupils will be in school. On Wednesday you will be cooking Soup with Savoury Scone and Swiss Roll in school and on Friday Spaghetti Bolognese and Mandarin Cheesecake in school. Please bring an apron and suitable containers.
	National 5	Pupils should practice the written assignment at home for – Haggis Bon Bons, Savoury Bake, Chocolate and Orange Gateau.
<b>Useful Links</b>	<ul style="list-style-type: none"> <li>• <a href="#">@mintlaw_health</a></li> <li>• <a href="#">The BodyCoach TV (YouTube)</a></li> <li>• <a href="#">Aberdeen Community Trust   Secondary School (afcommunitytrust.org)</a></li> </ul>	

## S4-6 Mathematics

**Week commencing 8th March**

**Pupils are being reminded to watch the Videos that staff are posting on their Class Team. These videos show their teachers talking through the relevant sections within their note booklets and include sections with the class teacher going over worked examples. When these have been posted they should be watched before the work set is attempted.**


<b>Maths</b>	National 4	<p>4E3 (Mr Forbes/Mrs Gruer) and 4D4 (Ms Wright)</p> <p>These classes are continuing to work through the National 4 course. Individuals will know which topic they are currently working on.</p> <p><b>Pupils have their own personal copies of the resources required for this work. Completed versions of the National 4 Course Notes are available via GLOW and a link to them will also be posted on your class TEAM</b></p> <p><b>More specific information will be issued to each class by their class teacher via Teams</b></p> <p><b>Pupils should indicate that they are engaging with their learning by acknowledging the posts from the teachers with the THUMBS up icon – we are using this to take a register for our classes</b></p>
	National 5	<p><b><u>S4/5/6</u></b></p> <p>4D1 (Mr Forbes), 4D2 (Mrs Gruer and Ms Ferguson), 4E1 (Mrs Hynd) and 4E2 (Ms Ferguson). Senior Pupils within 4D2 and 4E2. Class Teams have already been actively used throughout the session for these classes.</p> <p>Some classes are completing the work from the Applications Unit involving the Triangle Formulae – these formulae are used in non-right-angled triangles. The three formulae introduced in this section of the work are the Area of a Triangle Formula, Sine Rule and Cosine Rule. These formulae help us to find the area of these triangles and missing sides and/or angles within these triangles. Others are moving on to working on the Vectors topic within the Applications Unit.</p> <p><b>Pupils have their own personal copies of the resources required for this work. A completed version of the Applications Note booklet is available via GLOW and a link to it will also be posted on your class TEAM</b></p> <p><b>More specific information will be issued to each class by their class teacher via Teams</b></p> <p><b>Pupils should indicate that they are engaging with their learning by acknowledging the posts from the teachers with the THUMBS up icon – we are using this to take a register for our classes</b></p>
	Higher	<p>MAHIA1 - Ms Ferguson and MAHIB1 - Mr Forbes. Class Teams have already been actively used throughout the session for these classes.</p> <p>This week these classes will be continuing working on the topic – Applying Algebraic Skills to Circles from Unit 3.</p> <p><b>Pupils have their own personal copies of the resources required for this work. A completed version of the Applying Algebraic Skills to Circles booklet is available via GLOW and a link to them will also be posted on your class TEAM.</b></p> <p><b>More specific information will be issued to each class by their class teacher via Teams</b></p> <p><b>Pupils should indicate that they are engaging with their learning by acknowledging the posts from the teachers with the THUMBS up icon – we are using this to take a register for our classes</b></p>

<p><b>Maths</b></p>	<p>Adv Higher</p>	<p>MAAHIB1 - Ms Ferguson – A Class Team has already been actively used throughout the session for this class. This week the class will be starting the topic – Applying Algebraic Skills to Number Theory from Unit 3.</p> <p><b>Pupils have their own personal copies of the resources required for this work.</b>  <b>More specific information will be issued to each class by their class teacher via Teams</b>  <b>Pupils should indicate that they are engaging with their learning by acknowledging the posts from the teachers with the THUMBS up icon – we are using this to take a register for our classes</b></p>
<p><b>Applications Maths</b></p>	<p>National 4</p>	<p><b>S5/6</b> – (Mrs Gruer and Mrs Hynd).  This week this class will be working on revision material for the Geometry and Measures Unit in preparation for sitting the assessments for this Unit on their return to the school building. This material can be found in the Files Tab of the Class Team, within the Nat 4 Apps Folder. It is also available on Glow within the Revision Folder of the National 4 Applications of Mathematics Tab.</p> <p><b>A completed version of the Geometry and Measures Note Booklet is available via Glow and a link to them will also be posted on your class Team.</b></p> <p><b>More specific information will be issued to each class by their class teacher via Teams</b>  <b>Pupils should indicate that they are engaging with their learning by acknowledging the posts from the teachers with the THUMBS up icon – we are using this to take a register for our classes</b></p>
	<p>National 5</p>	<p><b>S4</b> - 4D3 (Mrs Hynd)  This class is now in the position that they have completed the course contents. They will be carrying out revision and consolidation of the material covered in preparation for sitting assessments when they return to the school building. The results of these assessments will be used to facilitate the process of gathering evidence for their course award.</p> <p><b>S5/6</b> – (Mrs Gruer and Mrs Hynd).  Pupils within this class have spread out.</p> <ul style="list-style-type: none"> <li>• Those still working through the course should be working from the Geometry and Measures Unit</li> <li>• Those who have completed the coursework will be carrying out revision and consolidation of the material covered in preparation for sitting assessments when they return to the school building. The results of these assessments will be used to facilitate the process of gathering evidence for their course award.</li> </ul> <p><b>Pupils have their own personal copies of the resources required for this work. A completed version of the Geometry and Measures Note Booklet is available via GLOW and a link to them will also be posted on your class TEAM.</b>  <b>More specific information will be issued to each class by their class teacher via Teams</b>  <b>Pupils should indicate that they are engaging with their learning by acknowledging the posts from the teachers with the THUMBS up icon – we are using this to take a register for our classes</b></p>
<p><b>Useful Links</b></p>	<ul style="list-style-type: none"> <li>• <a href="http://scholar.hw.ac.uk/">SCHOLAR http://scholar.hw.ac.uk/</a></li> <li>• <a href="http://www.maths180.com">www.maths180.com</a></li> <li>• <a href="https://www.national5maths.co.uk/free-national-5-maths-2/">https://www.national5maths.co.uk/free-national-5-maths-2/</a></li> <li>• <a href="https://www.national5maths.co.uk/n5-lifeskills-maths/">https://www.national5maths.co.uk/n5-lifeskills-maths/</a></li> <li>• <a href="https://www.highermathematics.co.uk/">https://www.highermathematics.co.uk/</a></li> <li>• <a href="https://www.advancedhighermaths.co.uk/free-ah-maths/">https://www.advancedhighermaths.co.uk/free-ah-maths/</a></li> </ul>	



## S4-6 Modern Languages

### Week commencing 8th March

<b>French German Spanish</b>	National 4 National 5	Please consult your Modern Languages Team for detailed instructions and resources issued via assignments each week and Linguascope/Quizlet/BBC Bitesize and SCHOLAR for supplementary vocabulary and grammar activities.  <b>Please refer to information issued via your TEAMS for any online lessons/support.</b>  <a href="#">Live lesson – N5 French Mr Méthivier - Friday @ 1pm weekly</a> <a href="#">Live Lesson – N5 French Miss Morris – Thursday @ 9am weekly</a> <a href="#">Live Lesson – N5 German Mrs McSeveney – Thursday @10am weekly</a>
	Higher	Please consult your Modern Languages Team for detailed instructions and resources issued via assignments each week and Linguascope/Quizlet/BBC Bitesize and SCHOLAR for supplementary vocabulary and grammar activities.  <b>Please refer to information issued via your TEAMS for any online lessons/support.</b>  <a href="#">Live Lesson - French Mr Méthivier - Friday @ 2pm weekly</a> <a href="#">Live Lesson - German Mrs Bream/Miss Morris - Thursday @ 12.30pm weekly</a>
	Adv Higher	Please consult <b>your Modern Languages Team</b> for <b>detailed instructions and resources issued via assignments each week</b> and Linguascope/Quizlet/BBC Bitesize and SCHOLAR for <b>supplementary</b> vocabulary and grammar activities.  <b>Please refer to information issued via your TEAMS for any online lessons/support.</b> <a href="#">Live Lesson - French Mr Méthivier - Thursday @ 12pm weekly</a> <a href="#">Live Lesson - German Mrs Bream/Miss Morris – Thursday @12.30 pm weekly</a>
<b>Useful Links</b>	<ul style="list-style-type: none"> <li>• <a href="http://www.linguascope.com">www.linguascope.com</a></li> <li>• <a href="http://www.quizlet.com">www.quizlet.com</a></li> <li>• <a href="http://www.scholar.hw.ac.uk">www.scholar.hw.ac.uk</a></li> <li>• <a href="https://www.bbc.co.uk/bitesize/subjects/z2mxsbk">https://www.bbc.co.uk/bitesize/subjects/z2mxsbk</a></li> <li>• <a href="http://www.bbc.co.uk/languages/spanish/mividaloca/ep01/">http://www.bbc.co.uk/languages/spanish/mividaloca/ep01/</a></li> <li>• <a href="#">@MfiMintlaw</a></li> </ul> <div style="text-align: right; margin-top: 20px;">  </div>	

## S4-6 Science

### Week commencing 8th March

<b>Biology</b>	National 4 National 5	<p>Each week, your teacher will give you instructions on the week's work through Teams – Assignments and Teams - Posts. Tasks will include, using the presentations to fill in your class booklet, video clips, research, creative tasks, BBC Bitesize, Education Perfect, Scholar, SQA past paper questions.</p> <p>This week we will continue working through Topic 2: Multicellular Organisms, booklet 1. Please check the Topic 2 folder on your class Team for materials such as class booklets, presentations, video walk through and activities.</p> <p>Full instructions for this week's tasks can be found on Teams – Assignments. Please continue to use thumbs up when your teacher posts work so that we can see how and when you are engaging. Try your best to complete all tasks given by the deadline and use Teams/Glow e-mail to contact your teacher with any difficulties you are having.</p>
	Higher	<p>Each week, your teacher will give you instructions on the week's work through Teams – Assignments and Teams - Posts. Tasks will include, using the presentations to fill in your class booklet, video clips, research, creative tasks, BBC Bitesize, Scholar, Microsoft Forms, SQA past paper questions.</p> <p>This week we will continue to work through Metabolism and Survival, booklet 2. Please check the Metabolism and Survival folder on Teams for class booklets, presentations, video walk through and activities.</p> <p>This week's task is to study Key Area 5 - Metabolism and adverse conditions. Full instructions can be found on Teams – Assignments. Please continue to use thumbs up when your teacher posts work so that we can see how and when you are engaging. Try your best to complete all tasks given and use Teams/Glow e-mail to contact your teacher with any difficulties you are having.</p>
	Advanced Higher	<p>Each week, your teacher will give you instructions on the week's work through Teams – Assignments and Teams - Posts. Tasks will involve, using the presentations to fill in your class booklet, watching video clips, research, Scholar activities, SQA past papers.</p> <p>This week we will complete Topic 3 Investigative Biology Booklet 2. Check the Topic 3 Channel on Teams for class booklets, presentations, and activities.</p> <p>This week's task is to study Key Area 3.3 Reporting and Critical Evaluation. Full instructions can be found in Teams – Assignments, but involve book work, an interactive lesson on Education Perfect and SQA Practice Papers. Please continue to use thumbs up when your teacher posts work so that we can see how and when you are engaging. Try your best to complete all tasks given and use Teams/Glow e-mail to contact your teacher with any difficulties you are having.</p>

<b>Chemistry</b>	National 4 National 5	<p>This week we continue looking at Metals – specifically at how they can be used to make cells (basically batteries!). Check your class Teams page on Monday for specific instructions.</p> <p>Remember, at all times, you will be able to access digitised versions of class booklets, and any support documents such as PowerPoints, weblinks and other learning materials all from the class Teams page.</p> <p>Please use thumbs up when your teacher posts work so that we can see how and when you are engaging. Also, try your best to complete any tasks given and use Teams/Glow Email to contact your teacher with any difficulties you are having.</p>
	Higher	<p>Pupils should access instructions for this week through their class Teams page. All materials required; booklets, PowerPoints, audio files, quizzes etc. can be accessed through the Teams page. Please contact your class teacher if you experience any difficulties.</p>
	Advanced Higher	<p>We're onto the very last booklet – "Instrumental Analysis and Pharmaceuticals"!!!! For each piece of work assigned, there should be references in the booklet to websites/YouTube clips etc that will help you complete the work. I will also provide introductory/summarising videos to hopefully help the learning! As ever, though – please feel free to ask questions as we work through the booklet. Use the "Help" or "General" channel in Teams to post any questions you may have</p> <p><b>This week the focus will be on looking at "Structural Analysis, Empirical Formula and Mass Spectrometry</b></p> <p><b>Remember to log-on to the Live Lesson on Tuesday – armed with questions!</b></p>

Physics	National 4 National 5	This week N5 Physics will be looking at the Conservation Of Energy, in particular Work Done, Potential Energy and Kinetic Energy. We will be learning about how to calculate each type of energy and the relationships between the types of energy. Instructions, filled in booklets, voiceover videos and Scholar work will all be posted in Teams with quizzes due on Friday.
	Higher	Coursework is now complete and so it is time to review the Electricity unit and prepare for an end of unit assessment. Learning Outcome checklist and past paper questions will be posted in Teams.
	Advanced Higher	<p>This week we will be finishing inductance. There is the video to watch and tutorials. You should have already done at least tutorial 8. This week you should be finishing 8.1 and doing 8.2. There is the scholar work on inductance to be done.</p> <p>If you are looking for extra work then there is the book of problems you have and by now there would be no harm in going back and doing some past paper work. Past papers back to 2101 are available at <a href="https://mrmackenzie.co.uk/advanced-higher/">https://mrmackenzie.co.uk/advanced-higher/</a>.</p> <p>We are almost finished the course. Given where we are, we will look at EM radiation and tidy up any loose ends once we are back in school.</p> <p>Remember you should have completed</p> <ul style="list-style-type: none"> <li>• Reading through your notes and the scholar notes and watching my video.</li> <li>• Scholar Electromagnetism section – inductors test.</li> <li>• Tutorials on inductors 8, 8.1 and 8.2 (I've checked).</li> </ul> <p>Remember I'm happy to do a wee video of anything you are finding hard.</p> <p>I will issue each week's work through assignments on a Monday for Friday but you should take time to plan when you are going to do the work through the week.</p> <p>Remember, any concerns just tag me in a comment and I'll help. If you choose to email Mr McIntosh through Glow perhaps tag Mr McIntosh in a comment on teams just to say you've sent him an email would be helpful</p>
Useful Links	<ul style="list-style-type: none"> <li>• <a href="https://scholar.hw.ac.uk/login">https://scholar.hw.ac.uk/login</a></li> <li>• <a href="http://nat5biopl.edubuzz.org/">http://nat5biopl.edubuzz.org/</a></li> <li>• <a href="https://www.evans2chemweb.co.uk/">https://www.evans2chemweb.co.uk/</a>    username: mintlaw    password: chemweb</li> <li>• <a href="https://mrmackenzie.co.uk/">https://mrmackenzie.co.uk/</a></li> <li>• <a href="https://www.khanacademy.org/science">https://www.khanacademy.org/science</a></li> <li>• <a href="https://www.educationperfect.com/">https://www.educationperfect.com/</a></li> <li>• <a href="https://www.bbc.co.uk/bitesize">https://www.bbc.co.uk/bitesize</a></li> <li>• <a href="#">@MintlawSci</a></li> </ul>	

## S4-6 Social Subjects

### Week commencing 8th March

<b>Geography</b>	National 4 National 5	<p><b>Miss Owen's Class</b> will be continuing to look at the Limestone Unit and will be starting their Limestone Landscape Case Study on the Yorkshire Dales. They also have a practice question to answer on the formation of a Limestone feature. <b>They should upload their work to the assignment for Friday 12<sup>th</sup> March.</b></p> <p><b>Mrs Lawson's Class</b> will be continuing to look at the Limestone Unit and will be starting their Limestone Landscape Case Study on the Yorkshire Dales. They also have a practice question to answer on the formation of a Limestone feature. <b>They should upload their work to the assignment for Friday 12<sup>th</sup> March.</b></p>
	Higher	<p>This week the class are looking at exam skills and focusing on answer structure. They question analysis to complete along with a practice question and a revision resource to create. <b>They should upload their work to the assignment for Friday 12<sup>th</sup> March.</b></p>
<b>Travel &amp; Tourism</b>	National 5	<p>The class will be continuing their Race Across the World Project and will be completing Stage 4 of their journey and travelling between Villavieja and Puno. They will also be exploring unvisited places in the region. <b>They should upload their work to the assignment for Friday 12<sup>th</sup> March.</b></p>
<b>History</b>	National 4 National 5	<p><b>Mr Kelly's class</b> - Pupils will be working on revision and assessment skills tasks.</p> <p><b>Mr Bennett's class</b> - The National 4/5 pupils this week are firstly to continue to revise for their History Exam using the revision materials which were issued before the Christmas Holidays, but are also to complete the two revision tasks on 'The Growth of the Civil Rights Movement' and the 'Reasons for Immigration to Scotland 1830-1939'. <b>These tasks are due for completion by Monday 15<sup>th</sup> March at 9am.</b></p>
	Higher	<p>The Higher pupils this week are firstly to continue to revise for their History Exam using the revision materials which were issued before the Christmas Holidays, but also are also to watch a short documentary on the Russian Civil War and to complete the 16 questions/tasks on the reasons why the Reds were victorious in the Russian Civil War. <b>This task is due for completion by Monday 15<sup>th</sup> March at 9am.</b></p>

<b>Modern Studies</b>	National 4 National 5	National 4/5 pupils will involve students continuing to look at influence in a democracy focussing on the media. <b>They should upload their work to the assignment for Friday 12<sup>th</sup> March.</b>
	Higher	The class will be doing Lesson 4 (Part 2) on voting behaviour. This will involve looking at a PowerPoint then doing a 20-mark essay using revision notes and possibly a writing frame
	Advanced Higher	This we week we will be looking at research methods exam questions (Section 2 of the SQA paper) and planning for assessments for when we return to school.
<b>Politics</b>	Higher	The class will be doing some of the Lesson 2 (Part 4) Party Identification Voting Model questions. This will involve using a PowerPoint and workbook notes to produce their work.
<b>Useful Links</b>	<ul style="list-style-type: none"> <li>• <a href="https://www.bbc.co.uk/bitesize">https://www.bbc.co.uk/bitesize</a></li> <li>• <a href="#">@mintlawsocsub</a></li> <li>• <a href="https://www.understandingstandards.org.uk/">https://www.understandingstandards.org.uk/</a></li> </ul>	

## S4-6 Technology

### Week commencing 8th March

<b>Business Management</b>	National 4 National 5	This week will be revising the marketing topic using a graphic organiser. Further practice on case study questions. Friday submission.
	Higher	This week we are continuing to revise the command words by topic – Marketing and Operations. Friday submission.
<b>Administration</b>	National 4 National 5	The week will be further practice for the assignment which will prepare you for completing the assignment. Tasks will be on forms, DTP, presentations. This week the theory will be on the features of database. All work to be printed to OneNote as per instruction in the assignment. Friday submission.
<b>Engineering Skills for Work</b>	National 5	Design Tasks – Design plays an important role in the life of an Engineer this week we are starting to look at the process of Design – In particular the Brief through to Research Using the live <a href="#">Lesson Tuesday 2<sup>nd</sup> March 2.30pm</a> and the supporting videos we will start the process of designing a Wind Turbine for Manufacture in class. This will be a group based project.

<b>Engineering Science</b>	National 4 National 5	Past Paper exercise. <b>LIVE LESSON Monday 1<sup>st</sup> March 2pm to look at subject choice.</b>
	Higher	New Topic! OP Amps –Submission due Wednesday 10th March 12pm and Op Amp Questions Mon 15th Mar 9am.
<b>Graphic Communication</b>	National 4 National 5	This week will be spent working on past paper style questions and drilling down exactly how to answer questions including a session on command words.
	Higher	The week will be spent working through exam-style CAD Modelling Questions.
<b>Woodwork</b>	National 4 National 5	Individual revision to focus on exam style questions while some pupils are in school.
<b>Useful Links</b>	<ul style="list-style-type: none"> <li>• <a href="#">@Mintlawtech</a></li> <li>• <a href="http://www.technologystudent.com/">http://www.technologystudent.com/</a></li> </ul>	



## S5/6 Wider Achievement

### Week commencing 8th March

Film & Media:  
NPA

Work will be posted on the NPA Teams. Students can tune into a **LIVE LESSON Friday at 11.30 am in the NPA Film and Media teams** to chat about our plans to continue working on our NPA Film and Media award.

PC Passport:  
NPA

Higher and Advanced Higher subjects should take priority but if you have time continue to work through PC Passport Units on Word Processing and Excel. Booklets and further instructions can be found on Teams.

Year Book

Keep checking the Yearbook Teams page for any information relating to the completion of the Yearbook.

## NESCOL School Link Courses

### Week commencing 8th March

**All courses**

It is important that you continue to complete work set by your lecturer through Blackboard and attend any live lessons. Please continue to check the school Team for any updates.

If you have any issues accessing work then you should contact your lecturer via Blackboard or email [schools@nescol.ac.uk](mailto:schools@nescol.ac.uk).