


S1 - Work Instructions for Week Commencing 22nd March

Important information about your learning

- **We recommend that you spend 3 hours a day on learning.** You can of course do more by completing optional tasks and 'Idea of the Day' available on the Covid section of the website.
- You are encouraged to make up a weekly learning schedule. Please see information on the website and the template which can be downloaded.
- Please contact your teacher through Teams. If you have any difficulty with this, please email the school.
- **Indicate that they are engaging with the learning on Teams by thumbing up your teachers posts.** 

Online learning protocols

- Pupils will have already signed 'An Acceptable Use of ICT Agreement' at the beginning of their school year and this agreement still stands in the virtual learning environment.
- **For pupils:**
 - Only use Glow email addresses for class communication.
 - Submit all assignments on time.
 - Show your engagement online by thumbing up communication posted by your teachers.
 - For any virtual lessons
 - Be punctual.
 - Do not record or take pictures of any part of a livestream / video-conference lesson.
 - Be prepared with materials and device charged.
 - Show respect for everyone and behave as you would be expected to in school.
 - Seek to contribute to the online classroom in a positive manner.
 - Ensure your location is appropriate, place your device so the camera does not show too much of your home (to protect your privacy).
 - Dress appropriately.
- **For parents:**
 - Take an interest in your child's work and the work left for him/her to complete in Microsoft Teams.
 - Help your child find the best place to work (if possible, not a bedroom).
 - Virtual lessons through Teams may be used in some subjects these should not be recorded.
 - Should you need to contact the school this should be done through the normal procedures by telephoning or emailing the school.

Support with online learning

- The following links provide useful information and videos to support with online learning and using Microsoft Teams
 - <https://youtu.be/E3LdeMTNajl>
 - <http://bit.ly/ShireDigitalSupport>
 - Pupil support videos are all posted on PSE Teams.

Creating a weekly learning schedule

- We recommend that you create a daily learning schedule to help structure your day.
- Try to break learning up into blocks of 40 to 50 minutes and then take a 10 to 15 minute break.
- The template below can be downloaded from the school website to create your own schedule [Weekly Subject Information \(mintlawacademy.aberdeenshire.sch.uk\)](http://mintlawacademy.aberdeenshire.sch.uk)

Learning at Home Schedule					
	Monday	Tuesday	Wednesday	Thursday	Friday
Morning					
Afternoon					
Daily exercise					

Example S1/2 - Learning at Home Schedule					
	Monday	Tuesday	Wednesday	Thursday	Friday
Morning	English	Social Subjects	Drama	Languages	Maths
	Art	Technology	Maths	Science	Home Economics
Afternoon	Maths	Music	English	Technology	English
	Science	Languages	PE	Social Subjects	Create a schedule for next week
Daily exercise	PE with Joe Wicks (YouTube)	Outdoor exercise	Dance with Darcey Bussell (Facebook)	PE with Joe Wicks (YouTube)	Outdoor exercise

S1 Return to School Information for Friday

We look forward to welcoming you back to school on Friday. You will take part in classroom based and outdoor learning activities each Friday. To keep everyone safe please read through this important information and make sure you are familiar with this before Friday

Covid Guidelines

- You must adhere to 2m social distancing in school.
- Face coverings must be worn in school, unless medically exempt.

Dress code

- The day will consist of classroom based and outdoor learning activities. You must come to school in outdoor gear, this includes a waterproof jacket and suitable footwear for walking to Aden Park.

Class groups

- Throughout the day you will work in groups of approximately 10. Each S1 practical set class will be split into 2 groups.
- For the classroom-based activities you must sit in the same seat throughout the day.

Allocation of groups

- At [8.20am on the first morning please check your House Team information.](#) This will tell you which group you have been allocated to, and [which room you should go to for registration.](#) Information will also be posted on the windows outside Art, Technical and the Canteen.
- You should go to the same room after break and after lunch to be registered.
- You should report to the same room the following week, unless told otherwise.

Break / Lunchtime arrangements

- You should bring a packed lunch.
- Anyone receiving Free School Meals is encouraged to use the App to order in advance, you will be able to access the canteen.
- Break and lunchtime will be at the usual times.
- You must stay on campus during break and lunchtime.
- You will use outdoor areas on the school campus for break and lunch.
- In the event of poor weather you will stay in classrooms for break and lunch.

S1 Additional Support for Learning

Week commencing 22nd March

S1 ELS Maths (1D2 group & RW)

Work for the S1 English ELS week beginning 22nd March.

Punctuation sheets to be done for 26/3/21. Mrs Mackay

Work for the Maths S1 ELS

Problem solving work sheets, **also to be handed in 26/3/21.** Mrs Mackay

The work sheets will be given out 19/3/21.

S1 ELS English (1D2 & 1M1)

There will be an assignment in the S1 ELS Home Learning Team. It will go live on Monday at 9am and is **due on Thursday by 4pm. No live lesson will take place on Tuesday**, however, we will be able to have an in person catch up on Friday as we'll all be in school that day!

Please contact Ms Dow by glow email or via the S1 Home Learning Team if you are having problems accessing the work. Mrs Dow

Useful Links

See TEAMS or refer to your letter sent home

- [Teach your Monster to Read](#)
- [Nessy](#)
- [BBC Dance Mat Typing](#)
- [Door Way Online](#)
- [Active Literacy](#)
- [Help Kidz Learn](#)
- [Sumdog](#)
- [Tech and Learn](#)
- [Twitter - @Mintlaw_SandC](#)

S1 Creative Arts

Week commencing 22nd March

Art

- Please see your Art team for a free choice assignment. You have a couple of weeks to complete this so be as Creative as you can. All the information you need can be found on the assignment.

Music

- Please see your Music team for a Listening Quiz which will cover all the concepts that you have covered this term. You have 2 weeks to complete this quiz. All the information you require can be found on your Music team.

Drama

- Please see your Drama team for an Escape Room task that you have 2 weeks to complete. All the information you need is on your Drama team.

Useful Links

- [BBC Bitesize](#)
- [National Theatre](#)
- Look out for the new Creative Arts Faculty twitter page – @MintlawCreative

S1 English

Week commencing 22nd March

Remember to use the **PPT Audio version of the story Licked** by Paul Jennings to have it read to you by Mr Closs, or use the **word document version** to read it yourself. Both will be in your TEAMS files.

Licked Week 5 PPT: Learners should work through the 'Licked' Unit of work completing Core Tasks: Due Friday 26th of March at 3pm.

Task 1 –

Write the Conclusion of your Critical Essay,

- **and your** Introduction
- **and** Paragraph One **if you haven't done it already.**
- **And** Paragraph Two **if you haven't done it already.**
- **And** Paragraph Three **if you haven't done it already.**

Extension Task: Go onto the Free Rice website and rack up some grains of rice.

Remember to 'thumbs' up your teacher's post so we know you've seen them. Finally, please try to complete the weekly tasks – if you have any issues or concerns use the Teams page to contact your teacher.

Useful Links

- [BBC Bitesize](#)
- [@MintlawEnglish](#)
- <https://freerice.com/categories/english-vocabulary>

S1 Health & Wellbeing

Week commencing 22nd March

PE

Week 2 of the Great School Run.

As part of blended learning, we are encouraging S1-3 pupils to stay active during their learning at home days. "The Great School Run" is a virtual walking/running competition for school children of all ages running from 15-31st March. It is free to enter:

<https://findarace.com/events/the-great-school-run>

Remember you can use your Aden Walk to add km to your challenge.

Your PE team now has a "Blended Learning" channel- please post your efforts here! (Screenshots, text, photo or other- up to you).



HE

Time to focus on your practical cookery skills with our family favourite challenge.

- Pick a favourite family recipe.
- Make the dish.
- Post a photo on the "blended learning channel".
- Include information in your post:
 - 1) Why it is a favourite
 - 2) Which family member does it come from.
- Your HE Team now has a "Blended Learning" channel- please post your efforts in here.



Useful Links

- [@mintlaw_health](#)
- [The BodyCoach TV \(YouTube\)](#)
- foodafactoflife.org.uk
- [Aberdeen Community Trust | Secondary School \(afccommunitytrust.org\)](http://AberdeenCommunityTrust.org.uk)
- <https://www.youtube.com/c/RickBhullarFitness/videos>
- <https://stridekick.com/steps-to-distance>

S1 Mathematics

Week commencing 22nd March

- This week we are continuing to work on Co-ordinates. **Pupils should have their own personal copy of the Note Booklet and Work Booklet for this topic.** The resources for this topic are available via GLOW and links to them will also be posted on your class TEAM
- More specific information will be issued to each class by their class teacher via TEAMS
- Pupils should indicate that they are engaging with their learning by acknowledging the posts from the teachers with the THUMBS up icon – we are using this to take a register for our classes
- Any pupil who completes the work set by their teacher can login to their SUMDOG account to complete further challenges.

Useful Links

- www.maths180.com

S1 Modern Languages

Week commencing 22nd March

- **We are continuing working on the topic of school.**
- Please consult your Modern Languages Team for detailed instructions and resources issued via assignments each week.
- Your work for the week will be issued on a Monday and you have the rest of the week to complete the activities.
- Each week there will be a range of tasks, some online, some offline etc and whilst we encourage you to complete all the activities assigned, we understand that this may not always be possible.
- You can also use Linguascope/Quizlet/BBC Bitesize and blookey.com for supplementary vocabulary and grammar activities.
- Your teachers are available to help if you need it via email, live chat or messages. @yourteacher or send them an email via GLOW.
- Pupils are asked to submit evidence of their completed work via assignments (turn in function). This can be completed worksheets or photos of completed work for example. Please note, you do not have to submit evidence of every activity set in assignment.
- **LIVE Lesson on TUESDAY @10am.** Join the Live Lesson Team.

Useful Links

- www.linguascope.com
- www.quizlet.com
- www.blookey.com
- <https://www.bbc.co.uk/bitesize/subjects/z2mxsbk>



S1 Science

Week commencing 22nd March

- Hello S1 Scientists - this week we will be looking to follow a similar method for home learning as we did last week.
- So as with last week, you will be in school later in the week, but will be doing tasks OTHER than Science
- To keep you going through the rest of the week **some Science work will continue to be posted on TEAMS – see individual Class Teams for detail**
- As ever, please try to complete the weekly tasks – if you have any issues or concerns use the Teams page or GLOW email to contact your teacher. **However, please remember that your teacher will be in school every day, supporting other year groups - so we may take a little longer than usual to get back to you!**

Useful Links

Remember, you may well be using the excellent resource <https://www.educationperfect.com/>.

It's a great resource and we have been particularly issuing it to pupils in S1/S2 and even some S3 and above. If you have been asked to go on it and are having trouble, just contact your teacher. However, for most...your username will be your GLOW E-MAIL ADDRESS, and your password will be your first name (all lower case).

Being able to use this website will allow us to keep on ticking over with the various topics in the S1/S2 course. Tasks are directed to you and involve, reading, watching video clips, filling in blanks, answering quiz questions. We know that you have lots of other subjects to do as well, so the tasks should never take too long!

<https://www.bbc.co.uk/bitesize>

S1 Social Subjects

Week commencing 22nd March

This week you will be selecting your own learning activity from the choice below. You only have to do one but you can also do more than one!

Option 1 – Suffragettes, are you keen to learn more about the women who were willing to carry out violent acts and risk their lives for the right to vote?

Option 2 – Signs of Spring. Complete an outdoor walk to explore your local area
Photograph as many 'signs of spring' that you can find.

Option 3 – Holyrood and the History. You could make a poster or Infographic on the Powers of the Scottish Parliament, the History of the Scottish Parliament or a related topic of your choice.

Option 4 – The Power of Kindness. Have a look through some of the resources on the Red Cross website – there are 5 activities to do with Kindness and Resilience.

Detailed information about all 4 options will be posted on your class TEAM. This will help you choose the right option for you.

Useful Links

- <https://www.bbc.co.uk/bitesize>
- <https://www.bbc.co.uk/newsround>
- <https://www.historyforkids.net/>

S1 Technology

Week commencing 22nd March

During the last two weeks of term, S1 pupils will work on an Easter/Spring Enterprise competition. Pupils will design a spring themed enterprise item, produce a 3.D model, decide on costing and consider profit margins, as well as presenting their idea via poster or presentation.

Winning entries will receive points for their house and an extra large Easter Egg!!!

More information and instructions available in the class teams.

Winners will be announced via twitter @mintlawtech

Useful Links

- Useful websites will be embedded into teams
- www.tinkercad.com
-

Children's University

Pupils who have signed up for Children's University can continue to collect credits for a range of activities. The following links will give ideas or activities that can gain you credits. Remember to keep evidence of any activities you complete and log these in your CU Passport and on Aspire.

- School CU Teams Page – pupils can contact Mr Donaldson through this page
- Aspire
- [Free activity sheets Children's University Scotland](#)
- [PowerPoint Presentation \(childrensuniversity.scot\)](http://childrensuniversity.scot)
- [Idea of the Day \(mintlawacademy.aberdeenshire.sch.uk\)](http://mintlawacademy.aberdeenshire.sch.uk)


Not signed up for CU but interested in being involved?

- See <https://childrensuniversity.scot/> for more information
- Parents can sign up using this link <https://eu.jotform.com/CUScotland/Aberdeenshire>



S2 - Work Instructions for Week Commencing 22nd March

Important information about your learning

- **We recommend that you spend 3 hours a day on learning.** You can of course do more by completing optional tasks and 'Idea of the Day' available on the Covid section of the website.
- You are encouraged to make up a weekly learning schedule. Please see information on the website and the template which can be downloaded.
- Please contact your teacher through Teams. If you have any difficulty with this, please email the school.
- **Indicate that they are engaging with the learning on Teams by thumbing up your teachers posts.** 

Online learning protocols

- Pupils will have already signed 'An Acceptable Use of ICT Agreement' at the beginning of their school year and this agreement still stands in the virtual learning environment.
- **For pupils:**
 - Only use Glow email addresses for class communication.
 - Submit all assignments on time.
 - Show your engagement online by thumbing up communication posted by your teachers.
 - For any virtual lessons
 - Be punctual.
 - Do not record or take pictures of any part of a livestream / video-conference lesson.
 - Be prepared with materials and device charged.
 - Show respect for everyone and behave as you would be expected to in school.
 - Seek to contribute to the online classroom in a positive manner.
 - Ensure your location is appropriate, place your device so the camera does not show too much of your home (to protect your privacy).
 - Dress appropriately.
- **For parents:**
 - Take an interest in your child's work and the work left for him/her to complete in Microsoft Teams.
 - Help your child find the best place to work (if possible, not a bedroom).
 - Virtual lessons through Teams may be used in some subjects these should not be recorded.
 - Should you need to contact the school this should be done through the normal procedures by telephoning or emailing the school.

Support with online learning

- The following links provide useful information and videos to support with online learning and using Microsoft Teams
 - <https://youtu.be/E3LdeMTNajl>
 - <http://bit.ly/ShireDigitalSupport>
 - Pupil support videos are all posted on PSE Teams.

Creating a weekly learning schedule

- We recommend that you create a daily learning schedule to help structure your day.
- Try to break learning up into blocks of 40 to 50 minutes and then take a 10 to 15 minute break.
- The template below can be downloaded from the school website to create your own schedule [Weekly Subject Information \(mintlawacademy.aberdeenshire.sch.uk\)](http://mintlawacademy.aberdeenshire.sch.uk)

Learning at Home Schedule					
	Monday	Tuesday	Wednesday	Thursday	Friday
Morning					
Afternoon					
Daily exercise					

Example S1/2 - Learning at Home Schedule					
	Monday	Tuesday	Wednesday	Thursday	Friday
Morning	English	Social Subjects	Drama	Languages	Maths
	Art	Technology	Maths	Science	Home Economics
Afternoon	Maths	Music	English	Technology	English
	Science	Languages	PE	Social Subjects	Create a schedule for next week
Daily exercise	PE with Joe Wicks (YouTube)	Outdoor exercise	Dance with Darcey Bussell (Facebook)	PE with Joe Wicks (YouTube)	Outdoor exercise

S3 Curriculum Personalisation Information

Key Dates:

- **Monday 15th March** - Curriculum Personalisation information made available on the school website Monday 15th March
- **Thursday 18th March** - S2 Tracking Reports issued
- **Thursday 18th & 25th March** - Guidance Teachers will visit classes in school to discuss the process
- **Monday 22nd March** - 'Microsoft Form' issued through Teams for submitting choices
- **Friday 26th March** - 'Microsoft Form' must be submitted by this date

Curriculum Personalisation information available:

The following information can be accessed through the home page of the school website <https://mintlawacademy.aberdeenshire.sch.uk/>

- This video explains the process [Key Information & Support Video – Mintlaw Academy DYW \(glowscotland.org.uk\)](https://mintlawacademy.aberdeenshire.sch.uk/)
- Curriculum Personalisation form which can be downloaded along with instructions for each year group [Personalisation and Choice: S3 \(glowscotland.org.uk\)](https://mintlawacademy.aberdeenshire.sch.uk/).
- Various subject course videos.

Support with choice of course:

- Website information <https://mintlawacademy.aberdeenshire.sch.uk/>
- Thursday Guidance Teacher class check ins
- Contact your Guidance Teacher through Teams or Glow email.
- Contact your teachers through subject Teams and Glow email.
- My World of Work – Subject Choice Toolkit [Subject Choices tool | My World of Work](https://mintlawacademy.aberdeenshire.sch.uk/)
- Skills Development Scotland information available on the website.

To submit your choice of course:

- Watch this video which explains how to submit your choice form [Key Information & Support Video – Mintlaw Academy DYW \(glowscotland.org.uk\)](https://mintlawacademy.aberdeenshire.sch.uk/)
- *This page will be updated with a link Monday 22nd March*

S2 Return to School Information for Thursday

We look forward to welcoming you back to school on Thursday. You will take part in classroom based and outdoor learning activities each Friday. To keep everyone safe please read through this important information and make sure you are familiar with this before Thursday.

Covid Guidelines

- You must adhere to 2m social distancing in school.
- Face coverings must be worn in school, unless medically exempt.

Dress code

- The day will consist of classroom based and outdoor learning activities. You must come to school in outdoor gear, this includes a waterproof jacket and suitable footwear for walking to Aden Park.

Class groups

- Throughout the day you will work in groups of approximately 10. Each S2 registration class will be split into 2 groups.
- For the classroom-based activities you must sit in the same seat throughout the day.

Allocation of groups

- At [8.20am on the first morning please check your House Team information.](#) This will tell you which group you have been allocated to, and [which room you should go to for registration.](#) Information will also be posted on the windows outside Art, Technical and the Canteen.
- You should go to the same room after break and after lunch to be registered.
- You should report to the same room the following week, unless told otherwise.

Break / Lunchtime arrangements

- You should bring a packed lunch.
- Anyone receiving Free School Meals is encouraged to use the App to order in advance, you will be able to access the canteen.
- Break and lunchtime will be at the usual times.
- You must stay on campus during break and lunchtime.
- You will use outdoor areas on the school campus for break and lunch.
- In the event of poor weather you will stay in classrooms for break and lunch.

S2 Additional Support for Learning

Week commencing 22nd March

S2 Maths (2-6 & 2-1)

We will be continuing with our unit Expressions and Equations by looking at Inequalities. This means understanding the symbols for More Than and Less Than.

2-1 and 2-6 ELS English 2-1 and 2-6 English ELS

To complete: 1 x Reading for Understanding exercise plus an extension exercise about writing short stories.

Mrs Donald

Useful Links

See TEAMS or refer to your letter sent home

- [Teach your Monster to Read](#)
- [Nessy](#)
- [BBC Dance Mat Typing](#)
- [Door Way Online](#)
- [Active Literacy](#)
- [Help Kidz Learn](#)
- [Sumdog](#)
- [Tech and Learn](#)
- [Twitter - @Mintlaw_SandC](#)

S2 Creative Arts

Week commencing 22nd March

Art

- Please see your Art team for an optical illusion assignment. You have a couple of weeks to complete this so be as Creative as you can. All the information you need can be found on the assignment.

Music

- Please see your Music team for a Listening Quiz which will cover all the concepts that you have covered this term. You have 2 weeks to complete this quiz. All the information you require can be found on your Music team.

Drama

- Please see you Drama team for some Improvisation work. We will be starting this next term so it will be great to learn about it beforehand. All the information you need is on you Drama team.

Useful Links

- [BBC Bitesize](#)
- [National Theatre](#)
- Look out for the new Creative Arts Faculty twitter page – @MintlawCreative

S2 English

Week commencing 22nd March

S2 are continuing to study The Landlady. There is a **PPT version with audio over it**, with the story being read to you by English Faculty staff, or you can use the **word document** version to read it yourself.

Core Tasks: Due Friday 26th of Feb at 3pm.

Read/ Listen to the whole story and complete the tasks below.

1. **using the Landlady Essay Body PPT – complete the third body paragraph to your Critical Essay on The Landlady by Roald Dahl.**
2. write the introduction, first and second body paragraphs of your essay – if you haven't done that already.

Extension work: write a continuation of The Landlady Story

Remember to 'thumbs' up your teacher's post so we know you've seen them. Finally, please try to complete the weekly tasks – if you have any issues or concerns use the Teams page to contact your teacher.

Useful Links

- [BBC Bitesize](#)
- [@MintlawEnglish](#)
- <https://freerice.com/categories/english-vocabulary>

S2 Health & Wellbeing

Week commencing 22nd March

PE

Week 2 of the Great School Run.

As part of blended learning, we are encouraging S1-3 pupils to stay active during their learning at home days. "The Great School Run" is a virtual walking/running competition for school children of all ages running from 15-31st March. It is free to enter:

<https://findarace.com/events/the-great-school-run>

Remember you can use your Aden Walk to add km to your challenge.

Your PE team now has a "Blended Learning" channel- please post your efforts here! (Screenshots, text, photo or other- up to you).



HE

Time to focus on your practical cookery skills with our family favourite challenge.

- Pick a favourite family recipe.
- Make the dish.
- Post a photo on the "blended learning channel".
- Include information in your post:
 - 1) Why it is a favourite
 - 2) Which family member does it come from.
- Your HE Team now has a "Blended Learning" channel- please post your efforts in here.



Useful Links

- [@mintlaw_health](#)
- [The BodyCoach TV \(YouTube\)](#)
- foodafactoflife.org.uk
- [Aberdeen Community Trust | Secondary School \(afccommunitytrust.org\)](http://AberdeenCommunityTrust.org.uk)
- <https://www.youtube.com/c/RickBhullarFitness/videos>
- <https://stridekick.com/steps-to-distance>

S2 Mathematics

Week commencing 22nd March

- This week we are continuing with the Theorem of Pythagoras topic. **Pupils DO NOT have their own personal copy of the Note Booklet and Work Booklet for this topic.** The resources for this topic will have to be accessed via GLOW and links to them will also be posted on your class TEAM
- More specific information will be issued to each class by their class teacher via TEAMS
- Pupils should indicate that they are engaging with their learning by acknowledging the posts from the teachers with the THUMBS up icon – we are using this to take a register for our classes

Useful Links

- www.maths180.com

S2 Modern Languages

Week commencing 22nd March

- **We have now completed our insert of German and hope that you all enjoyed learning something now. We will now be starting our topic of hobbies and leisure in French.**
- Please consult your Modern Languages Team for detailed instructions and resources issued via assignments each week.
- Your work for the week will be issued on a Monday and you have the rest of the week to complete the activities.
- Each week there will be a range of tasks, some online, some offline etc and whilst we encourage you to complete all the activities assigned, we understand that this may not always be possible.
- You can also use Linguascope/Quizlet/BBC Bitesize and blookey.com for supplementary vocabulary and grammar activities.
- Your teachers are available to help if you need it via email, live chat or messages. @yourteacher or send them an email via GLOW.
- Pupils are asked to submit evidence of their completed work via assignments (turn in function). This can be completed worksheets or photos of completed work for example. Please note, you do not have to submit evidence of every activity set in assignment.
- **LIVE LESSONS FRIDAY @ 1pm.** Join the S2 Modern Languages Year Group TEAM.

Useful Links

- www.linguascope.com
- www.quizlet.com
- www.blooket.com
- <https://ukgermanconnection.org/>
- <https://www.bbc.co.uk/bitesize/subjects/z2mxsbk>



S2 Science

Week commencing 22nd March

- Hello S2 Scientists – having completed the Personalisation task last week - this week we will be looking to re-engage with our S2 Topics
- You will be in school later in the week, but will be doing tasks OTHER than Science
- To keep you going through the rest of the week **some Science work will continue to be posted on TEAMS – see individual Class Teams for detail**

- As ever, please try to complete the weekly tasks – if you have any issues or concerns use the Teams page or GLOW email to contact your teacher. **However, please remember that your teacher will be in school every day, supporting other year groups - so we may take a little longer than usual to get back to you!**

Useful Links

As part of your work/assignments, your teacher may direct you to the excellent website called <https://www.educationperfect.com/>.

You may have used this already. If you have any trouble accessing the site, please contact your teacher. However, for most of you...your username will be your GLOW E-MAIL ADDRESS, and your password will be your first name (all lower case).

Being able to use this website will allow us to keep on ticking over with the various topics in the S2 course. Tasks are directed to you and involve, reading, watching video clips, filling in blanks, answering quiz questions.

<https://www.bbc.co.uk/bitesize>

S2 Social Subjects

Week commencing 22nd March

This week you will be selecting your own learning activity from the choice below. You only have to do one but you can also do more than one!

Option 1 – Suffragettes, are you keen to learn more about the women who were willing to carry out violent acts and risk their lives for the right to vote?

Option 2 – Signs of Spring. Complete an outdoor walk to explore your local area Photograph as many 'signs of spring' that you can find.

Option 3 – Holyrood and the History. You could make a poster or Infographic on the Powers of the Scottish Parliament, the History of the Scottish Parliament or a related topic of your choice.

Option 4 – The Power of Kindness. Have a look through some of the resources on the Red Cross website – there are 5 activities to do with Kindness and Resilience.

Detailed information about all 4 options will be posted on your class TEAM. This will help you choose the right option for you.

Useful Links

- <https://www.bbc.co.uk/bitesize>
- <https://www.natgeokids.com/uk/>
- <https://www.nationalgeographic.org/encyclopedia/rain-forest/>
- <https://www.bbc.co.uk/newsround>
- <https://www.historyforkids.net/>
- <https://kids.kiddle.co/Religion>

S2 Technology

Week commencing 22nd March

During the last two weeks of term, S2 pupils will work on an Easter/Spring Enterprise competition. Pupils will design a spring themed enterprise item, produce a 3.D model, decide on costing and consider profit margins, as well as presenting their idea via poster or presentation.

Winning entries will receive points for their house and an extra large Easter Egg!!!

More information and instructions available in the class teams.

Winners will be announced via twitter @mintlawtech

Useful Links

- Useful websites will be embedded into teams
- www.tinkercad.com

Children's University

Pupils who have signed up for Children's University can continue to collect credits for a range of activities. The following links will give ideas or activities that can gain you credits. Remember to keep evidence of any activities you complete and log these in your CU Passport and on Aspire.

School CU Teams Page – pupils can contact Mr Donaldson through this page

- Aspire
- [Free activity sheets Children's University Scotland](#)
- [PowerPoint Presentation \(childrensuniversity.scot\)](#)
- [Idea of the Day \(mintlawacademy.aberdeenshire.sch.uk\)](#)


Not signed up for CU but interested in being involved?

- See <https://childrensuniversity.scot/> for more information
- Parents can sign up using this link <https://eu.jotform.com/CUScotland/Aberdeenshire>



S3 - Work Instructions for Week Commencing 22nd March

Important information about your learning

- **We recommend that you spend 3 hours a day on learning.** You can of course do more by completing optional tasks and 'Idea of the Day' available on the Covid section of the website.
- You are encouraged to make up a weekly learning schedule. Please see information on the website and the template which can be downloaded.
- Please contact your teacher through Teams. If you have any difficulty with this, please email the school.
- **Indicate that they are engaging with the learning on Teams by thumbing up your teachers posts.** 

Online learning protocols

- Pupils will have already signed 'An Acceptable Use of ICT Agreement' at the beginning of their school year and this agreement still stands in the virtual learning environment.
- **For pupils:**
 - Only use Glow email addresses for class communication.
 - Submit all assignments on time.
 - Show your engagement online by thumbing up communication posted by your teachers.
 - For any virtual lessons
 - Be punctual.
 - Do not record or take pictures of any part of a livestream / video-conference lesson.
 - Be prepared with materials and device charged.
 - Show respect for everyone and behave as you would be expected to in school.
 - Seek to contribute to the online classroom in a positive manner.
 - Ensure your location is appropriate, place your device so the camera does not show too much of your home (to protect your privacy).
 - Dress appropriately.
- **For parents:**
 - Take an interest in your child's work and the work left for him/her to complete in Microsoft Teams.
 - Help your child find the best place to work (if possible, not a bedroom).
 - Virtual lessons through Teams may be used in some subjects these should not be recorded.
 - Should you need to contact the school this should be done through the normal procedures by telephoning or emailing the school.

Support with online learning

- The following links provide useful information and videos to support with online learning and using Microsoft Teams
 - <https://youtu.be/E3LdeMTNajl>
 - <http://bit.ly/ShireDigitalSupport>
 - Pupil support videos are all posted on PSE Teams.

Creating a weekly learning schedule

- We recommend that you create a daily learning schedule to help structure your day.
- Try to break learning up into blocks of 40 to 50 minutes and then take a 10 to 15 minute break.
- The template below can be downloaded from the school website to create your own schedule [Weekly Subject Information \(mintlawacademy.aberdeenshire.sch.uk\)](http://mintlawacademy.aberdeenshire.sch.uk)

Learning at Home Schedule					
	Monday	Tuesday	Wednesday	Thursday	Friday
Morning					
Afternoon					
Daily exercise					

Example S1/2 - Learning at Home Schedule					
	Monday	Tuesday	Wednesday	Thursday	Friday
Morning	English	Social Subjects	Drama	Languages	Maths
	Art	Technology	Maths	Science	Home Economics
Afternoon	Maths	Music	English	Technology	English
	Science	Languages	PE	Social Subjects	Create a schedule for next week
Daily exercise	PE with Joe Wicks (YouTube)	Outdoor exercise	Dance with Darcey Bussell (Facebook)	PE with Joe Wicks (YouTube)	Outdoor exercise

S3 Return to School Information for Wednesday

As you are aware S3 pupils will come back to school on Wednesday of each week beginning 17th March for the last three weeks of Term 3 as part of a phased return. Please find their timetable for the first two Wednesdays below..

As usual there will be six periods each day. On Wednesday 17th March period 1 will be either Maths or English (whichever your son / daughter usually has on Monday period 3) The remaining 5 periods will be the 5 choices that they made for S3 when they were in S2. Period 2 on Wednesday 17th March will be the subject that they 'normally' go to Monday period 6 and Thursday periods 1 and 2.

The 'normal' periods for their other choices are shown at the top of the timetable so that they will know which subject to go to each period. It would be helpful for them to write down their 6 subjects and where they go for each period in their planners for when they come to school on the Wednesday.

On Wednesday 24th March, period 1 will again be Maths or English however if they had Maths the previous week they will have English on the 24th and vice versa. The remaining five periods will be their 5 choices as for the previous week.

Your child's S3 timetable for the 31st March will be shared at a later date and will include a number of their subjects that they have not had on the 17th or 24th March, for example Modern Languages.

Pupils should go to the room or area indicated on the attached timetable and they will be met by their teacher who will explain how rooms are being used in the Faculty to ensure 2m social distancing. They will then be allocated to a room and a desk. Wherever possible they will be in the same room and at the same desk for the following week (apart from Maths and English).

Please note the following:

Covid Guidelines

- Pupils must adhere to 2m social distancing in school.
- Face coverings must be worn in school, unless medically exempt.

Break / Lunchtime arrangements

- Pupils should bring a packed lunch.
- Any pupils receiving Free School Meals are encouraged to use the App to order in advance, they will be able to access the canteen.
- Lunchtime and break will start at the usual time.
- Pupils must stay on campus during break and lunchtime.
- Pupils will use outdoor areas on the school campus for break and lunch.
- In the event of poor weather pupils will stay in classrooms for break and lunch.

Timetable arrangements Wednesday 17th & 24th March

8.40- 9.40 Go to your Maths or English class - whichever you usually have Monday Period 3	8.40-9.40 Go to your Maths or English class - whichever you usually have Monday Period 4	9.40 -10.30 Go to the room shown for the class you have Mon 6 and Thurs 1 and 2 from the list below	10.45 - 11.35 Go to the room shown for the class you have Mon 7 and Wed 1 and 2 from the list below	11.35 - 12.25 Go to the room shown for the class you have Mon 1 and Thurs 3 and 4 from the list below	1.10 - 2.00 Go to the room shown for the class you have Friday 6 and Tues 1 and 2 from the list below	2.00 -2.50 Go to the room shown for the class you have Fri 4 and Tues 3 and 4 from the list below
3A1 Maths Gym1 Mrs Hynd	3B1 Maths Gym 1 Mr Forbes	C	D	E	F	G
		Art A1	Art A1	Biology S10	Art A1	Art A1
3A2 Maths Gym 2 Mrs Ferguson	3B2 Maths Gym 2 Mrs Ferguson	Asdan B9	Biology S1	Connexions S9	Biology S1	Biology S6
		Biology S1	Business S2	Cookery K1	Business S2	Chemistry S8
		Chemistry S13	Chemistry S13	Drama D1	Chemistry S8	Cookery K1
3A3 Maths Canteen Ms Wright	3B3 Maths Canteen Mrs Hynd	Cookery K1	Computing F4	Design Technology G4	Cookery K1	Drama D1
		Design Technology G4	Drama D1	Engineering Tech F4	Engineering Tech F4	Design Technology G4
		Geography - Social Area	Design Technology G4	Geography - S Area	History S Area	Engineering Tech F4
3A4 Maths B18 Mr Forbes	3B1 English Social Area Mrs McCluskey	History E8	Fresh Start B19	History E8	PE Games Hall	Modern Studs S Area
		Music M1	Modern Studs -S. Area	Horizons B10	Physics S9	Physics S12
		PE Games Hall	PE Games Hall	PE Games Hall		
			Physics S9	SfW Energy S2		
3A1 English Social Area Mr Closs	3B2 English Games Hall Ms Bell					
3A2 English F14 Mrs Pye	3B3 English F13 Mr Holding					
3A3 English F12 Ms Bell	3B4 English F16 Ms Wappler					
ELS English B9 Mrs Donald	ELS Maths B9 Mrs Bain					

S3 Additional Support for Learning

Week commencing 22nd March

S3 ELS English

Assignment posted 17th: task 4, plus writing an introduction only to your essay about zoos..

Mrs Donald

S3 ELS Maths

Subtraction revision - work will post on TEAMS.

Mrs Bain

Tutor Maths - Place value- work will post on TEAMS. Mrs Bain

Useful Links

See TEAMS or refer to your letter sent home

- [Teach your Monster to Read](#)
- [Nessy](#)
- [BBC Dance Mat Typing](#)
- [Door Way Online](#)
- [Active Literacy](#)
- [Help Kidz Learn](#)
- [Sumdog](#)
- [Tech and Learn](#)
- [Twitter - @Mintlaw_SandC](#)

S3 Creative Arts

Week commencing 22nd March

Art

- Please use this time to catch up on any previous assignments. You will also receive a weekly art task when you are in school on Wednesday.

Music

- Pupils will be instructed on their home learning when they see Mrs Smith and Mr Gale on Wednesday.
- Please continue to check your team for all the information that you require.

Drama

- In class this week we will continue to look at "Blood Brothers." Please see your Drama team for activities that also look at the play.

Useful Links

- [BBC Bitesize](#)
- [National Theatre](#)
- Look out for the new Creative Arts Faculty twitter page – @MintlawCreative

S3 English

Week commencing 22nd March

S3 are beginning to study “Originally” by Carol Ann Duffy.

Core Tasks: Due Friday 26th of March at 3pm for the A Column only – 3A1, 3A2 3A3.

- Learners should access the PowerPoint ‘**Originally – Week 4 Stanza 3 Annotations**’ and take detailed notes from the slides.
- They will need to either print a copy of the poem, or they will need to copy the poem into their jotters, with plenty of space to write their notes around the poem.
- Complete the Forms Quiz issued through their Assignments for **Friday 26th March at 3pm.**
- Submit pictures of their notes to the appropriate assignment on their teams for the **Friday 26th of March at 3pm.**

Extension Tasks:

- Pupils should watch the Learning Cauldron Video on “Originally” and add additional notes to their own, using the video at <https://www.youtube.com/watch?v=SdiBWy4LYEg>

Other extension tasks will be made available for pupils who require it – pupils should check their individual teams.

Useful Links

- [BBC Bitesize](#)
- SQA
- Twitter #RUAE
- [@MintlawEnglish](#)
- <https://freerice.com/categories/english-vocabulary>

S3 Health & Wellbeing

Week commencing 22nd March

PE

Week 2 of the Great School Run.

As part of blended learning, we are encouraging S1-3 pupils to stay active during their learning at home days. "The Great School Run" is a virtual walking/running competition for school children of all ages running from 15-31st March. It is free to enter:

<https://findarace.com/events/the-great-school-run>

Remember you can use your Aden Walk to add km to your challenge.

Your PE team now has a "Blended Learning" channel- please post your efforts here! (Screenshots, text, photo or other- up to you).



HE

Time to focus on your practical cookery skills with our family favourite challenge.

- Pick a favourite family recipe.
- Make the dish.
- Post a photo on the "blended learning channel".
- Include information in your post:
 - 1) Why it is a favourite
 - 2) Which family member does it come from.
- Your HE Team now has a "Blended Learning" channel- please post your efforts in here.



Useful Links

- [@mintlaw_health](#)
- [The BodyCoach TV \(YouTube\)](#)
- foodafactoflife.org.uk
- [Aberdeen Community Trust | Secondary School \(afccommunitytrust.org\)](#)
- <https://www.youtube.com/c/RickBhullarFitness/videos>
- <https://stridekick.com/steps-to-distance>

S3 Mathematics

Week commencing 22nd March

- 3A1 (AH) and 3B1 (DF) are continuing to work from the S3 Resource Pack 2
- 3A2 (DF) are continuing with the work for Level 5 Numeracy
- 3B2 (AH), 3A3 (AW) and 3B3 (AH) are continuing with the Level 4 Unit titled – Finance and Statistics.
- 3A4 (DF) are continuing with the work for the Level 4 Numeracy Unit.

The resources for all the S3 topics are available via GLOW and links to them will also be posted on your class TEAM

- More specific information will be issued to each class by their class teacher via TEAMS
- Pupils should indicate that they are engaging with their learning by acknowledging the posts from the teachers with the THUMBS up icon – we are using this to take a register for our classes.

Useful Links

- www.maths180.com

S3 Modern Languages

Week commencing 22nd March

S3 French - Body Parts
S3 German – School
S3 LFL – Body Parts

- Please consult your Modern Languages Team for detailed instructions and resources issued via assignments each week.
- Your work for the week will be issued on a Monday and you have the rest of the week to complete the activities.
- Each week there will be a range of tasks, some online, some offline etc and whilst we encourage you to complete all the activities assigned, we understand that this may not always be possible.
- You can also use Linguascope/Quizlet/BBC Bitesize and blookey.com for supplementary vocabulary and grammar activities.
- Your teachers are available to help if you need it via email, live chat or messages. @yourteacher or send them an email via GLOW.
- Pupils are asked to submit evidence of their completed work via assignments (turn in function). This can be completed worksheets or photos of completed work for example. Please note, you do not have to submit evidence of every activity set in assignment.
- **CHECK OUT OUR TWITTER FOR OUR LIVE LESSONS SCHEDULE FOR THE COMING WEEKS.** Join the Live Lesson Team.

Useful Links

- www.linguascope.com
- www.quizlet.com
- www.blooket.com
- www.kahoot.com
- <https://www.bbc.co.uk/bitesize/subjects/z2mxsbk>
- <https://ukgermanconnection.org/>



S3 Science

Week commencing 22nd March

- Hello again to all S3 Connexion, Biologists, Chemists and Physicists! We hope that you found being back in school a positive experience last week!
- This week, we will continue to follow a similar method for our home and class-based learning.
- You will be speaking to a subject teacher on Wednesday who will then be able to direct the learning – both in class and also for the rest of the week when you are working from home.
- **The home-based part of the learning will either be given to you whilst in class or via TEAMS.**

Useful Links

- <https://www.educationperfect.com/>
- <https://www.bbc.co.uk/bitesize>
- <http://nat5biopl.edubuzz.org/>
- <https://www.evans2chemweb.co.uk/>
username: mintlaw password: chemweb
- <https://mrmackenzie.co.uk/>
- <https://www.khanacademy.org/science>
- <https://www.educationperfect.com/>
- <https://www.bbc.co.uk/bitesize>

S3 Social Subjects

Week commencing 22nd March

All pupils will have a preparatory task to help them get ready for being back in class on Wednesday.

Geography

- For next week, the S3 Geography classes should be watching the videos and completing the worksheets related to these. All the details are available on class TEAMS

History

- Pupils will be researching information about the freedom march from Selma to Montgomery in Alabama in the 1960's.

Modern Studies

- Pupils will be using the local press and the internet to find out about crime in the North East of Scotland and how it affects our community.

RMPS

- S3 RMPS pupils next week will be trying to solve a murder by completing the Cluedo game. All information will be posted on your class TEAM.

Useful Links

- <https://www.bbc.co.uk/bitesize>
- <https://www.natgeokids.com/uk/>
- <https://www.bbc.co.uk/newsround>
- <https://www.historyforkids.net/>
- <https://kids.kiddle.co/Religion>

S3 Technology

Week commencing 22nd March

Energy Girls

- Girls will be in school this week to continue work on Practical activities

Design Technology

- Pupils will continue working on practice joints in a wood workshop with their teacher when in school. At home, pupils should continue to develop their knowledge and understanding of workshop processes through quizzes posted in their Microsoft Team.

Engineering Technology

- Pupils completing the Graphics tasks should finish their two thumbnail sketches for the bottle branding activity. Engineering task pupils should continue to catch up with work missed during lockdown.
- **Business**
- This week we are going to continue to learn about how technologies has changed the way a business operates.
- Using the ILO10 notes from the files TAB, complete worksheet Seven, Eight and Nine.
- Continue working on the IDEA Award badges, completing at least two this week. Use the entrepreneur updated checklist to track progress as you are aiming for a bronze award.

Computing

- Relational Databases
- Task 1 Pupils will use the research they did last week to create the League table for the SPFL database.
- Task 2 Pupils will generate a relationship link to a table they create using the look-up wizard.

Useful Links

- <http://www.technologystudent.com/>
- <https://idea.org.uk/>
- [GetaGrip Graphics](#)