


S1 - Work Instructions for Week Commencing 1st March

Important information about your learning

- **We recommend that you spend 3 hours a day on learning.** You can of course do more by completing optional tasks and 'Idea of the Day' available on the Covid section of the website.
- You are encouraged to make up a weekly learning schedule. Please see information on the website and the template which can be downloaded.
- Please contact your teacher through Teams. If you have any difficulty with this, please email the school.
- **Indicate that they are engaging with the learning on Teams by thumbing up your teachers posts.** 

Online learning protocols

- Pupils will have already signed 'An Acceptable Use of ICT Agreement' at the beginning of their school year and this agreement still stands in the virtual learning environment.
- **For pupils:**
 - Only use Glow email addresses for class communication.
 - Submit all assignments on time.
 - Show your engagement online by thumbing up communication posted by your teachers.
 - For any virtual lessons
 - Be punctual.
 - Do not record or take pictures of any part of a livestream / video-conference lesson.
 - Be prepared with materials and device charged.
 - Show respect for everyone and behave as you would be expected to in school.
 - Seek to contribute to the online classroom in a positive manner.
 - Ensure your location is appropriate, place your device so the camera does not show too much of your home (to protect your privacy).
 - Dress appropriately.
- **For parents:**
 - Take an interest in your child's work and the work left for him/her to complete in Microsoft Teams.
 - Help your child find the best place to work (if possible, not a bedroom).
 - Virtual lessons through Teams may be used in some subjects these should not be recorded.
 - Should you need to contact the school this should be done through the normal procedures by telephoning or emailing the school.

Support with online learning

- The following links provide useful information and videos to support with online learning and using Microsoft Teams
 - <https://youtu.be/E3LdeMTNajl>
 - <http://bit.ly/ShireDigitalSupport>
 - Pupil support videos are all posted on PSE Teams.

Creating a weekly learning schedule

- We recommend that you create a daily learning schedule to help structure your day.
- Try to break learning up into blocks of 40 to 50 minutes and then take a 10 to 15 minute break.
- The template below can be downloaded from the school website to create your own schedule [Weekly Subject Information \(mintlawacademy.aberdeenshire.sch.uk\)](http://mintlawacademy.aberdeenshire.sch.uk)

Learning at Home Schedule					
	Monday	Tuesday	Wednesday	Thursday	Friday
Morning					
Afternoon					
Daily exercise					

Example S1/2 - Learning at Home Schedule					
	Monday	Tuesday	Wednesday	Thursday	Friday
Morning	English	Social Subjects	Drama	Languages	Maths
	Art	Technology	Maths	Science	Home Economics
Afternoon	Maths	Music	English	Technology	English
	Science	Languages	PE	Social Subjects	Create a schedule for next week
Daily exercise	PE with Joe Wicks (YouTube)	Outdoor exercise	Dance with Darcey Bussel (Facebook)	PE with Joe Wicks (YouTube)	Outdoor exercise

S1 Live Sessions with your Guidance Teacher

This week your Guidance Teacher will hold a live check in session at the following times. Please attend this session.

Brucklay



Thursday 10am

Deer



Tuesday 2pm – 2.15pm

Mormond



Monday 10.45am

Ugie



1U1 – Monday 1pm
1U2 – Tuesday 10am

S1 Additional Support for Learning

Week commencing 1st March

S1 ELS Maths (1D2 group & RW)

There will be an assignment in the 1D2 Maths team, which will concentrate on division and sharing to help reinforce this weeks task on fractions. It will go live on Monday 1st of March at 1.00pm and will be **due on Thursday at 4.00pm.**

There will be a **live catch up on Friday the 5th of March at 11.00**, the details will be posted in the S1 team. Mrs MacKay

S1 ELS English (1D2 & 1M1)

There will be an assignment in the 1M1/1D2 team, which will consolidate this weeks work looking at imaginative writing. It will go live on Monday at 1.00pm and is **due back Thursday at 4.00pm.**

There will be a **live catch up on Friday the 5th of March at 11.00am**, the details will be posted in the S1 team. Mrs MacKay

Useful Links

See TEAMS or refer to your letter sent home

- [Teach your Monster to Read](#)
- [Nessy](#)
- [BBC Dance Mat Typing](#)
- [Door Way Online](#)
- [Active Literacy](#)
- [Help Kidz Learn](#)
- [Sumdog](#)
- [Tech and Learn](#)
- [Twitter - @Mintlaw_SandC](#)

S1 Creative Arts

Week commencing 1st March

Art

- Please see your Art team for your next Art task: The Split Face Personality Self-portrait.
- There are resources attached to the assignment to help you. Please use your homework jotter or if you don't have this a piece of paper is fine. Please take a picture of your work (making sure it is in focus) and upload it by the deadline of the **8th March.**

Music

- Please see your music team for the next music task. This week we will look at Rhythm and Tempo. The assignment will appear on Tuesday.

Drama

- This week we will look at Characterisation. We will learn different ways to develop a character. Any issues please contact Mrs Hanlon.

Useful Links

- [BBC Bitesize](#)
- [National Theatre](#)
- Look out for the new Creative Arts Faculty twitter page – @MintlawCreative

S1 English

Week commencing 1st March

Remember to use the **PPT Audio version of the story Licked** by Paul Jennings to have it read to you by Mr Closs, or use the **word document version** to read it yourself. Both will be in your TEAMS files.

Licked Week 5 PPT: Learners should work through the 'Licked' Unit of work completing Core Tasks: Due Friday 5th of March at 3pm.

Task 1 – Write the first paragraph of your Critical Essay, and your Introduction if you haven't done it already.

Extension Task: Go onto the Free Rice website and rack up some grains of rice.

Remember to 'thumbs' up your teacher's post so we know you've seen them. Finally, please try to complete the weekly tasks – if you have any issues or concerns use the Teams page to contact your teacher.

Useful Links

- [BBC Bitesize](#)
- [@MintlawEnglish](#)
- <https://freerice.com/categories/english-vocabulary>

S1 Health & Wellbeing

Week commencing 1st March

PE

Step Challenge: Core PE

- Who can get the most steps this week?
- Can you beat your class? Can you beat the rest of your year? Can you be top of the BGE leader board?
- Aim: get as many steps as you can from Mon 1st March- Fri 5th March.
- You can walk, jog or run.
- You can do a workout for steps. You can choose a set workout (e.g. 1000 step workout, 2800 step workout). <https://www.youtube.com/c/RickBhullarFitness/videos>
- You can log via a watch/phone that counts your steps.
- Or you can use a steps calculator to find out your steps. <https://stridekick.com/steps-to-distance>
- Log your results in teams (assignments). You can add screenshots, a list of routes/workouts, photos/videos- any way that shows what you've done through the week.
- Use the "step challenge" channel in your team to compete with your classmates and post in your steps each day.

HE

- This week pupils should continue to focus on practical work. Pupils should log onto foodafactoflife.org.uk and go to recipes. They should select a recipe from the choices given and make this at home. A photo of their work can be posted into their class notebook.
- Miss MacDonald's classes - 1.2 & 1.6 Complete task on Oats as part of the Journey of Food topic as directed in teams.

Useful Links

- [@mintlaw_health](#)
- [The BodyCoach TV \(YouTube\)](#)
- foodafactoflife.org.uk
- [Aberdeen Community Trust | Secondary School \(afccommunitytrust.org\)](http://AberdeenCommunityTrust.org.uk)
- <https://www.youtube.com/c/RickBhullarFitness/videos>
- <https://stridekick.com/steps-to-distance>

S1 Mathematics

Week commencing 1st March

- This week we are continuing with the Algebra Topic – This week we are moving on to cover the Substitution Section of the Algebra Topic. **Pupils should have their own personal copy of the Note Booklet and Work Booklet for this topic.** The resources for this topic are available via GLOW and links to them will also be posted on your class TEAM
- More specific information will be issued to each class by their class teacher via TEAMS
- Pupils should indicate that they are engaging with their learning by acknowledging the posts from the teachers with the THUMBS up icon – we are using this to take a register for our classes
- Any pupil who completes the work set by their teacher can login to their SUMDOG account to complete further challenges.

Useful Links

- www.maths180.com

S1 Modern Languages

Week commencing 1st March

- **We are continuing working on the topic of school.**
- Please consult your Modern Languages Team for detailed instructions and resources issued via assignments each week.
- Your work for the week will be issued on a Monday and you have the rest of the week to complete the activities.
- Each week there will be a range of tasks, some online, some offline etc and whilst we encourage you to complete all the activities assigned, we understand that this may not always be possible.
- You can also use Linguascope/Quizlet/BBC Bitesize and blooket.com for supplementary vocabulary and grammar activities.
- Your teachers are available to help if you need it via email, live chat or messages. @yourteacher or send them an email via GLOW.
- Pupils are asked to submit evidence of their completed work via assignments (turn in function). This can be completed worksheets or photos of completed work for example. Please note, you do not have to submit evidence of every activity set in assignment.
- **LIVE LESSONS are Friday @12pm.** Join the Live Lesson Team.

Useful Links

- www.linguascope.com
- www.quizlet.com
- www.blooket.com
- <https://www.bbc.co.uk/bitesize/subjects/z2mxsbk>



S1 Science

Week commencing 1st March

- Hello S1 Scientists!
- A number of weeks have now passed and so, hopefully, we are now well up and running with our Science online learning! You should now be confident with accessing files, completing tasks, posting questions on chat and completing assignments. Should you need more support with this, please contact your teacher!
- **At the beginning of this week, check TEAMS for your weekly task!**
- That task might be to complete work from your booklet, do some research, complete a quiz or something else completely! In addition, you may now be using the excellent resource "Education Perfect" for which we have been given special access.
- Whichever task you are given, the idea is that we try to work our way through the topics in a similar way we would if you were in school. We realise that you have a number of other subjects to complete and so your weekly task should not take too long!
- Classes will be on a different topic or at least at a different stage of a topic so each class's task will vary from week to week. Log on to your Science Teams page and see what you must do this week
- **Finally, please try to complete the weekly tasks – if you have any issues or concerns use the Teams page or GLOW email to contact your teacher.**

Useful Links

Remember, you may well be using the excellent resource <https://www.educationperfect.com/>.

It's a great resource and we have been particularly issuing it to pupils in S1/S2 and even some S3 and above. If you have been asked to go on it and are having trouble, just contact your teacher. However, for most...your username will be your GLOW E-MAIL ADDRESS, and your password will be your first name (all lower case).

Being able to use this website will allow us to keep on ticking over with the various topics in the S1/S2 course. Tasks are directed to you and involve, reading, watching video clips, filling in blanks, answering quiz questions. We know that you have lots of other subjects to do as well, so the tasks should never take too long!

<https://www.bbc.co.uk/bitesize>

S1 Social Subjects

Week commencing 1st March

1B1 – Are continuing to work on Living and Working in Scotland and will be learning about **different types of energy. They will also be learning how oil forms. Pupils should upload their work to the assignment for Friday 5th March.**

1D1 –Pupils will be looking at advantages and disadvantages of different types of democracy. **Pupils should upload their work to the assignment for Friday 5th March.**

1D2 – are continuing to look at the Scottish Power Unit and will be learning about the people of the Iron Age and creating their own Iron Age Gods. They should **upload their work to the assignment for Friday 5th March.**

1M1 – Week 8 work will involve the class doing the work from the Living and Working and Scotland Task 8 using the workbook and PowerPoint. **Pupils should upload their work to the assignment for 5th March.**

1M2 – Pupils will be looking at advantages and disadvantages of different types of democracy. **Pupils should upload their work to the assignment for Friday 5th March.**

1U1 – Living and working in Scotland Lessons 11. Pupils will be learning about renewable and non-renewable energy and producing an informative poster with what they learn. **Pupils should upload their work to the assignment for Friday 5th March.**

1U2 – Will be learning about ancient settlements, in particular Skara Brae. They are going to be archaeologists and try to discover what life was like for the community who lived there. **Pupils should upload their work to the assignment for Friday 5th March.**

Useful Links

- <https://www.bbc.co.uk/bitesize>
- <https://www.bbc.co.uk/newsround>
- <https://www.historyforkids.net/>

S1 Technology

Week commencing 1st March

Week 3 please select another 3 menu items to complete

Pupils will find the 'Faculty of Technologies Menu' in the assignments section of their class teams and should choose one starter, one main course and one pudding to complete each week.

Tasks have been designed to either revise topics covered last term or to introduce this terms work. The menu covers our various curriculum areas; Design & Technology, Business Studies and Computing. Support materials for each task can be found in the 'files' section of each team and a video guide is also available. Pupils can choose to complete their three tasks at any point during the school week but should hand in completed work by Friday lunchtime.

Keep an eye on our twitter feed **@Mintlawtech** as we share lots of brilliant pupil work each week!

Useful Links

- Useful websites will be embedded into teams
- <http://www.technologystudent.com/>

S1 TRUST

Week commencing 1st March

Well-being Action Plan

The well-being of a person is what is ultimately good for them. All employers should think about keeping their employees happy and safe and some will create well-being action plans with their employees to help with this. These can be used to help identify what keeps someone well at work, what causes them to stop feeling well and the things that can be done to help maintain their well-being.

Use these questions below to create your own wellbeing action plan. It should be used to help you self-reflect about the things that help you to be happy and positive about working at home on your schoolwork. Before you start, watch this clip about steps to take to stay positive – [The Five Ways to Wellbeing](#)

1. What helps you feel happy when working at home?

(For example taking long enough breaks away from your desk/room, getting some exercise before or after working, having good light and space where you study, opportunities to talk to classmates/friends)

2. What can your school do to support you to stay happy whilst working at home?

(For example, regular feedback on work completed and guidance teacher catch-ups, adjusting the amount of hours spent on school work each day)

3. What might improve how you work at home?

(For example, being aware of noise and space, internet/device access, planning for deadlines, workload management, having contact with classmates and friends)

4. How does your wellbeing impact your school-work?

(For example, making decisions, prioritising tasks, concentration)

5. What steps can you take to boost any poor well-being at home?

(For example, taking regular breaks from studying and going for a short walk or having a chat with someone else, changes to how much and when you study, or ask your guidance teacher for support)

Children's University

Pupils who have signed up for Children's University can continue to collect credits for a range of activities. The following links will give ideas or activities that can gain you credits. Remember to keep evidence of any activities you complete and log these in your CU Passport and on Aspire.

- School CU Teams Page – pupils can contact Mr Donaldson through this page
- Aspire
- [Free activity sheets Children's University Scotland](#)
- [PowerPoint Presentation \(childrensuniversity.scot\)](#)
- [Idea of the Day \(mintlawacademy.aberdeenshire.sch.uk\)](#)


Not signed up for CU but interested in being involved?

- See <https://childrensuniversity.scot/> for more information
- Parents can sign up using this link <https://eu.jotform.com/CUScotland/Aberdeenshire>



S2 - Work Instructions for Week Commencing 1st March

Important information about your learning

- **We recommend that you spend 3 hours a day on learning.** You can of course do more by completing optional tasks and 'Idea of the Day' available on the Covid section of the website.
- You are encouraged to make up a weekly learning schedule. Please see information on the website and the template which can be downloaded.
- Please contact your teacher through Teams. If you have any difficulty with this, please email the school.
- **Indicate that they are engaging with the learning on Teams by thumbing up your teachers posts.** 

Online learning protocols

- Pupils will have already signed 'An Acceptable Use of ICT Agreement' at the beginning of their school year and this agreement still stands in the virtual learning environment.
- **For pupils:**
 - Only use Glow email addresses for class communication.
 - Submit all assignments on time.
 - Show your engagement online by thumbing up communication posted by your teachers.
 - For any virtual lessons
 - Be punctual.
 - Do not record or take pictures of any part of a livestream / video-conference lesson.
 - Be prepared with materials and device charged.
 - Show respect for everyone and behave as you would be expected to in school.
 - Seek to contribute to the online classroom in a positive manner.
 - Ensure your location is appropriate, place your device so the camera does not show too much of your home (to protect your privacy).
 - Dress appropriately.
- **For parents:**
 - Take an interest in your child's work and the work left for him/her to complete in Microsoft Teams.
 - Help your child find the best place to work (if possible, not a bedroom).
 - Virtual lessons through Teams may be used in some subjects these should not be recorded.
 - Should you need to contact the school this should be done through the normal procedures by telephoning or emailing the school.

Support with online learning

- The following links provide useful information and videos to support with online learning and using Microsoft Teams
 - <https://youtu.be/E3LdeMTNajl>
 - <http://bit.ly/ShireDigitalSupport>
 - Pupil support videos are all posted on PSE Teams.

Creating a weekly learning schedule

- We recommend that you create a daily learning schedule to help structure your day.
- Try to break learning up into blocks of 40 to 50 minutes and then take a 10 to 15 minute break.
- The template below can be downloaded from the school website to create your own schedule [Weekly Subject Information \(mintlawacademy.aberdeenshire.sch.uk\)](http://mintlawacademy.aberdeenshire.sch.uk)

Learning at Home Schedule					
	Monday	Tuesday	Wednesday	Thursday	Friday
Morning					
Afternoon					
Daily exercise					

Example S1/2 - Learning at Home Schedule					
	Monday	Tuesday	Wednesday	Thursday	Friday
Morning	English	Social Subjects	Drama	Languages	Maths
	Art	Technology	Maths	Science	Home Economics
Afternoon	Maths	Music	English	Technology	English
	Science	Languages	PE	Social Subjects	Create a schedule for next week
Daily exercise	PE with Joe Wicks (YouTube)	Outdoor exercise	Dance with Darcey Bussell (Facebook)	PE with Joe Wicks (YouTube)	Outdoor exercise

S2 Live Sessions with your Guidance Teacher

This week your Guidance Teacher will hold a live check in session at the following times. Please attend this session.

Brucklay



Monday 10.30am

Deer




Tuesday 2pm -2.15pm

Mormond



Tuesday 11.30am

Ugie



2U1 Monday 10.00am
2U2 Thursday 9.30am

S2 Additional Support for Learning

Week commencing 1st March

S2 Maths (2-6 & 2-1)

We are going to continue with our new topic, Expressions & Equations, learning how to solve expressions and equations using +, -, x, ÷ and we will start to look more at little wordy questions. Our **live lesson will move back to Tuesday 2pm** with the details on the 2-1 Team page. Please look at the assignment before the live lesson to see if you have any questions. There will also be a video clip posted onto the assignment page to help with the tasks.

Please contact Mrs Peck through Glow email if you are having problems accessing the work.

2-1 and 2-6 ELS English

Tasks 1 and 2 on "Uneasy Homecoming" to be **completed for Friday**. Mrs Donald

Useful Links

See TEAMS or refer to your letter sent home

- [Teach your Monster to Read](#)
- [Nessy](#)
- [BBC Dance Mat Typing](#)
- [Door Way Online](#)
- [Active Literacy](#)
- [Help Kidz Learn](#)
- [Sumdog](#)
- [Tech and Learn](#)
- [Twitter - @Mintlaw_SandC](#)

S2 Creative Arts

Week commencing 1st March

Art

- Design Detective Task. All S2 pupils will research a designer from a choice of 5 that are provided. You will then display 5 facts about this designer on a poster. Please read all the instructions that go along with this assignment.
- All information is available on your Art Team.
- Please complete the Creative Arts Subject Video Assignment that will appear on your Art Team.

Music

- ALL S2s are to complete the Creative Arts Subject Video Assignment only available on the Art Team. Please watch the subject choice video then complete the assignment. No specific Music task this week.

Drama

- ALL S2s are to complete the Creative Arts Subject Video Assignment only available on the Art Team. Please watch the subject choice video then complete the assignment. No specific Drama task this week.

Useful Links

- [BBC Bitesize](#)
- [National Theatre](#)
- Look out for the new Creative Arts Faculty twitter page – @MintlawCreative

S2 English

Week commencing 1st March

S2 are continuing to study The Landlady. There is a **PPT version with audio over it**, with the story being read to you by English Faculty staff, or you can use the **word document** version to read it yourself.

Core Tasks: Due Friday 5th of Feb at 3pm.

Read/ Listen to the whole story and complete the tasks below.

1 – using the Landlady Essay 1 Intro PPT – complete the Introduction to your Critical Essay on The Landlady by Roald Dahl.

Extension work: Create a book cover for The Landlady story.

Remember to ‘thumbs’ up your teacher’s post so we know you’ve seen them. Finally, please try to complete the weekly tasks – if you have any issues or concerns use the Teams page to contact your teacher.

Useful Links

- [BBC Bitesize](#)
- [@MintlawEnglish](#)
- <https://freerice.com/categories/english-vocabulary>

S2 Health & Wellbeing

Week commencing 1st March

PE

Step Challenge: Core PE

- Who can get the most steps this week?
- Can you beat your class? Can you beat the rest of your year? Can you be top of the BGE leader board?
- Aim: get as many steps as you can from Mon 1st March- Fri 5th March.
- You can walk, jog or run.
- You can do a workout for steps. You can choose a set workout (e.g. 1000 step workout, 2800 step workout). <https://www.youtube.com/c/RickBhullarFitness/videos>
- You can log via a watch/phone that counts your steps.
- Or you can use a steps calculator to find out your steps. <https://stridekick.com/steps-to-distance>
- Log your results in teams (assignments). You can add screenshots, a list of routes/workouts, photos/videos- any way that shows what you've done through the week.
- Use the "step challenge" channel in your team to compete with your classmates and post in your steps each day.

HE

- This week pupils should continue to focus on practical work. Pupils should log onto foodafactoflife.org.uk and go to recipes. They should select a recipe from the choices given and make this at home. A photo of their work can be posted into their class notebook.

Useful Links

- [@mintlaw_health](#)
- [The BodyCoach TV \(YouTube\)](#)
- foodafactoflife.org.uk
- [Aberdeen Community Trust | Secondary School \(afccommunitytrust.org\)](http://AberdeenCommunityTrust.org.uk)
- <https://www.youtube.com/c/RickBhullarFitness/videos>
- <https://stridekick.com/steps-to-distance>

S2 Mathematics

Week commencing 1st March

- This week we are starting a new Topic – Theorem of Pythagoras. **Pupils DO NOT have their own personal copy of the Note Booklet and Work Booklet for this topic.** The resources for this topic will have to be accessed via GLOW and links to them will also be posted on your class TEAM
- More specific information will be issued to each class by their class teacher via TEAMS
- Pupils should indicate that they are engaging with their learning by acknowledging the posts from the teachers with the THUMBS up icon – we are using this to take a register for our classes

Useful Links

- www.maths180.com

S2 Modern Languages

Week commencing 1st March

- **We have now completed our insert of German and hope that you all enjoyed learning something now. We will now be starting our topic of hobbies and leisure in French.**
- Please consult your Modern Languages Team for detailed instructions and resources issued via assignments each week.
- Your work for the week will be issued on a Monday and you have the rest of the week to complete the activities.
- Each week there will be a range of tasks, some online, some offline etc and whilst we encourage you to complete all the activities assigned, we understand that this may not always be possible.
- You can also use Linguascope/Quizlet/BBC Bitesize and blooket.com for supplementary vocabulary and grammar activities.
- Your teachers are available to help if you need it via email, live chat or messages. @yourteacher or send them an email via GLOW.
- Pupils are asked to submit evidence of their completed work via assignments (turn in function). This can be completed worksheets or photos of completed work for example. Please note, you do not have to submit evidence of every activity set in assignment.
- **LIVE LESSON Friday @12.45.** Join the S2 Modern Languages Year Group TEAM.

Useful Links

- www.linguascope.com
- www.quizlet.com
- www.blooket.com
- <https://ukgermanconnection.org/>
- <https://www.bbc.co.uk/bitesize/subjects/z2mxsbk>



S2 Science

Week commencing 1st March

- Hello S2 Scientists! We are now well into our stride with our Home Learning tasks and you should be confident in accessing and completing your set work
- ***At the beginning of the week, check TEAMS for your task issued by your Science teacher.***
- Weekly tasks could involve, watching video clips, quizzes, research, “Education Perfect” exercises etc, etc.
- NOTE THAT IF AND WHEN YOU GET TO THE END OF EACH TOPIC, YOUR TEACHER MAY ISSUE YOU WITH A TEST/QUIZ WHICH YOU WILL COMPLETE USING MICROSOFT FORMS. This will help your teacher to see how you are coping with the work covered.
- We know that you have lots of other subjects to do as well, so the tasks should never take too long!
- **Please use “thumbs up” (on Teams) when your teacher posts work so that we can see how and when you are engaging. Also, try your best to complete any tasks given and use Teams/Glow Email to contact your teacher with any difficulties you are having**

Useful Links

As part of your work/assignments, your teacher may direct you to the excellent website called <https://www.educationperfect.com/>.

You may have used this already. If you have any trouble accessing the site, please contact your teacher. However, for most of you...your username will be your GLOW E-MAIL ADDRESS, and your password will be your first name (all lower case).

Being able to use this website will allow us to keep on ticking over with the various topics in the S2 course. Tasks are directed to you and involve, reading, watching video clips, filling in blanks, answering quiz questions.

<https://www.bbc.co.uk/bitesize>

S2 Social Subjects

Week commencing 1st March

2.1 - Pupils will be looking at what is terrorism and why certain groups resort to these acts. **This task is due for completion on Friday 5th March.**

2.2 - Scotland in the Middle Ages – John Baliol & Edward's Invasion. The pupils will be learning about how John Baliol ended up as King of Scotland and what led to King Edward invading. **This task is due for completion on Friday 5th March.**

2.3 - The class will be continuing with the World War 1 unit in week 8. This will involve looking at a PowerPoint and doing the Task 15 questions. **Pupils should upload their work to the assignment for**

2.4 - The class are currently working on the Middle Ages. This week pupils are looking at Scottish History and are undertaking tasks examining The Battle of Falkirk 1298 and the capture and execution of William Wallace. **These tasks are due for completion by Monday 8th March at 9am.**

2.5 - The class are currently working on the Middle Ages. This week pupils are looking at Scottish History and are undertaking tasks examining The Battle of Falkirk 1298 and the capture and execution of William Wallace. **These tasks are due for completion by Monday 8th March at 9am.**

2.6 – Will be continuing on the Earth Forces topic, learning about Mount St Helens and the famous eruption. They will be creating a foldable based on the eruption, the impact on the people and the landscape, and the relief effort. **They should upload their work to the assignment for Friday 5th March.**

Mr Sneddon's RMPS Classes - Pupils in all classes will be comparing religious and non-religious views on morality.

Mr Kelly's class, 2.1 RMPS – Pupils in all classes will be comparing religious and non-religious views on morality.

Useful Links

- <https://www.bbc.co.uk/bitesize>
- <https://www.natgeokids.com/uk/>
- <https://www.nationalgeographic.org/encyclopedia/rain-forest/>
- <https://www.bbc.co.uk/newsround>
- <https://www.historyforkids.net/>
- <https://kids.kiddle.co/Religion>

S2 Technology

Week commencing 1st March

Week 3 please select another 3 menu items to complete

Pupils will find the 'Faculty of Technologies Menu' in the assignments section of their class teams and should choose one starter, one main course and one pudding to complete each week.

Tasks have been designed to either revise topics covered last term or to introduce this terms work. The menu covers our various curriculum areas; Design & Technology, Business Studies and Computing. Support materials for each task can be found in the 'files' section of each team and a video guide is also available. Pupils can choose to complete their three tasks at any point during the school week but should hand in completed work by Friday lunchtime.

Keep an eye on our twitter feed **@Mintlawtech** as we share lots of brilliant pupil work each week!

Useful Links

- Useful websites will be embedded into teams
- <http://www.technologystudent.com/>

S2 TRUST

Week commencing 1st March

Well-being Action Plan

The well-being of a person is what is ultimately good for them. All employers should think about keeping their employees happy and safe and some will create well-being action plans with their employees to help with this. These can be used to help identify what keeps someone well at work, what causes them to stop feeling well and the things that can be done to help maintain their well-being.

Use these questions below to create your own wellbeing action plan. It should be used to help you self-reflect about the things that help you to be happy and positive about working at home on your schoolwork. Before you start, watch this clip about steps to take to stay positive – [The Five Ways to Wellbeing](#)

6. What helps you feel happy when working at home?

(For example taking long enough breaks away from your desk/room, getting some exercise before or after working, having good light and space where you study, opportunities to talk to classmates/friends)

7. What can your school do to support you to stay happy whilst working at home?

(For example, regular feedback on work completed and guidance teacher catch-ups, adjusting the amount of hours spent on school work each day)

8. What might improve how you work at home?

(For example, being aware of noise and space, internet/device access, planning for deadlines, workload management, having contact with classmates and friends)

9. How does your wellbeing impact your school-work?

(For example, making decisions, prioritising tasks, concentration)

10. What steps can you take to boost any poor well-being at home?

(For example, taking regular breaks from studying and going for a short walk or having a chat with someone else, changes to how much and when you study, or ask your guidance teacher for support)

Children's University

Pupils who have signed up for Children's University can continue to collect credits for a range of activities. The following links will give ideas or activities that can gain you credits. Remember to keep evidence of any activities you complete and log these in your CU Passport and on Aspire.

School CU Teams Page – pupils can contact Mr Donaldson through this page

- Aspire
- [Free activity sheets Children's University Scotland](#)
- [PowerPoint Presentation \(childrensuniversity.scot\)](#)
- [Idea of the Day \(mintlawacademy.aberdeenshire.sch.uk\)](#)


Not signed up for CU but interested in being involved?

- See <https://childrensuniversity.scot/> for more information
- Parents can sign up using this link <https://eu.jotform.com/CUScotland/Aberdeenshire>



S3 - Work Instructions for Week Commencing 1st March

Important information about your learning

- **We recommend that you spend 3 hours a day on learning.** You can of course do more by completing optional tasks and 'Idea of the Day' available on the Covid section of the website.
- You are encouraged to make up a weekly learning schedule. Please see information on the website and the template which can be downloaded.
- Please contact your teacher through Teams. If you have any difficulty with this, please email the school.
- **Indicate that they are engaging with the learning on Teams by thumbing up your teachers posts.** 

Online learning protocols

- Pupils will have already signed 'An Acceptable Use of ICT Agreement' at the beginning of their school year and this agreement still stands in the virtual learning environment.
- **For pupils:**
 - Only use Glow email addresses for class communication.
 - Submit all assignments on time.
 - Show your engagement online by thumbing up communication posted by your teachers.
 - For any virtual lessons
 - Be punctual.
 - Do not record or take pictures of any part of a livestream / video-conference lesson.
 - Be prepared with materials and device charged.
 - Show respect for everyone and behave as you would be expected to in school.
 - Seek to contribute to the online classroom in a positive manner.
 - Ensure your location is appropriate, place your device so the camera does not show too much of your home (to protect your privacy).
 - Dress appropriately.
- **For parents:**
 - Take an interest in your child's work and the work left for him/her to complete in Microsoft Teams.
 - Help your child find the best place to work (if possible, not a bedroom).
 - Virtual lessons through Teams may be used in some subjects these should not be recorded.
 - Should you need to contact the school this should be done through the normal procedures by telephoning or emailing the school.

Support with online learning

- The following links provide useful information and videos to support with online learning and using Microsoft Teams
 - <https://youtu.be/E3LdeMTNajl>
 - <http://bit.ly/ShireDigitalSupport>
 - Pupil support videos are all posted on PSE Teams.

Creating a weekly learning schedule

- We recommend that you create a daily learning schedule to help structure your day.
- Try to break learning up into blocks of 40 to 50 minutes and then take a 10 to 15 minute break.
- The template below can be downloaded from the school website to create your own schedule [Weekly Subject Information \(mintlawacademy.aberdeenshire.sch.uk\)](http://mintlawacademy.aberdeenshire.sch.uk)

Learning at Home Schedule					
	Monday	Tuesday	Wednesday	Thursday	Friday
Morning					
Afternoon					
Daily exercise					

Example S1/2 - Learning at Home Schedule					
	Monday	Tuesday	Wednesday	Thursday	Friday
Morning	English	Social Subjects	Drama	Languages	Maths
	Art	Technology	Maths	Science	Home Economics
Afternoon	Maths	Music	English	Technology	English
	Science	Languages	PE	Social Subjects	Create a schedule for next week
Daily exercise	PE with Joe Wicks (YouTube)	Outdoor exercise	Dance with Darcey Bussell (Facebook)	PE with Joe Wicks (YouTube)	Outdoor exercise

Choice of Course Information

Key Dates:

- **Monday 22nd February** – Choice of course information will be available on the school website.
- **Week commencing 1st March** – attend the live session with your Guidance Teacher (times will be posted on the next page).
- **Monday 8th March** – Link will be posted on your House Team to complete your choice form through 'Microsoft Forms'.
- **Friday 12th March** – Choice forms must be submitted through 'Microsoft Forms'.

Choice of course information available:

The following information can be accessed through the home page of the school website <https://mintlawacademy.aberdeenshire.sch.uk/>

- This video explains the choice of course process <https://online.clickview.co.uk/share?sharecode=a68e5e2c>
- Choice of course form which can be downloaded along with instructions for each year group.
- Choice of course booklet.
- Subject course information and videos.

Support with choice of course

- Website information <https://mintlawacademy.aberdeenshire.sch.uk/>
- Live session with your Guidance teacher.
- 10-minute Skype call with your Guidance teacher can be requested through Teams or Glow email.
- Contact your teachers through subject Teams and Glow email.
- [Subject Choices tool | My World of Work](#)
- Skills Development Scotland information available on the website.

S3 Choice of Course Sessions with your Guidance Teacher

This week your Guidance Teacher will hold a live check in session at the following times. Please attend this session.

Brucklay



Deer



Tuesday 2nd March 10.30am - LIVE session for S3/4/5
Tuesday 4th March - 1-3pm 1-1 Drop-in session on Teams
Tuesday 9th March - 10.30am -12pm 1-1 Drop-in on Teams
For drop-in Teams sessions wait in the lobby and Mr Campbell will let you in one at a time.


Wednesday 3rd March - 2pm for S3

**Email or Teams message Mrs Grant for 1-1 Call

Mormond



Ugie



Wednesday 3rd March - 11.30am for S3

**Email or Teams message Miss Martin for 1-1 Call

Tuesday 2nd March 10.30am – LIVE session for S3/4/5
Tuesday 2nd March - Drop-in Sessions 11am-1pm on Teams
Thursday 4th March - Drop-in Session 10.45am -12pm

**Email Mr Reid to book a slot at the drop-in session

S3 Additional Support for Learning

Week commencing 1st March

S3 ELS English

Lesson 1 on "Zoos - for or against?" for Wednesday. Lesson 2 (researching) will be posted on Wednesday for the following week. Mrs Donald

S3 ELS

Addition revision - work will be posted on TEAMS. Mrs Bain

Useful Links

See TEAMS or refer to your letter sent home

- [Teach your Monster to Read](#)
- [Nessy](#)
- [BBC Dance Mat Typing](#)
- [Door Way Online](#)
- [Active Literacy](#)
- [Help Kidz Learn](#)
- [Sumdog](#)
- [Tech and Learn](#)
- [Twitter - @Mintlaw_SandC](#)

S3 Creative Arts

Week commencing 1st March

Art

- Please see your Art team for your next task and ensure that you have completed the Photography task that was due last week. Remember to read all the instructions to help you with the assignment.

Music

- Please see your S3 Music Team for more Garage Band Tasks. Any issues please contact Mr Gale on your Team.

Drama

- Please see your S3 Drama Team for more information. Miss Molver will be continuing with the documentary unit. All information and guidance for your tasks are available on your drama team.

Useful Links

- [BBC Bitesize](#)
- [National Theatre](#)
- Look out for the new Creative Arts Faculty twitter page – @MintlawCreative

S3 English

Week commencing 1st March

S3 are beginning to study “Originally” by Carol Ann Duffy.

Core Tasks: Due Friday 5th of March at 3pm.

- Learners should access the PowerPoint ‘Originally – Week 2 Stanza 1 Annotations’ and take detailed notes from the slides.
- They will need to either print a copy of the poem, or they will need to copy the poem into their jotters, with plenty of space to write their notes around the poem.
- Complete the Forms Quiz issued through their Assignments for **Friday 5th March at 3pm.**
- Submit pictures of their notes to the appropriate assignment on their teams for the **Friday 5th of March at 3pm.**

Extension Tasks:

- Pupils should watch the Learning Cauldron Video on “Originally” and add additional notes to their own, using the video at <https://www.youtube.com/watch?v=SdiBWy4LYEq>

Other extension tasks will be made available for pupils who require it – pupils should check their individual teams.

Useful Links

- [BBC Bitesize](#)
- SQA
- Twitter #RUAЕ
- [@MintlawEnglish](#)
- <https://freerice.com/categories/english-vocabulary>

S3 Health & Wellbeing

Week commencing 1st March

PE

S3 Core PE and HWB Period (all)

Step Challenge

- Who can get the most steps this week?
- Can you beat your class? Can you beat the rest of your year? Can you be top of the BGE leader board?
- Aim: get as many steps as you can from Mon 1st March- Fri 5th March.
- You can walk, jog or run.
- You can do a workout for steps. You can choose a set workout (e.g. 1000 step workout, 2800 step workout). <https://www.youtube.com/c/RickBhullarFitness/videos>
- You can log via a watch/phone that counts your steps.
- Or you can use a steps calculator to find out your steps. <https://stridekick.com/steps-to-distance>
- Log your results in teams (assignments). You can add screenshots, a list of routes/workouts, photos/videos- any way that shows what you've done through the week.
- Use the "step challenge" channel in your team to compete with your classmates and post in your steps each day.

PE S3 Elective (those who have chosen PE as a subject choice)

Pupils should refer to their own class teams for information about the work.

- **Miss Coleman's Class:**
Social Factor Challenge: See teams for details
- **Mr Robertson's Class:**
Check teams for work on FEEDBACK 2 .
- **Miss Wilson's Class:**
Social Factor Challenge: See teams for details
- **Mr Laird's Class:**
Social Factor Challenge: See teams for details

HE

- Bake Off Challenge – Planning Stage – see details in teams
- Miss MacDonald's class: Carry out practical task as directed in teams – this weeks theme is 'favourite foods'. Alternative written task available for those not wanting to cook.

Useful Links

- [@mintlaw_health](#)
- [The BodyCoach TV \(YouTube\)](#)
- foodafactoflife.org.uk
- [Aberdeen Community Trust | Secondary School \(afccommunitytrust.org\)](#)
- <https://www.youtube.com/c/RickBhullarFitness/videos>
- <https://stridekick.com/steps-to-distance>

S3 Mathematics

Week commencing 1st March

- 3A1 (AH) and 3B1 (DF) are moving on to working from the S3 Resource Pack 2
- 3A2 (DF) are continuing with the work for Level 5 Numeracy
- 3B2 (AH), 3A3 (AW) and 3B3 (AH) are continuing with the Level 4 Unit titled – Finance and Statistics.
- 3A4 (DF) are continuing with the work for the Level 4 Numeracy Unit.

The resources for all the S3 topics are available via GLOW and links to them will also be posted on your class TEAM

- More specific information will be issued to each class by their class teacher via TEAMS
- Pupils should indicate that they are engaging with their learning by acknowledging the posts from the teachers with the THUMBS up icon – we are using this to take a register for our classes.

Useful Links

- www.maths180.com

S3 Modern Languages

Week commencing 1st March

S3 French - Body Parts

S3 German – School

S3 LFL – Body Parts

- Please consult your Modern Languages Team for detailed instructions and resources issued via assignments each week.
- Your work for the week will be issued on a Monday and you have the rest of the week to complete the activities.
- Each week there will be a range of tasks, some online, some offline etc and whilst we encourage you to complete all the activities assigned, we understand that this may not always be possible.
- You can also use Linguascope/Quizlet/BBC Bitesize and blooket.com for supplementary vocabulary and grammar activities.
- Your teachers are available to help if you need it via email, live chat or messages. @yourteacher or send them an email via GLOW.
- Pupils are asked to submit evidence of their completed work via assignments (turn in function). This can be completed worksheets or photos of completed work for example. Please note, you do not have to submit evidence of every activity set in assignment.
- **Live Lessons - French – Tuesday @12pm/ German - Wednesday @12pm**

Useful Links

- www.linguascope.com
- www.quizlet.com
- www.blooket.com
- www.kahoot.com
- <https://www.bbc.co.uk/bitesize/subjects/z2mxsbk>
- <https://ukgermanconnection.org/>



S3 Science

Week commencing 1st March

- Hello again to all S3 Connexion, Biologists, Chemists and Physicists! The focus of this week will be continuing to work through your topics as instructed by your teacher on Teams.
- **We want you to get the most out of your online learning, so we encourage you to let us know how you are getting on, by reacting and commenting on teams posts, or by emailing your teacher on Glow. We know you will want to try and think things through for yourselves, don't stay stuck too long; post a message (and tag your teacher) when you are "stuck" and we will help you out. If you want to ask something quietly then use your teacher's email. Perhaps a wee tag in a comment on teams would be helpful just to say you've emailed.**

S3 Connexions Class:

- This week we will be looking at the structure of atoms using the Scholar materials. Detailed instructions will be posted in Teams.

S3 Biology Classes.

- Each week, your teacher will give you instructions on the week's work through Teams – Assignments and Teams - Posts. These tasks will include a mix of video clips, research, creative tasks, BBC Bitesize, Scholar, Microsoft Forms, Education Perfect and using presentations to fill in your booklet. Keep an eye out for task deadlines and topics covered. Full instructions can be found on Teams – Assignments and Teams-Posts. Any resources required for these activities, such as class booklets, presentations, videos and further information can be found in Teams - Files.

S3 Chemistry Classes.

- Each week, your chemistry teacher will give you instructions on the week's work through Teams. Tasks will involve completing your Topic 4 booklets by using the following activities; watching video clips, quizzes, research, Education Perfect exercises, etc. This week we will be looking at complete and incomplete combustion. We will complete pages 27 and 29 in your booklets. **We will NOT be completing page 28 at this time.**

S3 Physics Classes.

- This week we will review our work to date and finish the research on the electromagnetic spectrum. You should do the first 4 different types of radiation. You will do the last 3 next week. There is a booklet filled in as far as you should be. You should use this to check your work from previous weeks. There will be a mid unit test next week so you could start some revision for that if you are finished your power point.

There is usually a video to watch and where appropriate, links to work on websites, e.g. BBC bitesize, ClickView, scholar (use your full glow login for to scholar and ClickView). You should use these to complete the notes and questions in your booklets. You will have questions to complete and these should be done in your jotter. Your teacher may ask you to upload work via assignments or into OneNote. Remember, there is the help and chat channel you can use. If you see something you know about free to chip in if you can help. Be supportive to each other, we are all working together on this and often helping someone else out can clear things in your own head. Each week's work will be issued through assignments on a Monday for Friday but you should take time to plan when you are going to do the work through the week.

Useful Links

- <https://www.educationperfect.com/>
- <https://www.bbc.co.uk/bitesize>
- <http://nat5biopl.edubuzz.org/>
- <https://www.evans2chemweb.co.uk/>
username: mintlaw password: chemweb
- <https://mrmackenzie.co.uk/>
- <https://www.khanacademy.org/science>
- <https://www.educationperfect.com/>
- <https://www.bbc.co.uk/bitesize>

S3 Social Subjects

Week commencing 1st March

Geography

- **Miss Owen's class (3H)** - Will be starting their Environmental Hazards Project. They will be focusing on this for the next few weeks. This week's focus is on picking a research question, and writing their introduction based on the success criteria given. **They should upload their work to the assignment for Friday 5th March.**
- **Mrs Lawson's class (3E)** - Will be continuing their Environmental Hazards Project. This week they will be researching and writing up the main part of their project using the instructions given. **They should upload their work to the assignment for Friday 5th March..**

History

- **Mr Kelly's class 3C** – Civil Rights in the USA –Civil Rights & Schools – Pupils will be learning about segregation in schools in the USA and how this was ended. **These tasks are due for completion by Friday 5th March.**
- **Mr Bennet's classes 3E & 3F** - Both classes are working on the unit entitled Free at Last. Pupils this week are working on examples of non-violent protest in the USA and are looking at the topic of the Freedom Rides. **These tasks are due for completion by Monday 8th March at 9am.**

Modern Studies

- **3G (Mr Merson) and 3D (Mr Birnie)** The classes will be continuing with the terrorism unit in week 8. This will involve doing the work from 6.8 chapter of the textbook and doing the questions. **They should upload their work to the assignment for Friday 5th March.**

RMPS

- **Mr Sneddon's Classes 3.1,3.4,3.5 and 3.6** - Will be continuing the theme of morality, this week reflecting on non-religious views on crime and punishment
- **Mr Kelly's classes 3.2 & 3.3** – Will be continuing the theme of morality, this week reflecting on non-religious views on crime and punishment

Useful Links

- <https://www.bbc.co.uk/bitesize>
- <https://www.natgeokids.com/uk/>
- <https://www.bbc.co.uk/newsround>
- <https://www.historyforkids.net/>
- <https://kids.kiddle.co/Religion>

S3 Technology

Week commencing 1st March

Energy Girls

- **Live Lesson will be held on Thursday from 10:45** with the lecturer Morag Watt, Thursday will be a LIVE LESSON where Morag will continue to look at the next unit which is a wind turbine.

Design Technology

- In the workshop you have been working with metal and you will now complete a series of metal work theory tasks over the coming weeks. A second activity this week will look at the role of a Engineer in Industry and the employability skills required in the job.

Engineering Technology

- Watch two videos on two different types of engineering project.
- Design sketch and annotate one engineering project that will better the environment and one that will make a mundane task easier for you to carry out.

Business

- This week we are going to continue to learn about how technologies has changed the way a business operates.
- Using the ILO10 notes from the files TAB, complete worksheet Four, Five and Six.
- Continue working on the IDEA Award badges, completing at least two this week. Use the checklist to track progress as you are aiming for a bronze award.


Computing

- Relational Databases
- One encompassing task this week
- Design a personal database using a design grid
- Research the information for your database
- Create your database
- Enter the details for some example records

Useful Links

- <http://www.technologystudent.com/>
- <https://idea.org.uk/>
- [GetaGrip Graphics](#)

Important information about your learning

- **We recommend that you spend 4 hours a day on learning.** You can of course do more by completing optional tasks.
- You are encouraged to make up a weekly learning schedule. Please see information on the website and the template which can be downloaded.
- Please contact your teacher through Teams. If you have any difficulty with this, please email the school.
- **Indicate that they are engaging with the learning on Teams by thumbing up your teachers posts.** 

Online learning protocols

- Pupils will have already signed 'An Acceptable Use of ICT Agreement' at the beginning of their school year and this agreement still stands in the virtual learning environment.
- **For pupils:**
 - Only use Glow email addresses for class communication.
 - Submit all assignments on time.
 - Show your engagement online by thumbing up communication posted by your teachers.
 - For any virtual lessons
 - Be punctual.
 - Do not record or take pictures of any part of a livestream / video-conference lesson.
 - Be prepared with materials and device charged.
 - Show respect for everyone and behave as you would be expected to in school.
 - Seek to contribute to the online classroom in a positive manner.
 - Ensure your location is appropriate, place your device so the camera does not show too much of your home (to protect your privacy).
 - Dress appropriately.
- **For parents:**
 - Take an interest in your child's work and the work left for him/her to complete in Microsoft Teams.
 - Help your child find the best place to work (if possible, not a bedroom).
 - Virtual lessons through Teams may be used in some subjects these should not be recorded.
 - Should you need to contact the school this should be done through the normal procedures by telephoning or emailing the school.

Support with online learning

- The following links provide useful information and videos to support with online learning and using Microsoft Teams
 - <https://youtu.be/E3LdeMTNajl>
 - <http://bit.ly/ShireDigitalSupport>
 - Pupil support videos are all posted on PSE Teams.

Creating a weekly learning schedule

- We recommend that you create a daily learning schedule to help structure your day.
- Try to break learning up into blocks of 40 to 50 minutes and then take a 10 to 15 minute break.
- The template below can be downloaded from the school website to create your own schedule [Weekly Subject Information \(mintlawacademy.aberdeenshire.sch.uk\)](http://mintlawacademy.aberdeenshire.sch.uk)

Learning at Home Schedule					
	Monday	Tuesday	Wednesday	Thursday	Friday
Morning					
Afternoon					
Daily exercise					

Example S1/2 - Learning at Home Schedule					
	Monday	Tuesday	Wednesday	Thursday	Friday
Morning	English	Social Subjects	Drama	Languages	Maths
	Art	Technology	Maths	Science	Home Economics
Afternoon	Maths	Music	English	Technology	English
	Science	Languages	PE	Social Subjects	Create a schedule for next week
Daily exercise	PE with Joe Wicks (YouTube)	Outdoor exercise	Dance with Darcey Bussell (Facebook)	PE with Joe Wicks (YouTube)	Outdoor exercise

Choice of Course

Key Dates:

- **Monday 22nd February** – Choice of course information will be available on the school website.
- **Week commencing 1st March** – attend the live session with your Guidance Teacher (times will be posted on the next page).
- **Monday 8th March** – Link will be posted on your House Team to complete your choice form through 'Microsoft Forms'.
- **Friday 12th March** – Choice forms must be submitted through 'Microsoft Forms'.
- Pupils who are leaving should still complete the 'Microsoft Form' and indicate this in their response.

Choice of course information available:

The following information can be accessed through the home page of the school website <https://mintlawacademy.aberdeenshire.sch.uk/>

- This video explains the choice of course process <https://online.clickview.co.uk/share?sharecode=a68e5e2c>
- Choice of course form which can be downloaded along with instructions for each year group.
- Choice of course booklet.
- Subject course information and videos.

Support with choice of course

- Website information <https://mintlawacademy.aberdeenshire.sch.uk/>
- Live session with your Guidance teacher.
- 10-minute Skype call with your Guidance teacher can be requested through Teams or Glow email.
- Contact your teachers through subject Teams and Glow email.
- [Subject Choices tool | My World of Work](#)
- Skills Development Scotland information available on the website.

S4-6 Choice of Course Sessions with your Guidance Teacher

This week your Guidance Teacher will hold a live check in session at the following times. Please attend this session.

Brucklay



Tuesday 2nd March 10.30am - LIVE session for S3/4/5
Tuesday 4th March - 1-3pm 1-1 Drop-in session on Teams
Tuesday 9th March - 10.30am -12pm 1-1 Drop-in on Teams
For drop-in Teams sessions wait in the lobby and Mr Campbell will let you in one at a time.

Deer



Thursday 4th March - 12pm for S4/5
****Email or Teams message Mrs Grant for 1-1 Call**

Mormond



Thursday 4th March - 11.30am for S4/5
****Email or Teams message Miss Martin for 1-1 Call**

Ugie



Tuesday 2nd March 10.30am – LIVE session for S3/4/5
Tuesday 2nd March - Drop-in Sessions 11am-1pm on Teams
Thursday 4th March - Drop-in Session 10.45am -12pm
****Email Mr Reid to book a slot at the drop-in session**

S4-6 Additional Support for Learning

Week commencing 1st March

S4 ELS English	Lesson 1 on "Zoos - for or against?" for Wednesday. Lesson 2 (researching) will be posted on Wednesday for the following week. Mrs Donald	
S4 ELS Maths	Surface area of 3D shapes- work will post on TEAMS. Mrs Bain	
S4 Individual Maths	Work on TEAMS as set. Mrs Bain	
S4 Employability	(Mrs Richards' Group) Responsibilities of Employment. Work will be emailed individually on Monday 1/3/21	
Personal Finance	<p>We are continuing with the new booklet called 'Your Money Matters' and for the next few weeks we will be concentrating on making the most of your money.</p> <ol style="list-style-type: none"> 1) Access Your Money Matters 1 on Teams-Files - Class Materials 2) Read pages 38-39, looking at different methods of payment. 3) Answer questions 1-5 at the bottom of page 39. 4) Create a poster outlining the different methods of payment with an advantage and disadvantage of each. <p>*** Your Money Matters is a big document and can take a while to load off Teams. I would recommend accessing it in the evening and downloading a copy to your own device. ***</p> <p>Any problems please email Mrs McKeown through Glow. Work due 5/3/21</p>	
Employability Skills	<p>Access booklet 'Responsibilities of Employment'. This can be accessed on Teams – Files – Class Materials.</p> <ol style="list-style-type: none"> 1) Read through pages 10-12, looking at job keeping skills in more detail and the importance of the right attitude. 2) Complete activity on page 13, how to deal with problems at work. 3) Page 15 asks you to think about what state of mind can help prevent accidents. Look at the information on page 14. Thinking about the opposite of those suggested on that page will help you complete Page 15. 4) Have a go at page 16. Try to be as honest as you can. This will help you evaluate how effective you would be in the workplace at this time at handling situations and avoiding accidents. <p>Any problems please email Mrs McKeown through Glow. Work due 5/3/21</p>	
Useful Links	<ul style="list-style-type: none"> • Teach your Monster to Read • Nessy • BBC Dance Mat Typing • Door Way Online 	<ul style="list-style-type: none"> • Active Literacy • Help Kidz Learn • Sumdog • Tech and Learn • Twitter - @Mintlaw_SandC

S4-6 Creative Arts

Week commencing 1st March

Art	National 5	<p>Pupils will be in school to complete practical work.</p> <p>National 5 (Mrs Miller and Mrs McAlister's class) are in on a Monday</p> <p>National 5 (Mrs McHugh and Mrs McAlister's class) are in on a Wednesday.</p> <p>There is also a Prompt Practice question due for 1st March. Please see the assignment for more information including the help sheet.</p>
	Higher	<p>Higher Art pupils will be in school on Thursday to complete practical work with Mrs Miller, Mrs McHugh and Mrs McAlister. Please bring all the equipment you have at home back to school.</p>
	Adv Higher	<p>Advanced Higher Art pupils will be in school on Thursday to complete practical work with Mrs Miller, Mrs McHugh and Mrs McAlister. Please bring all the equipment you have at home back to school.</p>
Photography	Higher	<p>Higher Photography pupils will be in school on Tuesdays to work with Mrs Miller. You will need to remember to bring in your memory card, USB and folder back into school so you can continue.</p>
Music	National 5 Higher	<p>Please see your team for National 5 past paper questions.</p>
Drama	National 5	<p>The "Hayfever" cast and costume designers will come in on a Tuesday to work with Miss Arbuthnott.</p> <p>All other National 5 pupils will come in every second Friday to work with Miss Arbuthnott and Mrs Hanlon.</p> <p>The next day that they are in is March 12th.</p> <ul style="list-style-type: none"> • Please continue to learn your lines and complete your Preparation for Performance.
	Higher	<p>Higher Drama pupils will return to school this Friday. They will also be in on the 19th March. All pupils should learn all their lines in preparation for filming their assessments.</p>
	Adv Higher	<p>Pupils will return to school on Wednesdays to work with Miss Molver and Miss Arbuthnott on their practical monologue and interactive performances.</p>
Useful Links	<ul style="list-style-type: none"> • BBC Bitesize • National Theatre • New Creative Arts Faculty Twitter page- @MintlawCreative 	

S4-6 English

Week commencing 1st March

English	National 4	<p>4E3 with Miss Wappler and Miss Bell should access their class teams for work on the Added Value Unit. They will hold a LIVE LESSON on Tuesday 2nd March at 10.45am for 30 minutes on the AVU with students, answering questions about the work. Work will be assigned during the live lesson on Tuesday 2nd.</p> <p>4D3 with Mrs Fowlie and Mr Closs should access their class teams for work on the Added Value Unit. They will hold a LIVE LESSON on Thursday 4th March at 11.00am for 30 minutes on the AVU with students, answering questions about the work. Work will be assigned during the live lesson on Thursday 4th.</p>
	National 5	<p>In the National 5 2020/21 ('big' team with all classes) Mrs Pye, Mr Closs and Miss Wappler will deliver 2 half hour LIVE LESSONS this week, as stated below.</p> <p>Tuesday 2nd March at 1.30pm - RUAE Live Lesson: Live lesson will be looking at Sentence Structure questions with a punctuation-focussed Quiz on Forms, due Monday 8st March</p> <p>Thursday 4th March at 12.30 pm – Critical Reading Live Lesson: Live lesson –Focussed on Critical Essays – what the SQA questions ask, what they mean, how to get a good mark. No new task will be issued this week.</p> <p>Extension work: commonality and key quotes table; writing an 8 mark answer using the materials from the ppt; any of the scholar task that they haven't completed already.</p> <p>Other/Extension Work: Essay text tasks may be assigned by individual class teachers.</p>
	Higher	<p>In the Higher 2020/21 ('big' team with all classes) Mrs McCluskey and Miss Bell will deliver 2 LIVE LESSONS this week, as stated below.</p> <ol style="list-style-type: none"> 1. Tuesday 23rd of February 3.50pm to 4.20pm: Whole-cohort Critical Essay Live Lesson – no task will be assigned from Miss Bell and Mrs McCluskey. Individual Class teachers may assign essay tasks that will need completion. 2. Thursday 25th of February 3-3.30pm: Whole-cohort Critical Essay Live Lesson – no task will be assigned from Miss Bell and Mrs McCluskey. Individual Class teachers may assign essay tasks that will need completion. <p>Class teachers are in the process of organizing class specific Live Lessons delivering on class-specific essay texts - please be aware of this input, and make sure to be there.</p>

		<p>Other/Extension Work: Essay text tasks may be assigned by individual class teachers. There are also Extension tasks clearly labelled in each Week's PPTs using SCHOLAR and 'The Learning Cauldron' How to Analyse Poetry – Norman MacCaig videos on YouTube. (Students should ask teachers for SCHOLAR log in details if they do not know them.)</p>
	Adv Higher	<p>The Advanced Highers have 2 LIVE LESSONS this week with Mr Holding and Mrs Fowlie on the following sections of the AH English Course.</p> <ul style="list-style-type: none"> • Monday 1st March: Live Lesson @ 10:30am. You will have your dissertations returned prior to this date. This live lesson will talk through common errors and allow you to ask questions- please come prepared. Remember that no questions are silly questions and dissertation feedback is limited (due to SQA restrictions), so use the opportunity to ask. • Thursday 4th - Live Lesson @ 2:10pm Introductions will have been handed in on Wednesday 3rd using the relevant assignment. Thursday's Live Lesson @ 2:10pm will flip the learning. We will 'share' your introduction with the class on screen. Discussion of each introduction will follow: thinking about strengths and weaknesses. If you would like, we can keep your work anonymous, however you are all supportive and kind so we don't think this will be problematic! The lesson will end with some guidance/reminders for completing next part of essay- the first two main body paragraphs. • LS 2 main body paragraphs assignment will be assigned today after the lesson. Your task is to write your 2 paragraphs in no more than 30 minutes using Forms. This is due for Monday 15th March.
Media	National 5	<p>The National 5s have NO LIVE LESSON on Monday 1st at 2.30pm.</p> <p>They will be completed a Timed Practice to help them practice their skills analysing a Poster, answering a Role of the Media question and one Key Aspect Question.</p>
	NPA Film & Media	<p>Work will be posted on the NPA Teams.</p> <p>Students will be issued a Shot Recreation Task to work on – where they are recreating either a classic shot from The Empire Strike Back, Reservoir Dogs or Blade Runner. This is due 5th of March.</p>
	Higher	<p>The Highers have NO LIVE LESSON on Monday 1st at 1.30-2pm.</p> <p>They will be completed a Timed Practice to help them practice their skills discussing the Roles of the Media.</p>
Useful Links	<ul style="list-style-type: none"> • BBC Bitesize • SQA • The Learning Cauldron on YouTube • SCHOLAR • Twitter #RUAE • @MintlawEnglish 	

S4-6 Health & Wellbeing

Week commencing 1st March

PE	National 5	<p>Pupils should refer to their own class teams for more information about the work.</p> <p><u>Miss Coleman's Class</u></p> <ul style="list-style-type: none"> • FORMS assignment – 2i Decisions for making a training programme • Practical: CRE training to maintain fitness for one-off performance – minimum of 20 minutes each day <p><u>Mr Robertson's Class</u></p> <ul style="list-style-type: none"> • Check teams for work on DATA COLLECTION for Emotional Factors. <p><u>Miss Anderson's Class</u></p> <ul style="list-style-type: none"> • Theory: 'Evaluate' task - related to 3d. See Teams to access the recorded lesson and tasks. • Practical: Pupils should continue to complete workouts using resources in Notebook for support and record in 'practical' folder • Recommended: Live study support Teams meet (Thursday 3-3.30pm) (Optional)
	Higher	<p>Social Factor</p> <p>Check teams for lesson and task related to the Social Factor- approaches. Remember you can attend one of the live check-in sessions during the week to get further support and feedback on any of the new or old tasks. (Tues- 10.45am, Thurs- 3pm)</p>
Sports Development	NPA	Audit – Extra-Curricular Opportunities Presentation. (See Teams)
Dance	National 5	<ul style="list-style-type: none"> • Complete choreography review question 3a and 3b • Ghost Dances- additional questions and revision
	Higher	<ul style="list-style-type: none"> • Complete choreography review question 2b • Complete ghost dance tasks – additional questions and revision

Heath & Food Technology	National 5	Carry on with written assignment as directed after our individual catch ups last week. Further check in chats will be emailed to the class and carried out on Thursday morning (4 th March).
	Higher	Complete written question posted on Team. Pupils should begin their 2 nd investigation – please agree aims before beginning research.
Cake Craft	National 5	Pupils will be in school Monday and Tuesday to complete practical tasks. Please refer to the email that Mrs McGillivray has sent to you about the return to school and what to bring/do prior to our return to school.
Practical Cookery	National 4	Pupils will be completing a time plan for Sweet Potato Soup and Savoury Scone.
	National 5	Pupils will be in school Wednesday, Thursday, Friday (one group each day, same groups as last week) to complete the following practical tasks – Haggis Bon Bons, Savoury Bake, Chocolate and Orange Gateau. Please bring an apron and 3 suitable containers (including an ovenproof dish) for taking food home. All online work from previous weeks should be completed before attending school. Please bring your Understanding and Using Ingredients assessment booklet if not already done so.
Useful Links	<ul style="list-style-type: none"> • @mintlaw_health • The BodyCoach TV (YouTube) • Aberdeen Community Trust Secondary School (afcommunitytrust.org) 	

S4-6 Mathematics

Week commencing 1st March


Pupils are being reminded to watch the Videos that staff are posting on their Class Team. These videos show their teachers talking through the relevant sections within their note booklets and include sections with the class teacher going over worked examples. When these have been posted they should be watched before the work set is attempted.

Maths	National 4	<p>4E3 (Mr Forbes/Mrs Gruer) and 4D4 (Ms Wright)</p> <p>These classes are continuing to work through the National 4 course. Individuals will know which topic they are currently working on.</p> <p>Pupils have their own personal copies of the resources required for this work. Completed versions of the National 4 Course Notes are available via GLOW and a link to them will also be posted on your class TEAM</p> <p>More specific information will be issued to each class by their class teacher via Teams</p> <p>Pupils should indicate that they are engaging with their learning by acknowledging the posts from the teachers with the THUMBS up icon – we are using this to take a register for our classes</p>
	National 5	<p><u>S4/5/6</u></p> <p>4D1 (Mr Forbes), 4D2 (Mrs Gruer and Ms Ferguson), 4E1 (Mrs Hynd) and 4E2 (Ms Ferguson). Senior Pupils within 4D2 and 4E2. Class Teams have already been actively used throughout the session for these classes.</p> <p>The classes are continuing with working from the Applications Unit on the work involving the Triangle Formulae – these formulae are used in non-right-angled triangles. The three formulae introduced in this section of the work are the Area of a Triangle Formula, Sine Rule and Cosine Rule. These formulae help us to find the area of these triangles and missing sides and/or angles within these triangles.</p> <p>Pupils have their own personal copies of the resources required for this work. A completed version of the Applications Note booklet is available via GLOW and a link to it will also be posted on your class TEAM</p> <p>More specific information will be issued to each class by their class teacher via Teams</p> <p>Pupils should indicate that they are engaging with their learning by acknowledging the posts from the teachers with the THUMBS up icon – we are using this to take a register for our classes</p>
	Higher	<p>MAHIA1 - Ms Ferguson and MAHIB1 - Mr Forbes. Class Teams have already been actively used throughout the session for these classes.</p> <p>This week these classes will be starting the next topic from Unit 3 – Applying Algebraic Skills to Circles.</p> <p>Pupils have their own personal copies of the resources required for this work. A completed version of the Applying Algebraic Skills to Circles booklet is available via GLOW and a link to them will also be posted on your class TEAM.</p> <p>More specific information will be issued to each class by their class teacher via Teams</p> <p>Pupils should indicate that they are engaging with their learning by acknowledging the posts from the teachers with the THUMBS up icon – we are using this to take a register for our classes</p>

<p>Maths</p>	<p>Adv Higher</p>	<p>MAAHIB1 - Ms Ferguson – A Class Team has already been actively used throughout the session for this class. This week the class will be continuing with the topic – Applying Geometric Skills to Complex Numbers from Unit 3.</p> <p>Pupils have their own personal copies of the resources required for this work. More specific information will be issued to each class by their class teacher via Teams Pupils should indicate that they are engaging with their learning by acknowledging the posts from the teachers with the THUMBS up icon – we are using this to take a register for our classes</p>
<p>Applications Maths</p>	<p>National 4</p>	<p>S5/6 – (Mrs Gruer and Mrs Hynd).</p> <p>This week this class will be carrying on from the position that they were at the end of last week. The class is currently working from the Geometry and Measures Unit</p> <p>A completed version of the Geometry and Measures Note Booklet is available via GLOW and a link to them will also be posted on your class TEAM.</p> <p>More specific information will be issued to each class by their class teacher via Teams Pupils should indicate that they are engaging with their learning by acknowledging the posts from the teachers with the THUMBS up icon – we are using this to take a register for our classes</p>
	<p>National 5</p>	<p>S4 - 4D3 (Mrs Hynd)</p> <p>This class is now in the position that they have completed the course contents. They will be carrying out revision and consolidation of the material covered in preparation for sitting assessments when they return to the school building. The results of these assessments will be used to facilitate the process of gathering evidence for their course award.</p> <p>S5/6 – (Mrs Gruer and Mrs Hynd). Pupils within this class have spread out.</p> <ul style="list-style-type: none"> • Those still working through the course should be working from the Geometry and Measures Unit • Those who have completed the coursework will be carrying out revision and consolidation of the material covered in preparation for sitting assessments when they return to the school building. The results of these assessments will be used to facilitate the process of gathering evidence for their course award. <p>Pupils have their own personal copies of the resources required for this work. A completed version of the Geometry and Measures Note Booklet is available via GLOW and a link to them will also be posted on your class TEAM.</p> <p>More specific information will be issued to each class by their class teacher via Teams Pupils should indicate that they are engaging with their learning by acknowledging the posts from the teachers with the THUMBS up icon – we are using this to take a register for our classes</p>
<p>Useful Links</p>	<ul style="list-style-type: none"> • SCHOLAR http://scholar.hw.ac.uk/ • www.maths180.com • https://www.national5maths.co.uk/free-national-5-maths-2/ • https://www.national5maths.co.uk/n5-lifeskills-maths/ • https://www.highermathematics.co.uk/ • https://www.advancedhighermaths.co.uk/free-ah-maths/ 	

S4-6 Modern Languages

Week commencing 1st March

French German Spanish	National 4 National 5	Please consult your Modern Languages Team for detailed instructions and resources issued via assignments each week and Linguascope/Quizlet/BBC Bitesize and SCHOLAR for supplementary vocabulary and grammar activities. Please refer to information issued via your TEAMS for any online lessons/support. Live lesson – N5 French Mr Méthivier - Friday @ 1pm weekly Live Lesson – N5 French Miss Morris – Thursday @ 9am weekly Live Lesson – N5 German Mrs McSeveney – Thursday @10am weekly
	Higher	Please consult your Modern Languages Team for detailed instructions and resources issued via assignments each week and Linguascope/Quizlet/BBC Bitesize and SCHOLAR for supplementary vocabulary and grammar activities. Please refer to information issued via your TEAMS for any online lessons/support. Live Lesson - French Mr Méthivier - Friday @ 2pm weekly Live Lesson - German Mrs Bream/Miss Morris - Thursday @ 12.30pm weekly
	Adv Higher	Please consult your Modern Languages Team for detailed instructions and resources issued via assignments each week and Linguascope/Quizlet/BBC Bitesize and SCHOLAR for supplementary vocabulary and grammar activities. Please refer to information issued via your TEAMS for any online lessons/support. Live Lesson - French Mr Méthivier - Thursday @ 12pm weekly Live Lesson - German Mrs Bream/Miss Morris – Thursday @12.30 pm weekly
Useful Links	<ul style="list-style-type: none"> • www.linguascope.com • www.quizlet.com • www.scholar.hw.ac.uk • https://www.bbc.co.uk/bitesize/subjects/z2mxsbk • http://www.bbc.co.uk/languages/spanish/mividaloca/ep01/ • @MfiMintlaw <div style="text-align: right; margin-top: 20px;">  </div>	

S4-6 Science

Week commencing 1st March

Biology	National 4 National 5	<p>Each week, your teacher will give you instructions on the week's work through Teams – Assignments and Teams - Posts. Tasks will include, using the presentations to fill in your class booklet, video clips, research, creative tasks, BBC Bitesize, Education Perfect, Scholar, SQA past paper questions.</p> <p>This week we will continue working through Topic 2: Multicellular Organisms, booklet 1. Please check the Topic 2 folder on your class Team for materials such as class booklets, presentations, video walk through and activities.</p> <p>Full instructions for this week's tasks can be found on Teams – Assignments. Please continue to use thumbs up when your teacher posts work so that we can see how and when you are engaging. Try your best to complete all tasks given by the deadline and use Teams/Glow e-mail to contact your teacher with any difficulties you are having.</p>
	Higher	<p>Each week, your teacher will give you instructions on the week's work through Teams – Assignments and Teams - Posts. Tasks will include, using the presentations to fill in your class booklet, video clips, research, creative tasks, BBC Bitesize, Scholar, Microsoft Forms, SQA past paper questions.</p> <p>This week we will complete Metabolism and Survival, booklet 1 then begin booklet 2. Please check the Metabolism and Survival folder on Teams for class booklets, presentations, video walk through and activities.</p> <p>This week's task is to study Key Area 3 - Metabolic rates and then move on to Key Area 4 - Metabolism in conformers and regulators. Full instructions can be found on Teams – Assignments. Please continue to use thumbs up when your teacher posts work so that we can see how and when you are engaging. Try your best to complete all tasks given and use Teams/Glow e-mail to contact your teacher with any difficulties you are having.</p>
	Advanced Higher	<p>Each week, your teacher will give you instructions on the week's work through Teams – Assignments and Teams - Posts. Tasks will involve, using the presentations to fill in your class booklet, watching video clips, research, Scholar activities, SQA past papers.</p> <p>This week we will complete Topic 2 Organisms and Evolution Booklet 2. Check the Topic 2 Channel on Teams for class booklets, presentations, video walk through and activities.</p> <p>This week's task is to study Key Area 2.4.b. Reproductive behaviours and strategies, and then complete an online mid-topic assessment. Full instructions can be found in Teams – Assignments. Please continue to use thumbs up when your teacher posts work so that we can see how and when you are engaging. Try your best to complete all tasks given and use Teams/Glow e-mail to contact your teacher with any difficulties you are having.</p>

	National 4 National 5	<p>This week we continue looking at Metals – specifically how they react with water/acids and how they can be extracted from their ores. Check your class Teams page on Monday for specific instructions.</p> <p>Remember, at all times, you will be able to access digitised versions of class booklets, and any support documents such as PowerPoints, weblinks and other learning materials all from the class Teams page.</p> <p>Please use thumbs up when your teacher posts work so that we can see how and when you are engaging. Also, try your best to complete any tasks given and use Teams/Glow Email to contact your teacher with any difficulties you are having.</p>
Chemistry	Higher	<p>Pupils should access instructions for this week through their class Teams page. All materials required; booklets, PowerPoints, audio files, quizzes etc. can be accessed through the Teams page. Please contact your class teacher if you experience any difficulties.</p>
	Advanced Higher	<p>This week, we will complete the second Organic booklet! For each piece of work assigned, there should be references in the booklet to websites/YouTube clips etc that will help you complete the work. I will also provide introductory/summarising videos to hopefully help the learning! As ever, though – please feel free to ask questions as we work through the booklet. Use the “Help” or “General” channel in Teams to post any questions you may have</p> <p>This week the focus will be on looking at “Aromatics and Electrophilic Substitutions”</p> <p>Remember to log-on to the Live Lesson on Tuesday – armed with questions!</p>

Physics	National 4 National 5	<p>This weeks work revolves around Projectile motion and how objects fall in a gravitational field while moving forwards. There will be file in your teams folder with links to voice over videos (in Clickview), the Scholar notes to be read and the notes in your pdf notes to be filled in.</p> <p>Make sure that you can complete the problems in your notes and Scholar before attempting the quiz assignment for Friday.</p>
	Higher	<p>This weeks work will look at P-N junctions and will finish the course.</p> <p>There will be instructions in the Teams folder and the video voice overs are already there.</p> <p>There will be 2 quizzes on Friday – short semi conductor quiz and a more detailed electricity quiz.</p> <p>An end of unit assessment will follow next week.</p>
	Advanced Higher	<p>This week we will be looking at inductance. I will do a wee video explaining inductance and, as always, there will be two tutorials to do on inductance and the inductance section in scholar. I will take time to check the number this week!!</p> <p>We are almost finished the course. Just EM radiation and are a couple of wee loose ends to tidy up but we are almost there! Well done everyone, keep up the good work!!!</p> <p>Remember you should have completed</p> <ul style="list-style-type: none"> • Reading through your notes and the scholar notes and watching my video. • Scholar Electromagnetism section – inductors test. • Tutorials on inductors 8 and 8.1 (I've checked). <p>I will issue each week's work through assignments on a Monday for Friday but you should take time to plan when you are going to do the work through the week.</p> <p>Remember, any concerns just tag me in a comment and I'll help. If you choose to email Mr McIntosh through Glow perhaps tag Mr McIntosh in a comment on teams just to say you've sent him an email would be helpful</p>
Useful Links	<ul style="list-style-type: none"> • https://scholar.hw.ac.uk/login • http://nat5biopl.edubuzz.org/ • https://www.evans2chemweb.co.uk/ username: mintlaw password: chemweb • https://mrmackenzie.co.uk/ • https://www.khanacademy.org/science • https://www.educationperfect.com/ • https://www.bbc.co.uk/bitesize • @MintlawSci 	

S4-6 Social Subjects

Week commencing 1st March

Geography	National 4 National 5	<p>Miss Owen's Class will be continuing to work on their Limestone unit and will be looking at the formation of different Limestone features. This week they will also be looking at answer structure as part of their course revision exercise. They should upload their work to the assignment for Friday 5th March.</p> <p>Mrs Lawson's Class will be continuing to learn about Upland Limestone Landscapes – looking at the formation of caverns, stalactites and stalagmites, gorges and intermittent drainage. They will also be doing a timed Past Paper Question based on Limestone. They should upload their work to the assignment for Friday 5th March.</p>
	Higher	<p>This week the class are continuing to look at Migration and will be focusing on forced migration and the Syrian Refugee Crisis. They will also be looking at answer structure as part of their revision. They should upload their work to the assignment for Friday 5th March.</p>
Travel & Tourism	National 5	<p>The class will be continuing their Race Across the World Project and will be completing stage 3 of their journey between Panama City and Quito. The class should check TEAMS regularly for updates on this stage of their journey. They should upload their work to the assignment for Friday 5th March.</p>
History	National 4 National 5	<p>Mr Kelly's class - Pupils will be learning about Free at Last? Pupils will be learning about the causes and events of the race riots of the 1960's and the death of Martin Luther King.</p> <p>Mr Bennett's class - The National 4/5 pupils this week this week are to firstly to continue to revise for their History Exam using the revision materials which were issued before the Christmas Holidays, but also are to complete tasks on Problems in the Ghettos and the Death of Martin Luther King. These tasks are due for completion by Monday 8th March at 9am.</p>
	Higher	<p>The Higher pupils this week are firstly to continue to revise for their History Exam using the revision materials which were issued before the Christmas Holidays, but are also to watch a short documentary on the Fall of Tsarism in Russia and to complete the 16 questions/tasks on the Causes of the Russian February Revolution in 1917. This task is due for completion by Monday 8th March at 9am.</p>

Modern Studies	National 4 National 5	<p>National 4 pupils will work on their AVU. Help sessions will be offered on TEAMS for each pupil to assist with finalising their AVU projects.</p> <p>National 5 pupils will involve students continuing to look at influence in a democracy focussing on the media. They should upload their work to the assignment for Friday 5th March.</p>
	Higher	<p>The class will be doing in week 8 source work for their Higher Modern Studies Paper 2 exam preparation. This will involve doing a 10-mark objectivity and 8-mark reliability question.</p>
	Advanced Higher	<p>This we week we will be looking at research methods exam questions (Section 2 of the SQA paper)</p>
Politics	Higher	<p>The class will be doing in week 8 the Lesson 2 (Part 3) 12-mark essay. This will involve using a PowerPoint, workbook notes and writing frame to produce their work.</p>
Useful Links	<ul style="list-style-type: none"> • https://www.bbc.co.uk/bitesize • @mintlawsocsub • https://www.understandingstandards.org.uk/ 	

S4-6 Technology

Week commencing 1st March

Business Management	National 4 National 5	This week will be revising understanding business using a graphic organiser specifically compiled on the topic areas. Further practice on command word questions on various topics covered in the course. Friday submission.
	Higher	This will we will be revising Understanding Business topic, with command word questions. Friday Submission.
Administration	National 4 National 5	The week will be further practice for the assignment which will prepare you for completing the assignment. Tasks will be based on word processing and theory elements (MoM, Agenda, tables, reliable sources of information and customer service). All work to be printed to OneNote as per instruction in the assignment. Friday submission.
Engineering Skills for Work	National 5	Design Tasks – Design plays an important role in the life of an Engineer this week we are starting to look at the process of Design – In particular the Brief through to Research Using the live Lesson Tuesday 2nd March 2.30pm and the supporting videos we will start the process of designing a Wind Turbine for Manufacture in class. This will be a group based project.

Engineering Science	National 4 National 5	Stress & Strain Topic. LIVE LESSON Monday 1st March. We will then move on to revision of flow charts in programmable control on Wednesday.
	Higher	New Topic! OP Amps – LIVE LESSON Monday at 10.00am and Wednesday at 11.00am Submission due Wednesday 3rd March 12pm and Op Amp Questions Mon 8th Mar 9am.
Graphic Communication	National 4 National 5	This week will be split into shorter tasks and work should be submitted by 5th March 2021. We will look to consolidate our learning of 'Design Elements & Principles and British Standards.
	Higher	The week will be split into 3 shorter tasks and work should be submitted by 5th March 2021. We will consolidate our learning on 'Design Elements & Principles 1', 'Design Elements & Principles 2' and 'Understanding and Creating Sections'
Woodwork	National 4 National 5	Individual revision to focus on exam style questions while some pupils are in school.
Useful Links	<ul style="list-style-type: none"> • @Mintlawtech • http://www.technologystudent.com/ 	

S5/6 Wider Achievement

Week commencing 1st March

Film & Media:
NPA

Work will be posted on the NPA Teams. Students can tune into a **LIVE LESSON Friday at 11.30 am in the NPA Film and Media teams** to chat about our plans to continue working on our NPA Film and Media award.

PC Passport:
NPA

Higher and Advanced Higher subjects should take priority but if you have time continue to work through PC Passport Units on Word Processing and Excel. Booklets and further instructions can be found on Teams.

Year Book

Keep checking the Yearbook Teams page for any information relating to the completion of the Yearbook.

NESCOL School Link Courses

Week commencing 1st March

All courses

It is important that you continue to complete work set by your lecturer through Blackboard and attend any live lessons. Please continue to check the school Team for any updates.

If you have any issues accessing work then you should contact your lecturer via Blackboard or email schools@nescol.ac.uk.