


S1 - Work Instructions for Week Commencing 8th February

Important information about your learning

- **We recommend that you spend 3 hours a day on learning.** You can of course do more by completing optional tasks and 'Idea of the Day' available on the Covid section of the website.
- You are encouraged to make up a weekly learning schedule. Please see information on the website and the template which can be downloaded.
- Please contact your teacher through Teams. If you have any difficulty with this, please email the school.
- **Indicate that they are engaging with the learning on Teams by thumbing up your teachers posts.** 

Online learning protocols

- Pupils will have already signed 'An Acceptable Use of ICT Agreement' at the beginning of their school year and this agreement still stands in the virtual learning environment.
- **For pupils:**
 - Only use Glow email addresses for class communication.
 - Submit all assignments on time.
 - Show your engagement online by thumbing up communication posted by your teachers.
 - For any virtual lessons
 - Be punctual.
 - Do not record or take pictures of any part of a livestream / video-conference lesson.
 - Be prepared with materials and device charged.
 - Show respect for everyone and behave as you would be expected to in school.
 - Seek to contribute to the online classroom in a positive manner.
 - Ensure your location is appropriate, place your device so the camera does not show too much of your home (to protect your privacy).
 - Dress appropriately.
- **For parents:**
 - Take an interest in your child's work and the work left for him/her to complete in Microsoft Teams.
 - Help your child find the best place to work (if possible, not a bedroom).
 - Virtual lessons through Teams may be used in some subjects these should not be recorded.
 - Should you need to contact the school this should be done through the normal procedures by telephoning or emailing the school.

Support with online learning

- The following links provide useful information and videos to support with online learning and using Microsoft Teams
 - <https://youtu.be/E3LdeMTNajl>
 - <http://bit.ly/ShireDigitalSupport>
 - Pupil support videos are all posted on PSE Teams.

Creating a weekly learning schedule

- We recommend that you create a daily learning schedule to help structure your day.
- Try to break learning up into blocks of 40 to 50 minutes and then take a 10 to 15 minute break.
- The template below can be downloaded from the school website to create your own schedule [Weekly Subject Information \(mintlawacademy.aberdeenshire.sch.uk\)](http://mintlawacademy.aberdeenshire.sch.uk)

Learning at Home Schedule					
	Monday	Tuesday	Wednesday	Thursday	Friday
Morning					
Afternoon					
Daily exercise					

Example S1/2 - Learning at Home Schedule					
	Monday	Tuesday	Wednesday	Thursday	Friday
Morning	English	Social Subjects	Drama	Languages	Maths
	Art	Technology	Maths	Science	Home Economics
Afternoon	Maths	Music	English	Technology	English
	Science	Languages	PE	Social Subjects	Create a schedule for next week
Daily exercise	PE with Joe Wicks (YouTube)	Outdoor exercise	Dance with Darcey Bussell (Facebook)	PE with Joe Wicks (YouTube)	Outdoor exercise

S1 Additional Support for Learning

Week commencing 8th February

S1 ELS Maths (1D2 group & RW)

There will be an assignment in the 1D2 Maths team. It will go live on Monday at 1pm and is **due on Thursday by 4pm**. Live Lesson details will be posted on the Team and the meeting will be on Tuesday afternoon. Please contact me by glow email if you are having problems accessing the work. Mrs Verth

S1 ELS English (1D2 & 1M1)

There will be an assignment in the 1M1 & 1D2 English team for all of you. It will go live on Monday at 1pm and will be **due in on Thursday by 4pm**. Live lesson details for the group will be posted in the S1 team and the meeting will be on Tuesday afternoon. Please contact me by glow email if you are having problems accessing the work. Mrs Verth

Useful Links

See TEAMS or refer to your letter sent home

- [Teach your Monster to Read](#)
- [Nessy](#)
- [BBC Dance Mat Typing](#)
- [Door Way Online](#)
- [Active Literacy](#)
- [Help Kidz Learn](#)
- [Sumdog](#)
- [Tech and Learn](#)
- [Twitter - @Mintlaw_SandC](#)

S1 Creative Arts

Week commencing 8th February

Art

- Please see your Art team for your next assignment. Well Done to all who completed the Falling task last week.
- There are resources attached to the assignment to help you. Please use your homework jotter or if you don't have this a piece of paper is fine. Please take a picture of your work (making sure it is in focus) and upload it by the deadline.

Music

- Please see you Music Team for all the information you need. This week S1 classes will be looking at Songs played by the Orchestra.

Drama

- Please see your S1 Drama Team for a new unit looking at form and structure. This week look out for a lesson on different forms of drama. Look at the information and then complete the quiz.

Useful Links

- [BBC Bitesize](#)
- [National Theatre](#)
- Look out for the new Creative Arts Faculty twitter page – @MintlawCreative

S1 English

Week commencing 8th February

Remember to use the **PPT Audio version of the story Licked** by Paul Jennings to have it read to you by Mr Closs, or use the **word document version** to read it yourself. Both will be in your TEAMS files.

Licked Week 4 PPT: Learners should work through the 'Licked' Unit of work completing Core Tasks: Due Friday 19th of Feb at 3pm.

Task 1 – Hill Climb Task

Task 2 – Questions on the structure of the story.

Extension Task: Crossword

Remember to 'thumbs' up your teacher's post so we know you've seen them. Finally, please try to complete the weekly tasks – if you have any issues or concerns use the Teams page to contact your teacher.

Useful Links

- [BBC Bitesize](#)
- [@MintlawEnglish](#)
- <https://freerice.com/categories/english-vocabulary>

S1 Health & Wellbeing

Week commencing 8th February

PE

We want to encourage everyone to remain as active as possible while at home and be completing regular exercise.

For this week's task pupils should:

- Access Teams to see a range of fitness resources and links.
- Pick a workout to try that fits in with their timetable and resources.
- Fill out a short 'form' through the assignments to let us know what they tried and how they got on.

HE

- Journey of Food - Prepare a recipe using Oats (or any other cereal) – pupils can use the flapjack recipe given or use one of their own. Create an iMovie of you making your recipe. If you do not have access to iMovie then create a storyboard showing what you did. An assessment has been set in teams to create a poster promoting the use of oats. Due to the mid-term break pupils will get until **19th Feb to complete this task.**
- Miss Macdonald's classes – Pupils are to cook their choice of recipe and create an iMovie to demonstrate what they did. An example will be uploaded in our teams. If pupils do not have access to iMovie they can create some form of picture storyboard of what they did, real or cartoon! Due to the mid-term break pupils will get until **19th Feb to complete this task.**

Useful Links

- [@mintlaw_health](#)
- [The BodyCoach TV \(YouTube\)](#)
- foodafactoflife.org.uk
- [Aberdeen Community Trust | Secondary School \(afccommunitytrust.org\)](http://afccommunitytrust.org)

S1 Mathematics

Week commencing 8th February

- This week we are continuing with the Algebra Topic. **Pupils should have their own personal copy of the Note Booklet and Work Booklet for this topic.** The resources for this topic are available via GLOW and links to them will also be posted on your class TEAM
- More specific information will be issued to each class by their class teacher via TEAMS
- Pupils should indicate that they are engaging with their learning by acknowledging the posts from the teachers with the THUMBS up icon – we are using this to take a register for our classes
- Any pupil who completes the work set by their teacher can login to their SUMDOG account to complete further challenges.

Useful Links

- www.maths180.com

S1 Modern Languages

Week commencing 8th February

- We will continue to work on the new topic of “Le collège”. This week focusing on les profs and adjectives as our grammar point. All S1 classes are working on the same topic and work as we complete online learning, so you are able to ask classmates and friends in other classes for help if you need it.
- Please consult your Modern Languages Team for detailed instructions and resources issued via assignments each week.
- Your work for the week will be issued on a Monday and you have the rest of the week to complete the activities.
- Each week there will be a range of tasks, some online, some offline etc and whilst we encourage you to complete all the activities assigned, we understand that this may not always be possible.
- You can also use Linguascope/Quizlet/BBC Bitesize and blooket.com for supplementary vocabulary and grammar activities.
- Your teachers are available to help if you need it via email, live chat or messages. @yourteacher or send them an email via GLOW.
- Pupils are asked to submit evidence of their completed work via assignments (turn in function). This can be completed worksheets or photos of completed work for example. Please note, you do not have to submit evidence of every activity set in assignment.
- **LIVE LESSONS are Friday @12pm.** Join the Live Lesson Team.

Useful Links

- www.linguascope.com
- www.quizlet.com
- www.blooket.com
- <https://www.bbc.co.uk/bitesize/subjects/z2mxsbk>



S1 Science

Week commencing 8th February

- Hello S1 Scientists!
- **PLEASE NOTE THAT ASSIGNMENTS/TASKS POSTED FOR THIS WEEK WILL NOT NEEDED TO BE HANDED IN UNTIL FRIDAY 19th FEBRUARY.**
- We are now well up and running with our Science online learning! You should now be confident with accessing files, completing tasks, posting questions on chat and completing assignments. Should you need more support with this, please contact your teacher!
- **At the beginning of this week, check TEAMS for your weekly task!**
- That task might be to complete work from your booklet, do some research, complete a quiz or something else completely! In addition, you may now be using the excellent resource "Education Perfect" for which we have been given special access.
- Whichever task you are given, the idea is that we try to work our way through the topics in a similar way we would if you were in school. We realise that you have a number of other subjects to complete and so your weekly task should not take too long!
- Classes will be on a different topic or at least at a different stage of a topic so each class's task will vary from week to week. Log on to your Science Teams page and see what you must do this week
- **Finally, please try to complete the weekly tasks – if you have any issues or concerns use the Teams page or GLOW email to contact your teacher.**

Useful Links

Remember, you may well be using the excellent resource <https://www.educationperfect.com/>.

It's a great resource and we have been particularly issuing it to pupils in S1/S2 and even some S3 and above. If you have been asked to go on it and are having trouble, just contact your teacher. However, for most...your username will be your GLOW E-MAIL ADDRESS, and your password will be your first name (all lower case).

Being able to use this website will allow us to keep on ticking over with the various topics in the S1/S2 course. Tasks are directed to you and involve, reading, watching video clips, filling in blanks, answering quiz questions.

We know that you have lots of other subjects to do as well, so the tasks should never take too long!

<https://www.bbc.co.uk/bitesize>

S1 Social Subjects

Week commencing 8th February

1B1 – Are continuing to work on Living and Working in Scotland and will be learning about weather and its impact on farming. They will also be creating their own home weather forecasts. They will have slightly longer to complete the tasks due to the February break so they should **upload their work to the assignment for Friday 19th Feb.**

1D1 – Pupils will be looking at Decision making in Scotland and how living in a democracy affects our lives.

1D2 – Are continuing to work on Scottish Power and will be looking at Life in the Stone Age. They will also be creating their own cave art. They will have slightly longer to complete the tasks due to the February break so they should **upload their work to the assignment for Friday 19th Feb.**

1M1 – Week 5 work will involve doing the work from the Living and Working and Scotland Task 5 using the workbook and PowerPoint.

1M2 – Pupils will be looking at Decision making in Scotland and how living in a democracy affects our lives.

1U1 – Living and working in Scotland Lesson 8 – Pupils will be learning about the different types of farming that we have in Scotland and what is required for each of them.

1U2 – The class will be starting on a new topic – Living and Working in Scotland. They will be learning about settlement sizes, reasons for the location of settlements and settlement hierarchies. They will have slightly longer to complete the tasks due to the February break so they should **upload their work to the assignment for Friday 19th Feb.**

Useful Links

<https://www.bbc.co.uk/bitesize>
<https://www.bbc.co.uk/newsround>
<https://www.historyforkids.net/>

S1 Technology

Week commencing 8th February

Week 2 please select another 3 menu items to complete

Menu 2

Pupils will find the 'Faculty of Technologies Menu' in the assignments section of their class teams and should choose one starter, one main course and one pudding to complete each week.

Tasks have been designed to either revise topics covered last term or to introduce this terms work. The menu covers our various curriculum areas; Design & Technology, Business Studies and Computing. Support materials for each task can be found in the 'files' section of each team and a video guide is also available. Pupils can choose to complete their three tasks at any point during the school week but **should hand in completed work by Friday 19th lunchtime** .

Keep an eye on our twitter feed **@Mintlawtech** as we share lots of brilliant pupil work each week!

Useful Links

- Useful websites will be embedded into teams
- <http://www.technologystudent.com/>

S1 TRUST

Week commencing 8th February

Trust Lesson 3 – Job Search Task

This is a follow-on lesson from the previous careers adviser task. I want you to use the *'My World of Work'* website and answer questions about different jobs. You can choose ANY 2 jobs you want (preferably ones you might be interested in), so long as they are on the website.

Simply go to the website <https://www.myworldofwork.co.uk/> then use the search function at the top right of the page and you will be brought to a page with all the information you need for your chosen job. You should answer the questions below for both of your job choices and submit your answers typed or written.

1. What is the job?
2. What would you be doing for that job?
3. What skills would be useful in the job?
4. What qualifications would you need to do this job?
5. What school subjects would be useful for this job?

Children's University

Pupils who have signed up for Children's University can continue to collect credits for a range of activities. The following links will give ideas or activities that can gain you credits. Remember to keep evidence of any activities you complete and log these in your CU Passport and on Aspire.

- School CU Teams Page – pupils can contact Mr Donaldson through this page
- Aspire
- [Free activity sheets Children's University Scotland](#)
- [PowerPoint Presentation \(childrensuniversity.scot\)](#)
- [Idea of the Day \(mintlawacademy.aberdeenshire.sch.uk\)](#)


Not signed up for CU but interested in being involved?

- See <https://childrensuniversity.scot/> for more information
- Parents can sign up using this link <https://eu.jotform.com/CUScotland/Aberdeenshire>



S2 - Work Instructions for Week Commencing 8th February

Important information about your learning

- **We recommend that you spend 3 hours a day on learning.** You can of course do more by completing optional tasks and 'Idea of the Day' available on the Covid section of the website.
- You are encouraged to make up a weekly learning schedule. Please see information on the website and the template which can be downloaded.
- Please contact your teacher through Teams. If you have any difficulty with this, please email the school.
- **Indicate that they are engaging with the learning on Teams by thumbing up your teachers posts.** 

Online learning protocols

- Pupils will have already signed 'An Acceptable Use of ICT Agreement' at the beginning of their school year and this agreement still stands in the virtual learning environment.
- **For pupils:**
 - Only use Glow email addresses for class communication.
 - Submit all assignments on time.
 - Show your engagement online by thumbing up communication posted by your teachers.
 - For any virtual lessons
 - Be punctual.
 - Do not record or take pictures of any part of a livestream / video-conference lesson.
 - Be prepared with materials and device charged.
 - Show respect for everyone and behave as you would be expected to in school.
 - Seek to contribute to the online classroom in a positive manner.
 - Ensure your location is appropriate, place your device so the camera does not show too much of your home (to protect your privacy).
 - Dress appropriately.
- **For parents:**
 - Take an interest in your child's work and the work left for him/her to complete in Microsoft Teams.
 - Help your child find the best place to work (if possible, not a bedroom).
 - Virtual lessons through Teams may be used in some subjects these should not be recorded.
 - Should you need to contact the school this should be done through the normal procedures by telephoning or emailing the school.

Support with online learning

- The following links provide useful information and videos to support with online learning and using Microsoft Teams
 - <https://youtu.be/E3LdeMTNajl>
 - <http://bit.ly/ShireDigitalSupport>
 - Pupil support videos are all posted on PSE Teams.

Creating a weekly learning schedule

- We recommend that you create a daily learning schedule to help structure your day.
- Try to break learning up into blocks of 40 to 50 minutes and then take a 10 to 15 minute break.
- The template below can be downloaded from the school website to create your own schedule [Weekly Subject Information \(mintlawacademy.aberdeenshire.sch.uk\)](http://mintlawacademy.aberdeenshire.sch.uk)

Learning at Home Schedule					
	Monday	Tuesday	Wednesday	Thursday	Friday
Morning					
Afternoon					
Daily exercise					

Example S1/2 - Learning at Home Schedule					
	Monday	Tuesday	Wednesday	Thursday	Friday
Morning	English	Social Subjects	Drama	Languages	Maths
	Art	Technology	Maths	Science	Home Economics
Afternoon	Maths	Music	English	Technology	English
	Science	Languages	PE	Social Subjects	Create a schedule for next week
Daily exercise	PE with Joe Wicks (YouTube)	Outdoor exercise	Dance with Darcey Bussell (Facebook)	PE with Joe Wicks (YouTube)	Outdoor exercise

S2 Additional Support for Learning

Week commencing 8th February

S2 Maths (2-6 & 2-1)

There will be an assignment in the 2-6 Maths Team on Monday for all of you. We will revise measure and money. It will go live on Monday at 1pm and is **due on Thursday by 4pm**. Remember to access the notebook for notes to help you. **Our live lesson will be on Tuesday details on the team.**

Please contact me by glow email if you are having problems accessing the work. Mrs Verth

2-1 and 2-6 ELS English

Questions for part 2 of "Uneasy Homecoming" plus a short writing task.

Mrs Donald

Useful Links

See TEAMS or refer to your letter sent home

- [Teach your Monster to Read](#)
- [Nessy](#)
- [BBC Dance Mat Typing](#)
- [Door Way Online](#)
- [Active Literacy](#)
- [Help Kidz Learn](#)
- [Sumdog](#)
- [Tech and Learn](#)
- [Twitter - @Mintlaw_SandC](#)

S2 Creative Arts

Week commencing 8th February

Art

- Pupils will be completing a Creepy Crawlies task. Please start by reading all the instructions on the assignment. Please use your homework jotter or if you don't have this a piece of paper is fine. **Please take a picture of your work (making sure it is in focus) and upload it by Feb 10th**
- All information is available on your Art Team.

Music

- Please see you Music Team for all the information you need. This week S2 classes will be looking at songs played by the Orchestra.

Drama

- Please see your S2 Drama Team for lessons on Theatre Arts. This week we will be looking at Costume Design. We will look at the different costume terminology and analyse what value they can add to a performance. Any questions please contact Miss Arbutnott.

Useful Links

- [BBC Bitesize](#)
- [National Theatre](#)
- Look out for the new Creative Arts Faculty twitter page – @MintlawCreative

S2 English

Week commencing 8th February

S2 are continuing to study The Landlady. There is a **PPT version with audio over it**, with the story being read to you by English Faculty staff, or you can use the **word document** version to read it yourself.

Core Tasks: Due Friday 19th of Feb at 3pm.

1. Read part 3 of "The Landlady". (From "So a few minutes later,..." to the end!)
2. Complete the comprehension questions through Forms.
3. Complete the "plot" task – create a story mountain which outlines the major plot points in the story.

Extension work: Add quotations to your story mountain. Find a quotation from the story which is relevant to each plot point

Remember to 'thumbs' up your teacher's post so we know you've seen them. Finally, please try to complete the weekly tasks – if you have any issues or concerns use the Teams page to contact your teacher.

Useful Links

- [BBC Bitesize](#)
- [@MintlawEnglish](#)
- <https://freerice.com/categories/english-vocabulary>

S2 Health & Wellbeing

Week commencing 8th February

PE

We want to encourage everyone to remain as active as possible while at home and be completing regular exercise.

For this week's task pupils should:

- Access Teams to see a range of fitness resources and links.
- Pick a workout to try that fits in with their timetable and resources.
- Fill out a short 'form' through the assignments to let us know what they tried and how they got on.

HE

- Pupils will continue with the unit of work Journey of Food. The topic for this week is Sustainable Fashion. Pupils should access Teams for information.
- Mrs Adam's class will cover the topic – Palm Oil. Details in Teams.

Useful Links

- [@mintlaw_health](#)
- [The BodyCoach TV \(YouTube\)](#)
- foodafactoflife.org.uk
- [Aberdeen Community Trust | Secondary School \(afccommunitytrust.org\)](http://afccommunitytrust.org)

S2 Mathematics

Week commencing 8th February

- This week we are continuing with the Percentage Topic. **Pupils should have their own personal copy of the Note Booklet and Work Booklet for this topic.** The resources for this topic are available via GLOW and links to them will also be posted on your class TEAM
- More specific information will be issued to each class by their class teacher via TEAMS
- Pupils should indicate that they are engaging with their learning by acknowledging the posts from the teachers with the THUMBS up icon – we are using this to take a register for our classes

Useful Links

- www.maths180.com

S2 Modern Languages

Week commencing 8th February

- We will continue to work on our insert of taster German this term! Our topic is “Language Basics – days of the week”
- All S2 classes are working on the same topic and work as we complete online learning so you are able to ask classmates and friends in other classes for help if you need it.
- Please consult your Modern Languages Team for detailed instructions and resources issued via assignments each week.
- Your work for the week will be issued on a Monday and you have the rest of the week to complete the activities.
- Each week there will be a range of tasks, some online, some offline etc and whilst we encourage you to complete all the activities assigned, we understand that this may not always be possible.
- You can also use Linguascope/Quizlet/BBC Bitesize and blooket.com for supplementary vocabulary and grammar activities.
- Your teachers are available to help if you need it via email, live chat or messages. @yourteacher or send them an email via GLOW.
- Pupils are asked to submit evidence of their completed work via assignments (turn in function). This can be completed worksheets or photos of completed work for example. Please note, you do not have to submit evidence of every activity set in assignment.
- **LIVE LESSONS are Friday @12.45.** Join the S2 Modern Languages Year Group TEAM.

Useful Links

- www.linguascope.com
- www.quizlet.com
- www.blooket.com
- <https://ukgermanconnection.org/>
- <https://www.bbc.co.uk/bitesize/subjects/z2mxsbk>



S2 Science

Week commencing 8th February

- Hello S2 Scientists! We are now well into our stride with our Home Learning tasks and you should be confident in accessing and completing your set work
- ***At the beginning of the week, check TEAMS for your task issued by your Science teacher. PLEASE NOTE THAT ASSIGNMENTS/TASKS POSTED FOR THIS WEEK WILL NOT BE NEEDED TO BE HANDED IN UNTIL FRIDAY 19th FEBRUARY.***
- Weekly tasks could involve, watching video clips, quizzes, research, “Education Perfect” exercises etc, etc.
- NOTE THAT IF AND WHEN YOU GET TO THE END OF EACH TOPIC, YOUR TEACHER MAY ISSUE YOU WITH A TEST/QUIZ WHICH YOU WILL COMPLETE USING MICROSOFT FORMS. This will help your teacher to see how you are coping with the work covered.
- We know that you have lots of other subjects to do as well, so the tasks should never take too long!
- **Please use “thumbs up” (on Teams) when your teacher posts work so that we can see how and when you are engaging. Also, try your best to complete any tasks given and use Teams/Glow Email to contact your teacher with any difficulties you are having**

Useful Links

As part of your work/assignments, your teacher may direct you to the excellent website called <https://www.educationperfect.com/>.

You may have used this already. If you have any trouble accessing the site, please contact your teacher. However, for most of you...your username will be your GLOW E-MAIL ADDRESS, and your password will be your first name (all lower case).

Being able to use this website will allow us to keep on ticking over with the various topics in the S2 course. Tasks are directed to you and involve, reading, watching video clips, filling in blanks, answering quiz questions.

<https://www.bbc.co.uk/bitesize>

S2 Social Subjects

Week commencing 8th February

2.1 - Are working on the WW1 unit and will be doing WW1 end of unit quiz.

2.2 - Scotland in the Middle Ages – Crime & Punishment – Pupils will be learning how the justice system worked in the middle ages and the harsh trials and punishments that people were subjected to.

2.3 - The class will be continuing with the World War 1 unit in week 5. This will involve doing Task 12 – The Home Front. This will involve doing the Task 12 questions from the workbook.

2.4 - The class are currently working on the Middle Ages. This week pupils are looking at Scottish History and are undertaking a task creating a newspaper on the death of Alexander III of Scotland and the crisis this caused in the country. **This task is due for completion by Monday 22nd February at 9am.**

2.5 - The class are currently working on the Middle Ages. This week pupils are looking at Scottish History and are undertaking a task creating a newspaper on the death of Alexander III of Scotland and the crisis this caused in the country. **This task is due for completion by Monday 22nd February at 9am.**

2.6 – The class will continue to work on the Earth Forces topic. They will be learning about plate tectonics, continental drift and Pangea, and will have tasks related to information given. **They will have slightly longer to complete the tasks due to the February break so they should upload their work to the assignment for Friday 19th Feb.**

Mr Sneddon's RMPS Classes - Pupils in all classes are working their way through the 'Morality and Relationships' unit, this week pupils will be looking at Moral issues surrounding marriage.

Mr Kelly's class, 2.1 RMPS – Morality and Relationships – Pupils will be continuing their study of marriage and considering some of the moral issue which surround it.

Useful Links

<https://www.bbc.co.uk/bitesize>
<https://www.natgeokids.com/uk/>
<https://www.nationalgeographic.org/encyclopedia/rain-forest/>
<https://www.bbc.co.uk/newsround>
<https://www.historyforkids.net/>
<https://kids.kiddle.co/Religion>

S2 Technology

Week commencing 8th February

Week 2 please select another 3 menu items to complete

Menu 2

Pupils will find the 'Faculty of Technologies Menu' in the assignments section of their class teams and should choose one starter, one main course and one pudding to complete each week.

Tasks have been designed to either revise topics covered last term or to introduce this terms work. The menu covers our various curriculum areas; Design & Technology, Business Studies and Computing. Support materials for each task can be found in the 'files' section of each team and a video guide is also available. **Pupils can choose to complete their three tasks at any point during the school week but should hand in completed work by Friday 19th lunchtime.**

Keep an eye on our twitter feed **@Mintlawtech** as we share lots of brilliant pupil work each week!

Useful Links

- Useful websites will be embedded into teams
- <http://www.technologystudent.com/>

S2 TRUST

Week commencing 8th February

Trust Lesson 3 – Job Search Task

This is a follow-on lesson from the previous careers adviser task. I want you to use the *'My World of Work'* website and answer questions about different jobs. You can choose ANY 2 jobs you want (preferably ones you might be interested in), so long as they are on the website.

Simply go to the website <https://www.myworldofwork.co.uk/> then use the search function at the top right of the page and you will be brought to a page with all the information you need for your chosen job. You should answer the questions below for both of your job choices and submit your answers typed or written.

1. What is the job?
2. What would you be doing for that job?
3. What skills would be useful in the job?
4. What qualifications would you need to do this job?
5. What school subjects would be useful for this job?

Children's University

Pupils who have signed up for Children's University can continue to collect credits for a range of activities. The following links will give ideas or activities that can gain you credits. Remember to keep evidence of any activities you complete and log these in your CU Passport and on Aspire.

School CU Teams Page – pupils can contact Mr Donaldson through this page

- Aspire
- [Free activity sheets Children's University Scotland](#)
- [PowerPoint Presentation \(childrensuniversity.scot\)](#)
- [Idea of the Day \(mintlawacademy.aberdeenshire.sch.uk\)](#)


Not signed up for CU but interested in being involved?

- See <https://childrensuniversity.scot/> for more information
- Parents can sign up using this link <https://eu.jotform.com/CUScotland/Aberdeenshire>



S3 - Work Instructions for Week Commencing 8th February

Important information about your learning

- **We recommend that you spend 3 hours a day on learning.** You can of course do more by completing optional tasks and 'Idea of the Day' available on the Covid section of the website.
- You are encouraged to make up a weekly learning schedule. Please see information on the website and the template which can be downloaded.
- Please contact your teacher through Teams. If you have any difficulty with this, please email the school.
- **Indicate that they are engaging with the learning on Teams by thumbing up your teachers posts.** 

Online learning protocols

- Pupils will have already signed 'An Acceptable Use of ICT Agreement' at the beginning of their school year and this agreement still stands in the virtual learning environment.
- **For pupils:**
 - Only use Glow email addresses for class communication.
 - Submit all assignments on time.
 - Show your engagement online by thumbing up communication posted by your teachers.
 - For any virtual lessons
 - Be punctual.
 - Do not record or take pictures of any part of a livestream / video-conference lesson.
 - Be prepared with materials and device charged.
 - Show respect for everyone and behave as you would be expected to in school.
 - Seek to contribute to the online classroom in a positive manner.
 - Ensure your location is appropriate, place your device so the camera does not show too much of your home (to protect your privacy).
 - Dress appropriately.
- **For parents:**
 - Take an interest in your child's work and the work left for him/her to complete in Microsoft Teams.
 - Help your child find the best place to work (if possible, not a bedroom).
 - Virtual lessons through Teams may be used in some subjects these should not be recorded.
 - Should you need to contact the school this should be done through the normal procedures by telephoning or emailing the school.

Support with online learning

- The following links provide useful information and videos to support with online learning and using Microsoft Teams
 - <https://youtu.be/E3LdeMTNajl>
 - <http://bit.ly/ShireDigitalSupport>
 - Pupil support videos are all posted on PSE Teams.

Creating a weekly learning schedule

- We recommend that you create a daily learning schedule to help structure your day.
- Try to break learning up into blocks of 40 to 50 minutes and then take a 10 to 15 minute break.
- The template below can be downloaded from the school website to create your own schedule [Weekly Subject Information \(mintlawacademy.aberdeenshire.sch.uk\)](http://mintlawacademy.aberdeenshire.sch.uk)

Learning at Home Schedule					
	Monday	Tuesday	Wednesday	Thursday	Friday
Morning					
Afternoon					
Daily exercise					

Example S1/2 - Learning at Home Schedule					
	Monday	Tuesday	Wednesday	Thursday	Friday
Morning	English	Social Subjects	Drama	Languages	Maths
	Art	Technology	Maths	Science	Home Economics
Afternoon	Maths	Music	English	Technology	English
	Science	Languages	PE	Social Subjects	Create a schedule for next week
Daily exercise	PE with Joe Wicks (YouTube)	Outdoor exercise	Dance with Darcey Bussel (Facebook)	PE with Joe Wicks (YouTube)	Outdoor exercise

S3 Additional Support for Learning

Week commencing 8th February

S3 ELS English - Poetry analysis part 1 plus a writing task. Mrs Donald

S3 ELS Maths Symmetry, as previous- work posted on TEAMS. Mrs Bain

Useful Links

See TEAMS or refer to your letter sent home

- [Teach your Monster to Read](#)
- [Nessy](#)
- [BBC Dance Mat Typing](#)
- [Door Way Online](#)
- [Active Literacy](#)
- [Help Kidz Learn](#)
- [Sumdog](#)
- [Tech and Learn](#)
- [Twitter - @Mintlaw_SandC](#)

S3 Creative Arts

Week commencing 8th February

Art

- Pupils will complete a tonal observational drawing task of a favourite toy. Please see your team for all the information required. Please take a picture of your work (making sure it is in focus) and upload it by the deadline.

Music

- Please see your S3 Music Team for some practical music tasks. All the information you require can be found on the music team.

Drama

- Please see your S3 Drama Team for more information. Miss Molver will be continuing with the documentary unit. Please select the topic you would like to focus on for your own documentary and start your research. All information and guidance for this task is available on your drama team.

Useful Links

- [BBC Bitesize](#)
- [National Theatre](#)
- Look out for the new Creative Arts Faculty twitter page – @MintlawCreative

S3 English

Week commencing 8th February

S3 should continue to study 'The Way My Mother Speaks' by Carol Ann Duffy.

Core Tasks: Due Friday 19th of Feb at 3pm.

- Learners should access the PowerPoint '**TWMMS -Stanza 3 Notes and Tasks**' and take detailed notes from the slides.
- They will need to either print a copy of the poem, or they will need to copy the poem into their jotters, with plenty of space to write their notes around the poem.
- Complete the Forms Quiz issued through their Assignments for **Friday 19th Feb at 3pm.**
- Submit pictures of their notes to the appropriate assignment on their teams for the **Friday 19th of Feb at 3pm.**

Extension Tasks:

- Pupils should watch the Learning Cauldron Video on "The Way My Mother Speaks" **and add additional notes to their own, using the video at <https://www.youtube.com/watch?v=Ml92r2yx4N4>.**

Other extension tasks will be made available for pupils who require it – pupils should check their individual teams.

Useful Links

- [BBC Bitesize](#)
- SQA
- Twitter #RUAЕ
- [@MintlawEnglish](#)
- <https://freerice.com/categories/english-vocabulary>

S3 Health & Wellbeing

Week commencing 8th February

PE

S3 Core PE and HWB Period (all)

- Pupils should access the '**S3 Health and Wellbeing**' Teams page for instructions and resources. The joining code for those not in the team is: **4u2sh52**. Pupils should complete and record their physical activity in their Week 5 Diary. This should amount to 50 minutes but pupils are encouraged to do more physical activity throughout the week if possible. All instructions and resources are on the 'S3 Health and Wellbeing' Teams page.

PE S3 Elective (those who have chosen PE as a subject choice)

Pupils should refer to their own class teams for information about the work.

- **Miss Coleman's Class:**
Check Teams for YouTube clips about 'Physical-Skills' and then complete 'Forms' Assignment based on these. **Deadline- 19th Feb.**
- **Mr Robertson's Class:**
Check teams for work on FIP 'Factors Impacting upon Performance' .
- **Miss Wilson's Class:**
Revision task for assessment on Mental, Emotional and Social Factor- see teams.
- **Mr Laird's Class:**
Revision task for assessment on Mental, Emotional and Social Factor- see teams.

HE

- Miss Macdonald – This week the class are being given the theme 'Italy' and they need to cook a recipe that they think fits this brief. In their assignment I will include a recipe from the school recipe books which can be completed if pupils would prefer to be given a specific recipe to cook. All practical tasks are to be completed with guardian permission so there is a written task which can be completed instead if required and this can be found in the files tab in our team. **This task is to be completed for the 19th February.**
- Mrs Adam – complete activity on heat transfer – details in teams
- Mrs McGillivray class – complete recipe – details in teams

Useful Links

- [@mintlaw_health](#)
- [The BodyCoach TV \(YouTube\)](#)
- foodafactoflife.org.uk
- [Aberdeen Community Trust | Secondary School \(afccommunitytrust.org\)](http://AberdeenCommunityTrust|SecondarySchool.afccommunitytrust.org)

S3 Mathematics

Week commencing 8th February

- 3A1 (AH) and 3B1 (DF) are continuing with the work for Level 5 Numeracy.
- 3A2 (DF) are continuing with the work for Level 5 Numeracy
- 3B2 (AH), 3A3 (AW) and 3B3 (AH) are continuing with the Level 4 Unit titled – Finance and Statistics.
- 3A4 (DF) are continuing with the work for the Level 4 Numeracy Unit.

The resources for all the S3 topics are available via GLOW and links to them will also be posted on your class TEAM

- More specific information will be issued to each class by their class teacher via TEAMS
- Pupils should indicate that they are engaging with their learning by acknowledging the posts from the teachers with the THUMBS up icon – we are using this to take a register for our classes.

Useful Links

- www.maths180.com

S3 Modern Languages

Week commencing 8th February

S3 French - Planning a trip/ Les Voyages

S3 German – School

S3 LFL – Planning a trip (French)

- All S3 Language classes are working on the same topic and work as we complete online learning so you are able to ask classmates and friends in other classes for digital help if you need it.
- Please consult your Modern Languages Team for detailed instructions and resources issued via assignments each week.
- Your work for the week will be issued on a Monday and you have the rest of the week to complete the activities.
- Each week there will be a range of tasks, some online, some offline etc and whilst we encourage you to complete all the activities assigned, we understand that this may not always be possible.
- You can also use Linguascope/Quizlet/BBC Bitesize and blookey.com for supplementary vocabulary and grammar activities.
- Your teachers are available to help if you need it via email, live chat or messages. @yourteacher or send them an email via GLOW.
- Pupils are asked to submit evidence of their completed work via assignments (turn in function). This can be completed worksheets or photos of completed work for example. Please note, you do not have to submit evidence of every activity set in assignment.
- **LIVE LESSONS are Friday @12pm – French**
- **LIVE LESSONS are Wednesday @12pm - German.** Join your year group team to take part.

Useful Links

- www.linguascope.com
- www.quizlet.com
- www.blooket.com
- www.kahoot.com
- <https://www.bbc.co.uk/bitesize/subjects/z2mxsbk>
- <https://ukgermanconnection.org/>



S3 Science

Week commencing 8th February

- Hello again to all S3 Connexion, Biologists, Chemists and Physicists! The focus of this week will be continuing to work through your topics as instructed by your teacher on Teams.
- **PLEASE NOTE THAT ASSIGNMENTS/TASKS POSTED FOR THIS WEEK WILL NOT NEEDED TO BE HANDED IN UNTIL THE END OF NEXT WEEK**
- **We want you to get the most out of your online learning, so we encourage you to let us know how you are getting on, by reacting and commenting on teams posts, or by emailing your teacher on Glow. We know you will want to try and think things through for yourselves, don't stay stuck too long; post a message (and tag your teacher) when you are "stuck" and we will help you out. If you want to ask something quietly then use your teacher's email. Perhaps a wee tag in a comment on teams would be helpful just to say you've emailed.**

S3 Connexions Class:

- Over the next two weeks we will be looking at the chemical reactions section in Scholar, reviewing naming compounds and seeing how we can write down chemical equations.

S3 Biology Classes.

- Each week, your teacher will give you instructions on the week's work through Teams – Assignments and Teams - Posts. These tasks will include a mix of video clips, research, creative tasks, BBC Bitesize, Scholar, Microsoft Forms, Education Perfect and using presentations to fill in your booklet. Keep an eye out for task deadlines and topics covered. Full instructions can be found on Teams – Assignments and Teams-Posts. Any resources required for these activities, such as class booklets, presentations, videos and further information can be found in Teams - Files.

S3 Chemistry Classes.

- Each week, your chemistry teacher will give you instructions on the week's work through Teams. Tasks will involve completing your Topic 4 booklets by using the following activities; watching video clips, quizzes, research, Education Perfect exercises, etc. This week we will be looking at alkenes. We will complete pages 23 and 24 in your booklets.

S3 Physics Classes.

- This week we will review our work to date and continue the research on the electromagnetic spectrum. You should do the first 4 different types of radiation. You will do the last 3 next week.
- There is a booklet filled in as far as you should be. You should use this to check your work from previous weeks. There is no video this week to watch. There is usually a videos to watch and where appropriate, links to work on websites, e.g. BBC bitesize, ClickView, scholar (use your full glow login for to scholar and ClickView). You should use these to complete the notes and questions in your booklets. You will have questions to complete and these should be done in your jotter. Your teacher may ask you to upload work via assignments or into OneNote. Remember, there is the help and chat channel you can use. If you see something you know about free to chip in if you can help. Be supportive to each other, we are all working together on this and often helping someone else out can clear things in your own head. Each week's work will be issued through assignments on a Monday for Friday but you should take time to plan when you are going to do the work through the week.

Useful Links

- <https://www.educationperfect.com/>
- <https://www.bbc.co.uk/bitesize>
- <http://nat5biopl.edubuzz.org/>
- <https://www.evans2chemweb.co.uk/>
username: mintlaw password: chemweb
- <https://mrmackenzie.co.uk/>
- <https://www.khanacademy.org/science>
- <https://www.educationperfect.com/>
- <https://www.bbc.co.uk/bitesize>

S3 Social Subjects

Week commencing 8th February

Geography

- **Miss Owen's class (3H)** - Miss Owen's class will be continuing to work on the Environmental Hazards unit and will be starting to work on their tropical storms case study by looking at the causes and path of Hurricane Katrina. **They will have slightly longer to complete the tasks due to the February break so they should upload their work to the assignment for Friday 19th Feb.**
- **Mrs Lawson's class (3E)** - Mrs Lawson's class will be learning about the impact and management of Hurricane Katrina. They will have tasks related to the information provided, along with some research to complete. **They will have slightly longer to complete the tasks due to the February break so they should upload their work to the assignment for Friday 19th Feb.**

History

- **Mr Kelly's class 3C** – Civil Rights in the USA – The pupils will be learning about the Ku Klux Klan and why they were such an influential group in the USA.
- **Mr Bennet's classes 3E & 3F** - Both classes are working on the unit entitled Free at Last. Pupils this week are working on the topics of The Impact of WW2 on Civil Rights, Civil Rights in Schools, and the Montgomery Bus Boycott. **These tasks are due for completion by Monday 22nd February at 9am.**

Modern Studies

- **3G (Mr Merson) and 3D (Mr Birnie)** The classes will be continuing with the terrorism unit in week 5 and 6 (due to the February break). The class will be studying the effects of terrorism on victims. **They should upload their work to the assignment for Friday 19th Feb.**

RMPS

- **Mr Sneddon's Classes 3.1,3.4,3.5 and 3.6** - Will be continuing the theme of morality to do with Capital Punishment. Pupils will be looking at the documentary 'How to kill a human being' and answering questions on the documentary.
- **Mr Kelly's classes 3.2 & 3.3** – Crime & Punishment – Pupils will be continuing to learn about the death penalty by researching miscarriages of justice.

Useful Links

<https://www.bbc.co.uk/bitesize>
<https://www.natgeokids.com/uk/>
<https://www.bbc.co.uk/newsround>
<https://www.historyforkids.net/>
<https://kids.kiddle.co/Religion>

S3 Technology

Week commencing 8th February

Energy Girls

- **Live Lesson will be held on Thursday from 10:45** with the lecturer Morag Watt, Monday the class will look at Carbon Capture and storage. Thursday will be a LIVE LESSON where Morag will continue to look at the next unit which is a wind turbine.

Design Technology

- In the workshop you have been working with metal and you will now complete a series of metal work theory tasks over the coming weeks. A second activity this week will look at the role of a Lathe turner and the employability skills required in the job.

Engineering Technology

- Forms questions electricity and circuits. Video and power point guide on how an electrical circuit works and how it is labelled to BSI.

Business

- This week you are to continue with The Inspiring Digital Enterprise Award, known as iDEA Award. We are working on the Bronze Level – Entrepreneur Tasks.
- Through our series of online challenges, you can win career-enhancing badges, unlock new opportunities and, ultimately, gain industry-recognised Awards that help you stand out from the crowd.
- Use the information on the team to complete the award submitting the work as per Teams instructions.


Computing

- Relational Databases.
Pupils are going to start a unit looking at creating a relational database
- The first week will involve three short tasks, equivalent to one per period you would have computing. Task 1 and 2 go live on Monday, task 3 goes live on Wednesday.
- Task 1 will relate to identifying sources of information
- Task 2 will involve creating some real-world information
- Task 3 will include watching a video and researching and identifying early information systems

Useful Links

- <http://www.technologystudent.com/>
- <https://idea.org.uk/>
- [GetaGrip Graphics](#)

Important information about your learning

- **We recommend that you spend 4 hours a day on learning.** You can of course do more by completing optional tasks.
- You are encouraged to make up a weekly learning schedule. Please see information on the website and the template which can be downloaded.
- Please contact your teacher through Teams. If you have any difficulty with this, please email the school.
- **Indicate that they are engaging with the learning on Teams by thumbing up your teachers posts.** 

Online learning protocols

- Pupils will have already signed 'An Acceptable Use of ICT Agreement' at the beginning of their school year and this agreement still stands in the virtual learning environment.
- **For pupils:**
 - Only use Glow email addresses for class communication.
 - Submit all assignments on time.
 - Show your engagement online by thumbing up communication posted by your teachers.
 - For any virtual lessons
 - Be punctual.
 - Do not record or take pictures of any part of a livestream / video-conference lesson.
 - Be prepared with materials and device charged.
 - Show respect for everyone and behave as you would be expected to in school.
 - Seek to contribute to the online classroom in a positive manner.
 - Ensure your location is appropriate, place your device so the camera does not show too much of your home (to protect your privacy).
 - Dress appropriately.
- **For parents:**
 - Take an interest in your child's work and the work left for him/her to complete in Microsoft Teams.
 - Help your child find the best place to work (if possible, not a bedroom).
 - Virtual lessons through Teams may be used in some subjects these should not be recorded.
 - Should you need to contact the school this should be done through the normal procedures by telephoning or emailing the school.

Support with online learning

- The following links provide useful information and videos to support with online learning and using Microsoft Teams
 - <https://youtu.be/E3LdeMTNajl>
 - <http://bit.ly/ShireDigitalSupport>
 - Pupil support videos are all posted on PSE Teams.

Creating a weekly learning schedule

- We recommend that you create a daily learning schedule to help structure your day.
- Try to break learning up into blocks of 40 to 50 minutes and then take a 10 to 15 minute break.
- The template below can be downloaded from the school website to create your own schedule [Weekly Subject Information \(mintlawacademy.aberdeenshire.sch.uk\)](http://mintlawacademy.aberdeenshire.sch.uk)

Learning at Home Schedule					
	Monday	Tuesday	Wednesday	Thursday	Friday
Morning					
Afternoon					
Daily exercise					

Example S1/2 - Learning at Home Schedule					
	Monday	Tuesday	Wednesday	Thursday	Friday
Morning	English	Social Subjects	Drama	Languages	Maths
	Art	Technology	Maths	Science	Home Economics
Afternoon	Maths	Music	English	Technology	English
	Science	Languages	PE	Social Subjects	Create a schedule for next week
Daily exercise	PE with Joe Wicks (YouTube)	Outdoor exercise	Dance with Darcey Bussell (Facebook)	PE with Joe Wicks (YouTube)	Outdoor exercise

S4-6 Additional Support for Learning

Week commencing 8th February

S4 ELS English Poetry analysis part 1 plus a writing task. Mrs Donald

S4 ELS Maths Frequency tables- work posted on TEAMS.
Mrs Bain

S4 Individual Maths Numeracy and research- work posted on TEAMS. Mrs Bain

S4 Employability (Mrs Richards' Group)
Live lesson on TEAMS on Monday, 8/2/21 at 11.30am with follow up activity.

Personal Finance

We are continuing with the new booklet called 'Your Money Matters' and for the next few weeks we will be concentrating on savings.

- 1) Access Your Money Matters 1 on Teams-Files - Class Materials
- 2) Read page 24 and answer questions 1-5 on page 25.
- 3) Be a financial advisor! Read the case studies on page 26 and advise each person on the best ways to save their money.

***** Your Money Matters is a big document and can take a while to load off Teams. I would recommend accessing it in the evening and downloading a copy to your own device. *****

Any problems please email Mrs McKeown through Glow.
Work due 11/2/21

Employability Skills

Access booklet 'The Interview'. This is posted on files on Teams to download and was emailed to you too.

- 1) Complete page 27 by highlighting things you **should do** at an interview.
- 2) Write a script – imagine you are attending an interview for the job of your dreams. Write a script outlining what questions you think you might be asked and how you would reply.
Think about – how to make a good impression
Open and closed questions..
Use of formal and informal language.
How to answer questions in a way that highlights your skills.

Any problems please email Mrs McKeown through Glow.
Work due 11/2/21

- Useful Links**
- | | |
|--|--|
| <ul style="list-style-type: none"> • Teach your Monster to Read • Nessy • BBC Dance Mat Typing • Door Way Online | <ul style="list-style-type: none"> • Active Literacy • Help Kidz Learn • Sumdog • Tech and Learn • Twitter - @Mintlaw_SandC |
|--|--|

S4-6 Creative Arts

Week commencing 8th February

Art	National 5	National 4 and 5 pupils will be practicing for the unseen question in the written paper. Please see your Art team for more information.
	Higher	Pupils have an expressive deadline for Monday. Please see individual instructions for this. Any issues please see your Art Team.
	Adv Higher	Pupils will be continuing with their contextual analysis essay. Please see your team for further instructions.
Photography	Higher	Pupils will be continuing with ongoing individual project work and exam preparation - see Teams for specific information from Mrs Miller. There are very clear instructions under the files tab on your team.
Music	National 5 Higher	Mr Gale will be trailing some practical music task this week. Please see your Music team for more information. Mrs Smith will be looking at Orchestral music with Melody and Harmony.
Drama	National 5	National 4 – Miss Hanlon will assign individual tasks via teams. National 5 – Miss Arbuthnott will return your Preparation for Performances. Please read your feedback and make the changes required for Feb 12th . When you are finished please learn all your lines for your performance piece. Please email Miss Arbuthnott if you have any questions.
	Higher	Please see your Higher Drama Team for all the information that you will require to complete your preparation for performance. There is a powerpoint on the team which we went over in last week's live lesson. The deadline for your performance for performance (500 word document) is Feb 12th . Please continue to learn all your lines for your performance pieces. Any questions please email Miss Arbuthnott.
	Adv Higher	Please see your Advanced Higher Drama Team. Please continue to learn your lines for both your interactive and monologue piece. Continue to email Miss Molver any sections of your assignment. Deadlines for the assignment and your filmed monologue is Feb 18th
Useful Links	<ul style="list-style-type: none"> • BBC Bitesize • National Theatre • New Creative Arts Faculty Twitter page- @MintlawCreative 	

S4-6 English

Week commencing 8th February

English	National 4	<p>4E3 with Miss Wappler and Miss Bell should access their class teams for work on the Added Value Unit. They will hold a LIVE LESSON on Tuesday 9th Feb at 10.45am for 30 minutes on the AVU with students, answering questions about the work. Work will be assigned during the live lesson on Tuesday 9th.</p> <p>4D3 with Mrs Fowlie and Mr Closs should access their class teams for work on the Added Value Unit. They will hold a LIVE LESSON on Thursday 11th at 11.00am for 30 minutes on the AVU with students, answering questions about the work. Work will be assigned during the live lesson on Thursday 11th.</p>
	National 5	<p>In the National 5 2020/21 ('big' team with all classes) Mrs Pye, Mr Closs and Miss Wappler will deliver 2 half hour LIVE LESSONS this week, as stated below.</p> <p>Tuesday 9th Feb at 1.30pm - RUAE Live Lesson: Live lesson will be looking at Effective introductions and conclusions. There will be no task given from this lesson.</p> <p>Thursday 11th Feb at 12.30 pm - MacCaig Live Lesson: Live lesson – Focus on Revision and Retrieval Strategies for the MacCaig collection. N5 have a SST on MacCaig due Thursday 11th of Feb at 4pm. Revision and Retrieval Exercises due 24th of Feb.</p> <p>Extension work: commonality and key quotes table; writing an 8 mark answer using the materials from the ppt; any of the scholar task that they haven't completed already.</p> <p>Other/Extension Work: Essay text tasks may be assigned by individual class teachers.</p>
	Higher	<p>In the Higher 2020/21 ('big' team with all classes) Mrs McCluskey and Miss Bell will deliver 2 LIVE LESSONS this week, as stated below.</p> <ol style="list-style-type: none"> 1. Tuesday 9th of February 3.50pm to 4.20pm: Whole-cohort RUAE live lesson on Final Question – two articles on Dog Grooming to read (due for Tuesday 23rd of Feb at 9am) 2. Thursday 11th of February 3-3.30pm: Whole-cohort MacCaig live lesson and Retrieval Exercise on MacCaig assigned (due for Thursday 18th Feb at 9am) <p>Other/Extension Work: Essay text tasks may be assigned by individual class teachers. There are also Extension tasks clearly labelled in each Week's PPTs using SCHOLAR and 'The Learning Cauldron' How to Analyse Poetry – Norman MacCaig videos on YouTube. (Students should ask teachers for SCHOLAR log in details if they do not know them.)</p>

	Adv Higher	<p>The Advanced Highers have 2 LIVE LESSONS this week with Mr Holding and Mrs Fowlie during their normal class time, on the following sections of the AH English Course.</p> <ul style="list-style-type: none"> • LIVE LESSON Wednesday 3/2 10AM: Dissertation Discussion and Best Practice • LIVE LESSON Thursday 4/2 2.10PM: Dissertation Discussion and Best Practice <p>Pupils should also be working on personal revision tasks and improvement of their folio piece. Any additional questions should be directed to Mr Holding and Mrs Fowlie using the Advanced Higher Team.</p>
Media	National 5	<p>The National 5s have NO LIVE LESSON this week as they are working on a timed piece of writing this week, on either Monday or Wednesday, depending on their own choice.</p>
	NPA Film & Media	<p>Work will be posted on the NPA Teams.</p> <p>Students will be issued a Shot Recreation Task to work on.</p>
	Higher	<p>Higher PSA videos should have been handed in Friday 22nd through Teams, and Section 1 redrafts handed in on the 29th of January.</p> <p>The Highers have NO LIVE LESSON this week as they are working on a timed piece of writing this week, on either Monday or Wednesday, depending on their own choice.</p>
Useful Links	<ul style="list-style-type: none"> • BBC Bitesize • SQA • The Learning Cauldron on YouTube • SCHOLAR • Twitter #RUAE • @MintlawEnglish 	

S4-6 Health & Wellbeing

Week commencing 8th February

PE	National 5	<p>Pupils should refer to their own class teams for more information about the work.</p> <p><u>Miss Coleman's Class- due date 19th Feb</u></p> <ul style="list-style-type: none"> • Theory: Check Teams for Information and YouTube clips about 'Physical skill' and then complete 'Forms' Assignment based on these. • Practical: CRE training to maintain fitness for one-off performance – minimum of 20 minutes, 3 days per week. <p><u>Mr Robertson's Class</u></p> <ul style="list-style-type: none"> • Check teams for work on Evaluating Personal Development Plan (PDP) <p><u>Miss Anderson's Class</u></p> <ul style="list-style-type: none"> ○ Theory: Complete Week 5 Assignment linked to the 'Class Notebook' on Teams about how 'Emotional Factors Impact on Performance' <p>Practical: Log 3x20min physical activity in 'Class Notebook' via Teams.</p>
	Higher	<p>Social Factor</p> <p>Check teams for lesson and task related to the social factor: Data Collection and Approaches to Develop Performance. Remember you can attend one of the live check-in sessions during the week to get further support and feedback on any of the new or old tasks. (Tues- 10.30am, Thurs- 2.30pm)</p>
Sports Development	NPA	<p>Miss Wilson will post an assignment in teams when she returns from illness: Information can be found on teams.</p>
Dance	National 5	<p>Miss Wilson will post an assignment in teams when she returns from illness: Information can be found on teams.</p>
	Higher	<p>Miss Wilson will post an assignment in teams when she returns from illness: Information can be found on teams. LIVE lesson at 2.30pm on Monday</p>

Heath & Food Technology	National 5	Pupils are to continue their assignment investigations. As discussed at last week's live lesson they are also getting a coursework task based on ethical issues which affect food choice. Live lesson on teams every Thursday morning @11am.
	Higher	Pupils will continue with their assignment - Investigation 1. As a guide all research should be completed by now and pupils should begin to present their findings along with their conclusions.
Cake Craft	National 5	Plan a Valentine's cake. Details in teams
Practical Cookery	National 4	Questions set in Teams. Optional practical task Spaghetti Bolognaise.
	National 5	Complete a Time Plan for the two dishes Leek and Potato Soup and Apple Meringue Pie– these will be set as an assignment in Teams. Equipment list and service details to be completed if not already done. Optional practical activity – Profiteroles – recipe as per previous task – upload photos to class notebook.
Useful Links	<ul style="list-style-type: none"> • @mintlaw_health • The BodyCoach TV (YouTube) • Aberdeen Community Trust Secondary School (afcommunitytrust.org) 	

S4-6 Mathematics

Week commencing 8th February

Pupils are being reminded to watch the Videos that staff are posting on their Class Team. These videos show their teachers talking through the relevant sections within their note booklets and include sections with the class teacher going over worked examples. When these have been posted they should be watched before the work set is attempted.

Maths	National 4	<p>4E3 (Mr Forbes/Mrs Gruer) and 4D4 (Ms Wright)</p> <p>These classes are continuing to work through the National 4 course. Individuals will know which topic they are currently working on.</p> <p>Pupils have their own personal copies of the resources required for this work. Completed versions of the National 4 Course Notes are available via GLOW and a link to them will also be posted on your class TEAM</p> <p>More specific information will be issued to each class by their class teacher via Teams</p> <p>Pupils should indicate that they are engaging with their learning by acknowledging the posts from the teachers with the THUMBS up icon – we are using this to take a register for our classes</p>
	National 5	<p><u>S4/5/6</u></p> <p>4D1 (Mr Forbes), 4D2 (Mrs Gruer and Ms Ferguson), 4E1 (Mrs Hynd) and 4E2 (Ms Ferguson). Senior Pupils within 4D2 and 4E2. Class Teams have already been actively used throughout the session for these classes.</p> <p>The classes are currently working from the Relationships Unit and will be working on the section on Trigonometry which covers the introduction of Trigonometric Graphs, Solving Trigonometric Equations and Trigonometric Identities</p> <p>Pupils have their own personal copies of the resources required for this work. Completed versions of the Applications and Relationships Note booklets are available via GLOW and a link to them will also be posted on your class TEAM</p> <p>More specific information will be issued to each class by their class teacher via Teams</p> <p>Pupils should indicate that they are engaging with their learning by acknowledging the posts from the teachers with the THUMBS up icon – we are using this to take a register for our classes</p>
	Higher	<p>MAHIA1 - Ms Ferguson and MAHIB1 - Mr Forbes. Class Teams have already been actively used throughout the session for these classes.</p> <p>This week these classes will be continuing with the topic – Applying Calculus Skills of Integration from Unit 2.</p> <p>Pupils have their own personal copies of the resources required for this work. A completed version of the Applying Trigonometric Skills to Solve Equations booklet is available via GLOW and a link to them will also be posted on your class TEAM.</p> <p>More specific information will be issued to each class by their class teacher via Teams</p> <p>Pupils should indicate that they are engaging with their learning by acknowledging the posts from the teachers with the THUMBS up icon – we are using this to take a register for our classes</p>

<p>Maths</p>	<p>Adv Higher</p>	<p>MAAHIB1 - Ms Ferguson – A Class Team has already been actively used throughout the session for this class.</p> <p>This week the class will be continuing with the topic – Applying algebraic Skills to Matrices and Systems of Equations from Unit 3.</p> <p>Pupils have their own personal copies of the resources required for this work.</p> <p>More specific information will be issued to each class by their class teacher via Teams Pupils should indicate that they are engaging with their learning by acknowledging the posts from the teachers with the THUMBS up icon – we are using this to take a register for our classes</p>
<p>Applications Maths</p>	<p>National 4</p>	<p>S5/6 – (Mrs Gruer and Mrs Hynd).</p> <p>This week this class will be carrying on from the position that they were at the end of last week. The class is currently working from the Geometry and Measures Unit</p> <p>A completed version of the Geometry and Measures Note Booklet is available via GLOW and a link to them will also be posted on your class TEAM.</p> <p>More specific information will be issued to each class by their class teacher via Teams Pupils should indicate that they are engaging with their learning by acknowledging the posts from the teachers with the THUMBS up icon – we are using this to take a register for our classes</p>
	<p>National 5</p>	<p>S4 - 4D3 (Mrs Hynd) S5/6 – (Mrs Gruer and Mrs Hynd).</p> <p>This week these classes will be carrying on from the position that they were at the end of last week. The classes are currently working from the Geometry and Measures Unit</p> <p>Pupils have their own personal copies of the resources required for this work. A completed version of the Geometry and Measures Note Booklet is available via GLOW and a link to them will also be posted on your class TEAM.</p> <p>More specific information will be issued to each class by their class teacher via Teams Pupils should indicate that they are engaging with their learning by acknowledging the posts from the teachers with the THUMBS up icon – we are using this to take a register for our classes</p>
<p>Useful Links</p>	<ul style="list-style-type: none"> • SCHOLAR http://scholar.hw.ac.uk/ • www.maths180.com • https://www.national5maths.co.uk/free-national-5-maths-2/ • https://www.national5maths.co.uk/n5-lifeskills-maths/ • https://www.highermathematics.co.uk/ • https://www.advancedhighermaths.co.uk/free-ah-maths/ 	

S4-6 Modern Languages

Week commencing 8th February

French German Spanish	National 4 National 5	Please consult your Modern Languages Team for detailed instructions and resources issued via assignments each week and Linguascope/Quizlet/BBC Bitesize and SCHOLAR for supplementary vocabulary and grammar activities. Please refer to information issued via your TEAMS for any online lessons/support. Live lesson – N5 French Mr Méthivier - Friday @ 1pm weekly Live Lesson – N5 French Miss Morris – Thursday @ 9am weekly Live Lesson – N5 German Mrs McSeveney – Thursday @10am weekly
	Higher	Please consult your Modern Languages Team for detailed instructions and resources issued via assignments each week and Linguascope/Quizlet/BBC Bitesize and SCHOLAR for supplementary vocabulary and grammar activities. Please refer to information issued via your TEAMS for any online lessons/support. Live Lesson - French Mr Méthivier - Friday @ 2pm weekly Live Lesson - German Mrs Bream/Miss Morris - Thursday @ 12.30pm weekly
	Adv Higher	Please consult your Modern Languages Team for detailed instructions and resources issued via assignments each week and Linguascope/Quizlet/BBC Bitesize and SCHOLAR for supplementary vocabulary and grammar activities. Please refer to information issued via your TEAMS for any online lessons/support. Live Lesson - French Mr Méthivier - Thursday @ 12pm weekly Live Lesson - German Mrs Bream/Miss Morris – Thursday @12.30 pm weekly
Useful Links	<ul style="list-style-type: none"> • www.linguascope.com • www.quizlet.com • www.scholar.hw.ac.uk • https://www.bbc.co.uk/bitesize/subjects/z2mxsbk • http://www.bbc.co.uk/languages/spanish/mividaloca/ep01/ • @MfiMintlaw <div style="text-align: right; margin-top: 20px;">  </div>	

S4-6 Science

Week commencing 8th February

Biology	National 4 National 5	<p>Each week, your teacher will give you instructions on the week's work through Teams – Assignments and Teams - Posts. Tasks will include, using the presentations to fill in your class booklet, video clips, research, creative tasks, BBC Bitesize, Education Perfect, Scholar, SQA past paper questions.</p> <p>This week we will continue working through Topic 2: Multicellular Organisms, booklet 1. Please check the Topic 2 folder on your class Team for materials such as class booklets, presentations, video walk through and activities.</p> <p>Full instructions for this week's tasks can be found on Teams – Assignments. Please continue to use thumbs up when your teacher posts work so that we can see how and when you are engaging. Try your best to complete all tasks given by the deadline and use Teams/Glow e-mail to contact your teacher with any difficulties you are having.</p> <p>Please note: The work set for this week does not need to be submitted until Friday 19th February.</p>
	Higher	<p>Each week, your teacher will give you instructions on the week's work through Teams – Assignments and Teams - Posts. Tasks will include, using the presentations to fill in your class booklet, video clips, research, creative tasks, BBC Bitesize, Scholar, Microsoft Forms, SQA past paper questions.</p> <p>This week we will continue with Metabolism and Survival, booklet 1. Please check the Metabolism and Survival folder on Teams for class booklets, presentations, video walk through and activities.</p> <p>This week's task is to study Key Area 3 - Metabolic rates. Full instructions can be found on Teams – Assignments. Please continue to use thumbs up when your teacher posts work so that we can see how and when you are engaging. Try your best to complete all tasks given and use Teams/Glow e-mail to contact your teacher with any difficulties you are having. Please note: The work set for this week does not need to be submitted until Friday 19th February.</p>
	Advanced Higher	<p>Each week, your teacher will give you instructions on the week's work through Teams – Assignments and Teams - Posts. Tasks will involve, using the presentations to fill in your class booklet, watching video clips, research, Scholar activities, SQA past papers.</p> <p>This week we will continue with Topic 2 Organisms and Evolution, booklet 2. Check the Topic 2 Channel on Teams for class booklets, presentations, video walk through and activities. Please note: The work set for this week does not need to be submitted until Friday 19th February.</p> <p>This week's task is to study Key Area 2.3.c – Sex determination and inheritance. Full instructions can be found in Teams – Assignments. Please continue to use thumbs up when your teacher posts work so that we can see how and when you are engaging. Try your best to complete all tasks given and use Teams/Glow e-mail to contact your teacher with any difficulties you are having.</p>

Chemistry	National 4 National 5	<p>This week, we continue with our look at the second Natures Chemistry booklet – focussing on calculating temp change in energy calculation questions. We will also look at Calculations from Equations as revision. Check your class Teams page on Monday for specific instructions.</p> <p>Remember, at all times, you will be able to access digitised versions of class booklets, and any support documents such as PowerPoints, weblinks and other learning materials all from the class Teams page.</p> <p>Please note, the work set for this week does not need to be submitted until Friday 19th February.</p> <p>Please use thumbs up when your teacher posts work so that we can see how and when you are engaging. Also, try your best to complete any tasks given and use Teams/Glow Email to contact your teacher with any difficulties you are having.</p>
	Higher	<p>Pupils should access instructions for this week through their class Teams page. All materials required; booklets, PowerPoints, audio files, quizzes etc. can be accessed through the Teams page. Please contact your class teacher if you experience any difficulties.</p> <p>Please note, the work set for this week does not need to be submitted until Friday 19th February.</p>
	Advanced Higher	<p>This week, we will continue with the second Organic booklet. For each piece of work assigned, there should be references in the booklet to websites/YouTube clips etc that will help you complete the work. I will also provide introductory/summarising videos to hopefully help the learning! As ever, though – please feel free to ask questions as we work through the booklet. Use the “Help” or “General” channel in Teams to post any questions you may have</p> <p>This week the focus will be on looking at “Electrophillic Addition Reactions”</p> <p>Remember to log-on to the Live Lesson on Tuesday – armed with questions!</p> <p>Please note, the work set for this week does not need to be submitted until Friday 19th February.</p>

Physics	National 4 National 5	This week and next weeks work will be centred around Newtons Laws of Motion. We will be dealing with the first 3 laws relating to unbalanced forces and acceleration. This work will be spread over 2 weeks finishing on Friday 19th February. There is no time limit – take your time and check your work.
	Higher	This weeks work will consolidate last weeks work on Internal Resistance and start moving on towards Capacitors. All materials are available online in files and can be found at the Scholar website. This work will be spread over 2 weeks finishing on Friday 19th February.
	Advanced Higher	<p>This week we will look at capacitance. There will be a wee video to watch and you should be doing</p> <ul style="list-style-type: none"> • Scholar Electromagnetism section 5 capacitors • Reading through your notes and the scholar notes • Tutorials 6 and 6.1 and uploading them to the assignment. <p>I will issue each week's work through assignments on a Monday for Friday but you should take time to plan when you are going to do the work through the week.</p> <p>Remember, any concerns just tag me in a comment and I'll help. If you choose to email Mr McIntosh through Glow perhaps tag Mr McIntosh in a comment on teams just to say you've sent him an email would be helpful</p> <p>Please note, the work set for this week does not need to be submitted until Friday 19th February.</p>
Useful Links	<ul style="list-style-type: none"> • https://scholar.hw.ac.uk/login • http://nat5biopl.edubuzz.org/ • https://www.evans2chemweb.co.uk/ username: mintlaw password: chemweb • https://mrmackenzie.co.uk/ • https://www.khanacademy.org/science • https://www.educationperfect.com/ • https://www.bbc.co.uk/bitesize • @MintlawSci 	

S4-6 Social Subjects

Week commencing 8th February

Geography	National 4 National 5	<p>Miss Owen's Miss Owen's class will be carrying out research into the Future of Farming. They should create a PowerPoint, Sway or video about the topic using the success criteria set out in the task. They will have slightly longer to complete the tasks due to the February break so they should upload their work to the assignment for Friday 19th Feb.</p> <p>Mrs Lawson's class will be doing some work on their research skills. They are to research and produce a presentation (Sway, PowerPoint or video) based on the Future of Farming. They have been given a set criteria, and should structure their findings as set out. They will have slightly longer to complete the tasks due to the February break so they should upload their work to the assignment for Friday 19th Feb.</p>
	Higher	<p>This week the class are continuing to look at desertification in the Sahel and will be looking at the impacts on the area and the possible solutions. Their timed question will be on Development and Health and will be posted on TEAMS on Monday. They will have slightly longer to complete the tasks due to the February break so they should upload their work to the assignment for Friday 19th Feb.</p>
Travel & Tourism	National 5	<p>The class are starting to work on a new outcome project: Race Across the world and are creating an itinerary for stage 1 of the race. They will have slightly longer to complete the tasks due to the February break so they should upload their work to the assignment for Friday 19th Feb.</p>
History	National 4 National 5	<p>Mr Kelly's class - Pupils will be learning about the events of 'Bloody Sunday' in Selma Alabama which led to changes voting equality for African Americans.</p> <p>Mr Bennett's class - The National 4/5 pupils this week are to firstly to continue to revise for their History Exam using the revision materials which were issued before the Christmas Holidays, but also are to complete tasks on Selma and Bloody Sunday. These tasks are due for completion by Monday 22nd February at 9am.</p>
	Higher	<p>The Higher pupils this week are firstly to continue to revise for their History Exam using the revision materials (checklist) which were issued before the Christmas Holidays, but also are to read the Pillars of Authority booklet (Russian History) and to complete the 16 activity questions. This task is due for completion by Monday 22nd February at 9am.</p>

Modern Studies	National 4 National 5	<p>National 4 pupils will work on their AVU. They should email Aim 2 (with their research sources listed) to their teacher. They should upload their work to the assignment for Friday 19th Feb.</p> <p>National 5 pupils will be looking at Influence in UK the decision-making process. This week, using the information on Pressure groups gained last week the pupils will complete 3 KU questions as preparation for their prelim exam. Particular attention should be paid to the structure of their answers (help sheets are available on TEAMS). Due to the February break they should upload their work to the assignment for Friday 19th Feb.</p>
	Higher	The class will be continuing with work for Section 2 - Democracy in Scotland and the UK, Lesson 6 (Part 1). This will involve looking at a PowerPoint, using a textbook/revision notes, answering questions, and doing a 20-mark essay.
	Advanced Higher	This week pupils will aim to complete their dissertations. The focus should be on research methods analysis and the creation of appendices to support their research. Support power points will be on TEAMS.
Politics	Higher	The class will be continuing with Lesson 2 (Part 2) – The Rationale Choice Model of Voting Behaviour. This will involve doing questions 51 to 55 followed by 20-mark “To what extent” source question.
Useful Links	<ul style="list-style-type: none"> • https://www.bbc.co.uk/bitesize • @mintlawsocsub • https://www.understandingstandards.org.uk/ 	

S4-6 Technology

Week commencing 8th February

Business Management	National 4 National 5	Continuing working through the course work – using the Business Team pupils will be looking at the role of the Human Resources department and dealing with the Management of People, in particular the rules and procedures people must follow in regard to legislation and the consequences of such legislation. The role of technology will also be considered. Live LESSON about your project Thursday AM All work to be submitted by the date assigned on Teams. Friday Submission
	Higher	This week we will work on the Management of Operations topic. Starting with Inventory Management. Read pages 84 – 86 up to JIT and answer the key questions 3.1. Read JIT p86 – Computerised inventory control p88 and then read the Amazon case study and answer the discussion point questions. Read the role of logistics manager and answer the Quick Questions 3.1 on page 89. Remember to use the command words to structure your answers.
Administration	National 4 National 5	The week will be split into two areas- Theory and Practical The theory will be looking at sources of information and in particular the internet. The practical will be working on exam style spreadsheet questions. All work to be printed to OneNote as per instruction in the assignment.
Engineering Skills for Work	National 5	Looking at employability create your CV and fill out an Application form. Live LESSON Tuesday 2pm and Friday Catch up 10.00am

Engineering Science	National 4 National 5	What is Energy? Continuing the investigating and calculations of different types of energy.. LIVE LESSON Monday at 1.30pm , Lesson content will be looking at Heat Energy Submission –Thursday18th Feb 12pm and Past Paper style.
	Higher	MOSFETS- Electronics unit continues with looking at MOSFETS Pitched at a more advanced level, in preparation for your assessments complete a series of tasks and past paper questions linking the content from the live lesson on Monday. LIVE LESSON Monday at 9.30am to recap and discuss issues Submission due Wednesday 12pm.
Graphic Communication	National 4 National 5	This week will be split into 3 shorter tasks. We will look at the slightly newer area of ‘Building Construction Drawings’, ‘Touchscreen Devices’ and consolidate some of our practical work
	Higher	The week will be split into 3 shorter tasks. We will consolidate our learning on ‘Ways of Working 1’, ‘Ways of Working 2’ and ‘Tangency and Ellipses’
Woodwork	National 4 National 5	Using Microsoft Forms complete a series of questions based on the skills you have learnt in the workshop. Watch the team for regular updates. Pupil’s will be introduced to SQA style questions.
Useful Links	<ul style="list-style-type: none"> • @Mintlawtech • http://www.technologystudent.com/ 	

S5/6 Wider Achievement

Week commencing 8th February

Film & Media:
NPA

Work will be posted on the NPA Teams. Students can tune into a **LIVE LESSON Friday at 11.30 am in the NPA Film and Media teams** to chat about our plans to continue working on our NPA Film and Media award.

PC Passport:
NPA

Higher and Advanced Higher subjects should take priority but if you have time continue to work through PC Passport Units on Word Processing and Excel. Booklets and further instructions can be found on Teams.

Year Book

Keep checking the Yearbook Teams page for any information relating to the completion of the Yearbook.

NESCOL School Link Courses

Week commencing 8th February

All courses

It is important that you continue to complete work set by your lecturer through Blackboard and attend any live lessons. Please continue to check the school Team for any updates.

If you have any issues accessing work then you should contact your lecturer via Blackboard or email schools@nescol.ac.uk.