


## S1 - Work Instructions for Week Commencing 22nd February

### Important information about your learning

- **We recommend that you spend 3 hours a day on learning.** You can of course do more by completing optional tasks and 'Idea of the Day' available on the Covid section of the website.
- You are encouraged to make up a weekly learning schedule. Please see information on the website and the template which can be downloaded.
- Please contact your teacher through Teams. If you have any difficulty with this, please email the school.
- **Indicate that they are engaging with the learning on Teams by thumbing up your teachers posts.** 

### Online learning protocols

- Pupils will have already signed 'An Acceptable Use of ICT Agreement' at the beginning of their school year and this agreement still stands in the virtual learning environment.
- **For pupils:**
  - Only use Glow email addresses for class communication.
  - Submit all assignments on time.
  - Show your engagement online by thumbing up communication posted by your teachers.
  - For any virtual lessons
    - Be punctual.
    - Do not record or take pictures of any part of a livestream / video-conference lesson.
    - Be prepared with materials and device charged.
    - Show respect for everyone and behave as you would be expected to in school.
    - Seek to contribute to the online classroom in a positive manner.
    - Ensure your location is appropriate, place your device so the camera does not show too much of your home (to protect your privacy).
    - Dress appropriately.
- **For parents:**
  - Take an interest in your child's work and the work left for him/her to complete in Microsoft Teams.
  - Help your child find the best place to work (if possible, not a bedroom).
  - Virtual lessons through Teams may be used in some subjects these should not be recorded.
  - Should you need to contact the school this should be done through the normal procedures by telephoning or emailing the school.

## Support with online learning

- The following links provide useful information and videos to support with online learning and using Microsoft Teams
  - <https://youtu.be/E3LdeMTNajl>
  - <http://bit.ly/ShireDigitalSupport>
  - Pupil support videos are all posted on PSE Teams.

## Creating a weekly learning schedule

- We recommend that you create a daily learning schedule to help structure your day.
- Try to break learning up into blocks of 40 to 50 minutes and then take a 10 to 15 minute break.
- The template below can be downloaded from the school website to create your own schedule [Weekly Subject Information \(mintlawacademy.aberdeenshire.sch.uk\)](http://mintlawacademy.aberdeenshire.sch.uk)

Learning at Home Schedule					
	Monday	Tuesday	Wednesday	Thursday	Friday
Morning					
Afternoon					
Daily exercise					

Example S1/2 - Learning at Home Schedule					
	Monday	Tuesday	Wednesday	Thursday	Friday
Morning	English	Social Subjects	Drama	Languages	Maths
	Art	Technology	Maths	Science	Home Economics
Afternoon	Maths	Music	English	Technology	English
	Science	Languages	PE	Social Subjects	Create a schedule for next week
Daily exercise	PE with Joe Wicks (YouTube)	Outdoor exercise	Dance with Darcey Bussel (Facebook)	PE with Joe Wicks (YouTube)	Outdoor exercise

S1 Live Sessions with your Guidance Teacher

This week your Guidance Teacher will hold a live check in session at the following times. Please attend this session.

**Brucklay**



Thursday 10am

**Deer**



Tuesday 2pm – 2.15pm

**Mormond**



Monday 10.45am

**Ugie**



1U1 – Monday 1pm  
1U2 – Tuesday 10am

## S1 Additional Support for Learning

### Week commencing 22nd February

#### S1 ELS Maths (1D2 group & RW)

There will be an assignment in the S1 ELS Home Learning Team. It will go live on Monday at 9am and is **due on Thursday by 4pm**. Live Lesson details will be posted in the S1 ELS Home Learning Team and the **meeting will be on Tuesday afternoon** with Mrs Dow. There will be a catch-up session with Mrs Mackay on Friday morning in the S1 ELS Home Learning Team.

Please contact Mrs Dow through Teams/Glow email, if you are having problems accessing the work.

#### S1 ELS English (1D2 & 1M1)

There will be an assignment in the S1 ELS Home Learning Team. It will go live on Monday at 9am and is **due on Thursday by 4pm**. Live Lesson details will be posted in the S1 ELS Home Learning Team and the **meeting will be on Tuesday afternoon** with Mrs Dow. There will be a catch-up session with Mrs Mackay on Friday morning in the S1 ELS Home Learning Team.

Please contact Mrs Dow through Teams/Glow email, if you are having problems accessing the work.

### Useful Links

See TEAMS or refer to your letter sent home

- [Teach your Monster to Read](#)
- [Nessy](#)
- [BBC Dance Mat Typing](#)
- [Door Way Online](#)
- [Active Literacy](#)
- [Help Kidz Learn](#)
- [Sumdog](#)
- [Tech and Learn](#)
- [Twitter - @Mintlaw\\_SandC](#)

## S1 Creative Arts

### Week commencing 22nd February

#### Art

- Please see your Art team for your next Art task and make sure that you have finished your Animal Task.
- There are resources attached to the assignment to help you. Please use your homework jotter or if you don't have this a piece of paper is fine. Please take a picture of your work (making sure it is in focus) and upload it by the deadline.

#### Music

- This week pupils will be looking at a video of an Orchestra and then completing a quiz.
- Please see you Music Team for all the information you need.

#### Drama

- Please see your S1 Drama Team for a new unit on genre. This is an important Level 3 Drama term. Please complete the quiz that will be issued on Tuesday. All the information you require will be on your Drama team.

### Useful Links

- [BBC Bitesize](#)
- [National Theatre](#)
- Look out for the new Creative Arts Faculty twitter page – @MintlawCreative

## S1 English

### Week commencing 22nd February

Remember to use the **PPT Audio version of the story Licked** by Paul Jennings to have it read to you by Mr Closs, or use the **word document version** to read it yourself. Both will be in your TEAMS files.

**Licked Week 5 PPT: Learners should work through the 'Licked' Unit of work completing Core Tasks: Due Friday 26<sup>th</sup> of Feb at 3pm.**

Task 1 – Write the introduction to your Critical Essay.

**Extension Task:** Go onto the Free Rice website and rack up some grains of rice.

Remember to 'thumbs' up your teacher's post so we know you've seen them. Finally, please try to complete the weekly tasks – if you have any issues or concerns use the Teams page to contact your teacher.

### Useful Links

- [BBC Bitesize](#)
- [@MintlawEnglish](#)
- <https://freerice.com/categories/english-vocabulary>

## S1 Health & Wellbeing

### Week commencing 22nd February

#### PE

We want to encourage everyone to remain as active as possible while at home and be completing regular exercise.

For this week's task pupils should:

- Access Teams to see a range of fitness resources and links.
- Pick a workout to try that fits in with their timetable and resources.
- Fill out a short 'form' through the assignments to let us know what they tried and how they got on.

#### HE

- Journey of Food - Prepare a recipe using Oats (or any other cereal) – pupils can use the flapjack recipe given or use one of their own. Create an iMovie of you making your recipe. If you do not have access to iMovie then create a storyboard showing what you did. An assessment has been set in teams to create a poster promoting the use of oats. Due to the mid-term break pupils will get until **19<sup>th</sup> Feb to complete this task.**
- Miss Macdonald's classes – Pupils are to cook their choice of recipe and create an iMovie to demonstrate what they did. An example will be uploaded in our teams. If pupils do not have access to iMovie they can create some form of picture storyboard of what they did, real or cartoon! Due to the mid-term break pupils will get until **19<sup>th</sup> Feb to complete this task.**

### Useful Links

- [@mintlaw\\_health](#)
- [The BodyCoach TV \(YouTube\)](#)
- [foodafactoflife.org.uk](http://foodafactoflife.org.uk)
- [Aberdeen Community Trust | Secondary School \(afccommunitytrust.org\)](http://afccommunitytrust.org)

## S1 Mathematics

### Week commencing 22nd February

- This week we are continuing with the Algebra Topic – This week we are moving on to Factorising Expressions. **Pupils should have their own personal copy of the Note Booklet and Work Booklet for this topic.** The resources for this topic are available via GLOW and links to them will also be posted on your class TEAM
- More specific information will be issued to each class by their class teacher via TEAMS
- Pupils should indicate that they are engaging with their learning by acknowledging the posts from the teachers with the THUMBS up icon – we are using this to take a register for our classes
- Any pupil who completes the work set by their teacher can login to their SUMDOG account to complete further challenges.

### Useful Links

- [www.maths180.com](http://www.maths180.com)

## S1 Modern Languages

### Week commencing 22nd February

- **We are continuing working on the topic of school.**
- Please consult your Modern Languages Team for detailed instructions and resources issued via assignments each week.
- Your work for the week will be issued on a Monday and you have the rest of the week to complete the activities.
- Each week there will be a range of tasks, some online, some offline etc and whilst we encourage you to complete all the activities assigned, we understand that this may not always be possible.
- You can also use Linguascope/Quizlet/BBC Bitesize and blooket.com for supplementary vocabulary and grammar activities.
- Your teachers are available to help if you need it via email, live chat or messages. @yourteacher or send them an email via GLOW.
- Pupils are asked to submit evidence of their completed work via assignments (turn in function). This can be completed worksheets or photos of completed work for example. Please note, you do not have to submit evidence of every activity set in assignment.
- **LIVE LESSONS are Friday @12pm.** Join the Live Lesson Team.

### Useful Links

- [www.linguascope.com](http://www.linguascope.com)
- [www.quizlet.com](http://www.quizlet.com)
- [www.blooket.com](http://www.blooket.com)
- <https://www.bbc.co.uk/bitesize/subjects/z2mxsbk>



## S1 Science

### Week commencing 22nd February

- Hello S1 Scientists!
- We are now well up and running with our Science online learning! You should now be confident with accessing files, completing tasks, posting questions on chat and completing assignments. Should you need more support with this, please contact your teacher!
- **At the beginning of this week, check TEAMS for your weekly task!**
- That task might be to complete work from your booklet, do some research, complete a quiz or something else completely! In addition, you may now be using the excellent resource "Education Perfect" for which we have been given special access.
- Whichever task you are given, the idea is that we try to work our way through the topics in a similar way we would if you were in school. We realise that you have a number of other subjects to complete and so your weekly task should not take too long!
- Classes will be on a different topic or at least at a different stage of a topic so each class's task will vary from week to week. Log on to your Science Teams page and see what you must do this week
- **Finally, please try to complete the weekly tasks – if you have any issues or concerns use the Teams page or GLOW email to contact your teacher.**

### Useful Links

Remember, you may well be using the excellent resource <https://www.educationperfect.com/>.

It's a great resource and we have been particularly issuing it to pupils in S1/S2 and even some S3 and above. If you have been asked to go on it and are having trouble, just contact your teacher. However, for most...your username will be your GLOW E-MAIL ADDRESS, and your password will be your first name (all lower case).

Being able to use this website will allow us to keep on ticking over with the various topics in the S1/S2 course. Tasks are directed to you and involve, reading, watching video clips, filling in blanks, answering quiz questions.

We know that you have lots of other subjects to do as well, so the tasks should never take too long!

<https://www.bbc.co.uk/bitesize>

## S1 Social Subjects

### Week commencing 22nd February

**1B1** – Are continuing to work on Living and Working in Scotland and will be learning about **different types of energy. They will also be learning how oil forms. Pupils should upload their work to the assignment for Friday 26<sup>th</sup> Feb.**

**1D1** – *Pupils will be reflecting on the moral issue from the previous task and looking at what we mean by democracy.* **Pupils should upload their work to the assignment for Friday 26<sup>th</sup> Feb.**

**1D2** – Are continuing to work on Scottish Power and will be learning about life in Scotland during the Bronze Age. They will also be researching standing stones. They should **upload their work to the assignment for Friday 26<sup>th</sup> Feb.**

**1M1** – Week 7 work will involve the class doing the work from the Living and Working and Scotland Task 7 looking at medieval farming and community working, using the workbook and PowerPoint. **Pupils should upload their work to the assignment for Friday 26<sup>th</sup> Feb.**

**1M2** –Pupils will be reflecting on the moral issue from the previous task and looking at what we mean by democracy. **Pupils should upload their work to the assignment for Friday 26<sup>th</sup> Feb.**

**1U1** –Living and working in Scotland Tasks 9 and 10 – Pupils will be learning about the different regions of Scotland and what types of farming go on in these areas. **Pupils should upload their work to the assignment for Friday 26<sup>th</sup> Feb.**

**1U2** –This week the class will be continuing on their new topic Living and Working in Scotland. They will be learning about the sites of ancient settlements and why some were able to thrive whilst others struggled. The tasks are related to information and sources given in the PowerPoint and include writing about their own settlement and community. **Pupils should upload their work to the assignment for Friday 26<sup>th</sup> Feb.**

### Useful Links

<https://www.bbc.co.uk/bitesize>  
<https://www.bbc.co.uk/newsround>  
<https://www.historyforkids.net/>



## S1 Technology

### Week commencing 22nd February

#### Week 2 please select another 3 menu items to complete

Pupils will find the 'Faculty of Technologies Menu' in the assignments section of their class teams and should choose one starter, one main course and one pudding to complete each week.

Tasks have been designed to either revise topics covered last term or to introduce this terms work. The menu covers our various curriculum areas; Design & Technology, Business Studies and Computing. Support materials for each task can be found in the 'files' section of each team and a video guide is also available. Pupils can choose to complete their three tasks at any point during the school week but should hand in completed work by Friday lunchtime.

Keep an eye on our twitter feed **@Mintlawtech** as we share lots of brilliant pupil work each week!

### Useful Links

- Useful websites will be embedded into teams
- <http://www.technologystudent.com/>

## S1 TRUST

### Week commencing 22nd February

#### Trust Lesson 3 – Job Search Task

This is a follow-on lesson from the previous careers adviser task. I want you to use the *'My World of Work'* website and answer questions about different jobs. You can choose ANY 2 jobs you want (preferably ones you might be interested in), so long as they are on the website.

Simply go to the website <https://www.myworldofwork.co.uk/> then use the search function at the top right of the page and you will be brought to a page with all the information you need for your chosen job. You should answer the questions below for both of your job choices and submit your answers typed or written.

1. What is the job?
2. What would you be doing for that job?
3. What skills would be useful in the job?
4. What qualifications would you need to do this job?
5. What school subjects would be useful for this job?

## Children's University

Pupils who have signed up for Children's University can continue to collect credits for a range of activities. The following links will give ideas or activities that can gain you credits. Remember to keep evidence of any activities you complete and log these in your CU Passport and on Aspire.

- School CU Teams Page – pupils can contact Mr Donaldson through this page
- Aspire
- [Free activity sheets Children's University Scotland](#)
- [PowerPoint Presentation \(childrensuniversity.scot\)](#)
- [Idea of the Day \(mintlawacademy.aberdeenshire.sch.uk\)](#)


Not signed up for CU but interested in being involved?

- See <https://childrensuniversity.scot/> for more information
- Parents can sign up using this link <https://eu.jotform.com/CUScotland/Aberdeenshire>



## S2 - Work Instructions for Week Commencing 22nd February

### Important information about your learning

- **We recommend that you spend 3 hours a day on learning.** You can of course do more by completing optional tasks and 'Idea of the Day' available on the Covid section of the website.
- You are encouraged to make up a weekly learning schedule. Please see information on the website and the template which can be downloaded.
- Please contact your teacher through Teams. If you have any difficulty with this, please email the school.
- **Indicate that they are engaging with the learning on Teams by thumbing up your teachers posts.** 

### Online learning protocols

- Pupils will have already signed 'An Acceptable Use of ICT Agreement' at the beginning of their school year and this agreement still stands in the virtual learning environment.
- **For pupils:**
  - Only use Glow email addresses for class communication.
  - Submit all assignments on time.
  - Show your engagement online by thumbing up communication posted by your teachers.
  - For any virtual lessons
    - Be punctual.
    - Do not record or take pictures of any part of a livestream / video-conference lesson.
    - Be prepared with materials and device charged.
    - Show respect for everyone and behave as you would be expected to in school.
    - Seek to contribute to the online classroom in a positive manner.
    - Ensure your location is appropriate, place your device so the camera does not show too much of your home (to protect your privacy).
    - Dress appropriately.
- **For parents:**
  - Take an interest in your child's work and the work left for him/her to complete in Microsoft Teams.
  - Help your child find the best place to work (if possible, not a bedroom).
  - Virtual lessons through Teams may be used in some subjects these should not be recorded.
  - Should you need to contact the school this should be done through the normal procedures by telephoning or emailing the school.

## Support with online learning

- The following links provide useful information and videos to support with online learning and using Microsoft Teams
  - <https://youtu.be/E3LdeMTNajl>
  - <http://bit.ly/ShireDigitalSupport>
  - Pupil support videos are all posted on PSE Teams.

## Creating a weekly learning schedule

- We recommend that you create a daily learning schedule to help structure your day.
- Try to break learning up into blocks of 40 to 50 minutes and then take a 10 to 15 minute break.
- The template below can be downloaded from the school website to create your own schedule [Weekly Subject Information \(mintlawacademy.aberdeenshire.sch.uk\)](http://mintlawacademy.aberdeenshire.sch.uk)

Learning at Home Schedule					
	Monday	Tuesday	Wednesday	Thursday	Friday
Morning					
Afternoon					
Daily exercise					

Example S1/2 - Learning at Home Schedule					
	Monday	Tuesday	Wednesday	Thursday	Friday
Morning	English	Social Subjects	Drama	Languages	Maths
	Art	Technology	Maths	Science	Home Economics
Afternoon	Maths	Music	English	Technology	English
	Science	Languages	PE	Social Subjects	Create a schedule for next week
Daily exercise	PE with Joe Wicks (YouTube)	Outdoor exercise	Dance with Darcey Bussell (Facebook)	PE with Joe Wicks (YouTube)	Outdoor exercise

S2 Live Sessions with your Guidance Teacher

This week your Guidance Teacher will hold a live check in session at the following times. Please attend this session.

**Brucklay**



Monday 10.30am

**Deer**



Tuesday 2pm -2.15pm

**Mormond**



Tuesday 11.30am

**Ugie**



2U1 Monday 10.30am  
2U2 Thursday 9.30am

## S2 Additional Support for Learning

### Week commencing 22nd February

#### S2 Maths (2-6 & 2-1)

There will be an assignment in the 2-1 Maths Team on Monday morning at 9am for all of you. We are going to start a new topic, Expressions & Equations. We will be learning how to solve expressions and equations using +, -, x, ÷. **Our live lesson will be changed to Monday afternoon at 2pm** with the details on the 2-1 Team page. Please look at the assignment before the live lesson to see if you have any questions.

#### 2-1 and 2-6 ELS English

Part 3 of "Uneasy Homecoming" and a writing task. Mrs Donald

### Useful Links

See TEAMS or refer to your letter sent home

- [Teach your Monster to Read](#)
- [Nessy](#)
- [BBC Dance Mat Typing](#)
- [Door Way Online](#)
- [Active Literacy](#)
- [Help Kidz Learn](#)
- [Sumdog](#)
- [Tech and Learn](#)
- [Twitter - @Mintlaw\\_SandC](#)

## S2 Creative Arts

### Week commencing 22nd February

#### Art

- Design Detective Task. All S2 pupils will research a designer from a choice of 5 that are provided. You will then display 5 facts about this designer on a poster. Please read all the instructions that go along with this assignment.
- All information is available on your Art Team.

#### Music

- This week pupils will be looking at a video of an Orchestra and then completing a quiz.
- Please see you Music Team for all the information you need.

#### Drama

- Please see your S2 Drama Team for lessons on Theatre Arts. This week we will be looking at Make Up and Hair. We will look at the different terminology and analyse what value they can add to a performance. Any questions please contact Miss Arbuthnott. This task was issued on Thursday 18<sup>th</sup> so you have a little longer to complete this task – **due date for completion is 26<sup>th</sup> Feb.**

### Useful Links

- [BBC Bitesize](#)
- [National Theatre](#)
- Look out for the new Creative Arts Faculty twitter page – @MintlawCreative

## S2 English

### Week commencing 22nd February

S2 are continuing to study The Landlady. There is a **PPT version with audio over it**, with the story being read to you by English Faculty staff, or you can use the **word document** version to read it yourself.

### Core Tasks: Due Friday 26<sup>th</sup> of Feb at 3pm.

Read/ Listen to the whole story and complete the tasks below.

1. Task 1 Genre
2. Short Forms Quiz
3. Foreshadowing Task

**Extension work:** Write a letter as if you are Billy, foreshadowing the dangers of staying at the Landlady's home.

Remember to 'thumbs' up your teacher's post so we know you've seen them. Finally, please try to complete the weekly tasks – if you have any issues or concerns use the Teams page to contact your teacher.

### Useful Links

- [BBC Bitesize](#)
- [@MintlawEnglish](#)
- <https://freerice.com/categories/english-vocabulary>

## S2 Health & Wellbeing

### Week commencing 22nd February

#### PE

We want to encourage everyone to remain as active as possible while at home and be completing regular exercise.

For this week's task pupils should:

- Access Teams to see a range of fitness resources and links.
- Pick a workout to try that fits in with their timetable and resources.
- Fill out a short 'form' through the assignments to let us know what they tried and how they got on.

#### HE

- Pupils will continue with the unit of work Journey of Food. The topic for this week is Sustainable Fashion. Pupils should access Teams for information.
- Mrs Adam's class will cover the topic – Palm Oil. Details in Teams.

### Useful Links

- [@mintlaw\\_health](#)
- [The BodyCoach TV \(YouTube\)](#)
- [foodafactoflife.org.uk](http://foodafactoflife.org.uk)
- [Aberdeen Community Trust | Secondary School \(afccommunitytrust.org\)](http://afccommunitytrust.org)

## S2 Mathematics

### Week commencing 22nd February

- This week we are continuing with the Percentage Topic – this is the last week that we will be working on this topic. **Pupils should have their own personal copy of the Note Booklet and Work Booklet for this topic.** The resources for this topic are available via GLOW and links to them will also be posted on your class TEAM
- More specific information will be issued to each class by their class teacher via TEAMS
- Pupils should indicate that they are engaging with their learning by acknowledging the posts from the teachers with the THUMBS up icon – we are using this to take a register for our classes

### Useful Links

- [www.maths180.com](http://www.maths180.com)

## S2 Modern Languages

### Week commencing 22nd February

- **We have now completed our insert of German and hope that you all enjoyed learning something now. We will now be starting our topic of hobbies and leisure in French.**
- Please consult your Modern Languages Team for detailed instructions and resources issued via assignments each week.
- Your work for the week will be issued on a Monday and you have the rest of the week to complete the activities.
- Each week there will be a range of tasks, some online, some offline etc and whilst we encourage you to complete all the activities assigned, we understand that this may not always be possible.
- You can also use Linguascope/Quizlet/BBC Bitesize and blooket.com for supplementary vocabulary and grammar activities.
- Your teachers are available to help if you need it via email, live chat or messages. @yourteacher or send them an email via GLOW.
- Pupils are asked to submit evidence of their completed work via assignments (turn in function). This can be completed worksheets or photos of completed work for example. Please note, you do not have to submit evidence of every activity set in assignment.
- **LIVE LESSON Friday @12.45.** Join the S2 Modern Languages Year Group TEAM.

### Useful Links

- [www.linguascope.com](http://www.linguascope.com)
- [www.quizlet.com](http://www.quizlet.com)
- [www.blooket.com](http://www.blooket.com)
- <https://ukgermanconnection.org/>
- <https://www.bbc.co.uk/bitesize/subjects/z2mxsbk>





## S2 Science

### Week commencing 22nd February

- Hello S2 Scientists! We are now well into our stride with our Home Learning tasks and you should be confident in accessing and completing your set work
- ***At the beginning of the week, check TEAMS for your task issued by your Science teacher.***
- Weekly tasks could involve, watching video clips, quizzes, research, “Education Perfect” exercises etc, etc.
- NOTE THAT IF AND WHEN YOU GET TO THE END OF EACH TOPIC, YOUR TEACHER MAY ISSUE YOU WITH A TEST/QUIZ WHICH YOU WILL COMPLETE USING MICROSOFT FORMS. This will help your teacher to see how you are coping with the work covered.
- We know that you have lots of other subjects to do as well, so the tasks should never take too long!
- **Please use “thumbs up” (on Teams) when your teacher posts work so that we can see how and when you are engaging. Also, try your best to complete any tasks given and use Teams/Glow Email to contact your teacher with any difficulties you are having**

### Useful Links

As part of your work/assignments, your teacher may direct you to the excellent website called <https://www.educationperfect.com/>.

You may have used this already. If you have any trouble accessing the site, please contact your teacher. However, for most of you...your username will be your GLOW E-MAIL ADDRESS, and your password will be your first name (all lower case).

Being able to use this website will allow us to keep on ticking over with the various topics in the S2 course. Tasks are directed to you and involve, reading, watching video clips, filling in blanks, answering quiz questions.

<https://www.bbc.co.uk/bitesize>

## S2 Social Subjects

### Week commencing 22nd February

**2.1** -Pupils will be starting a new unit on Terrorism and what we mean by Terrorism. **This task is due for completion on Friday 26th February.**

**2.2** - Scotland in the Middle Ages –The Death of Alexander III. The pupils will be learning about the crisis caused in Scotland by his death and how this leads into the Wars of Independence. **This task is due for completion on Friday 26th February.**

**2.3** - The class will be continuing with the World War 1 unit in week 7. This will involve looking at a PowerPoint and doing the Task 14 questions. **Pupils should upload their work to the assignment for Friday 26<sup>th</sup> Feb.**

**2.4** - The class are currently working on the Middle Ages. This week pupils are looking at Scottish History and are undertaking tasks examining John Balliol, King Edward I's invasion of Scotland, William Wallace and the Battle of Stirling Bridge. **These tasks are due for completion by Monday 1st March at 9am.**

**2.5** - The class are currently working on the Middle Ages. This week pupils are looking at Scottish History and are undertaking tasks examining John Balliol, King Edward I's invasion of Scotland, William Wallace and the Battle of Stirling Bridge. **These tasks are due for completion by Monday 1st March at 9am.**

**2.6** – This week the class will be continuing to look at the Earth Forces topic, focusing on Volcanoes. They have tasks related to the different types of volcanoes, different shapes they can take and why, and the structure of a volcano. They have some interesting clips to watch, one based on the recent eruption of Mount Etna. **They should upload their work to the assignment for Friday 26<sup>th</sup> Feb.**

**Mr Sneddon's RMPS Classes** - Pupils in all classes are working their way through the 'Morality and Relationships' unit, this week pupils will be looking at arranged marriage.

**Mr Kelly's class, 2.1 RMPS** – Pupils in all classes are working their way through the 'Morality and Relationships' unit, this week pupils will be looking at arranged marriage.

### Useful Links

<https://www.bbc.co.uk/bitesize>  
<https://www.natgeokids.com/uk/>  
<https://www.nationalgeographic.org/encyclopedia/rain-forest/>  
<https://www.bbc.co.uk/newsround>  
<https://www.historyforkids.net/>  
<https://kids.kiddle.co/Religion>

## S2 Technology

### Week commencing 22nd February

**Week 2 please select another 3 menu items to complete**

Pupils will find the 'Faculty of Technologies Menu' in the assignments section of their class teams and should choose one starter, one main course and one pudding to complete each week.

Tasks have been designed to either revise topics covered last term or to introduce this terms work. The menu covers our various curriculum areas; Design & Technology, Business Studies and Computing. Support materials for each task can be found in the 'files' section of each team and a video guide is also available. Pupils can choose to complete their three tasks at any point during the school week but should hand in completed work by Friday lunchtime.

Keep an eye on our twitter feed **@Mintlawtech** as we share lots of brilliant pupil work each week!

### Useful Links

- Useful websites will be embedded into teams
- <http://www.technologystudent.com/>

## S2 TRUST

### Week commencing 22nd February

#### Trust Lesson 3 – Job Search Task

This is a follow-on lesson from the previous careers adviser task. I want you to use the *'My World of Work'* website and answer questions about different jobs. You can choose ANY 2 jobs you want (preferably ones you might be interested in), so long as they are on the website.

Simply go to the website <https://www.myworldofwork.co.uk/> then use the search function at the top right of the page and you will be brought to a page with all the information you need for your chosen job. You should answer the questions below for both of your job choices and submit your answers typed or written.

1. What is the job?
2. What would you be doing for that job?
3. What skills would be useful in the job?
4. What qualifications would you need to do this job?
5. What school subjects would be useful for this job?

## Children's University

Pupils who have signed up for Children's University can continue to collect credits for a range of activities. The following links will give ideas or activities that can gain you credits. Remember to keep evidence of any activities you complete and log these in your CU Passport and on Aspire.

School CU Teams Page – pupils can contact Mr Donaldson through this page

- Aspire
- [Free activity sheets Children's University Scotland](#)
- [PowerPoint Presentation \(childrensuniversity.scot\)](#)
- [Idea of the Day \(mintlawacademy.aberdeenshire.sch.uk\)](#)


Not signed up for CU but interested in being involved?

- See <https://childrensuniversity.scot/> for more information
- Parents can sign up using this link <https://eu.jotform.com/CUScotland/Aberdeenshire>



## S3 - Work Instructions for Week Commencing 22nd February

### Important information about your learning

- **We recommend that you spend 3 hours a day on learning.** You can of course do more by completing optional tasks and 'Idea of the Day' available on the Covid section of the website.
- You are encouraged to make up a weekly learning schedule. Please see information on the website and the template which can be downloaded.
- Please contact your teacher through Teams. If you have any difficulty with this, please email the school.
- **Indicate that they are engaging with the learning on Teams by thumbing up your teachers posts.** 

### Online learning protocols

- Pupils will have already signed 'An Acceptable Use of ICT Agreement' at the beginning of their school year and this agreement still stands in the virtual learning environment.
- **For pupils:**
  - Only use Glow email addresses for class communication.
  - Submit all assignments on time.
  - Show your engagement online by thumbing up communication posted by your teachers.
  - For any virtual lessons
    - Be punctual.
    - Do not record or take pictures of any part of a livestream / video-conference lesson.
    - Be prepared with materials and device charged.
    - Show respect for everyone and behave as you would be expected to in school.
    - Seek to contribute to the online classroom in a positive manner.
    - Ensure your location is appropriate, place your device so the camera does not show too much of your home (to protect your privacy).
    - Dress appropriately.
- **For parents:**
  - Take an interest in your child's work and the work left for him/her to complete in Microsoft Teams.
  - Help your child find the best place to work (if possible, not a bedroom).
  - Virtual lessons through Teams may be used in some subjects these should not be recorded.
  - Should you need to contact the school this should be done through the normal procedures by telephoning or emailing the school.

## Support with online learning

- The following links provide useful information and videos to support with online learning and using Microsoft Teams
  - <https://youtu.be/E3LdeMTNajl>
  - <http://bit.ly/ShireDigitalSupport>
  - Pupil support videos are all posted on PSE Teams.

## Creating a weekly learning schedule

- We recommend that you create a daily learning schedule to help structure your day.
- Try to break learning up into blocks of 40 to 50 minutes and then take a 10 to 15 minute break.
- The template below can be downloaded from the school website to create your own schedule [Weekly Subject Information \(mintlawacademy.aberdeenshire.sch.uk\)](http://mintlawacademy.aberdeenshire.sch.uk)

Learning at Home Schedule					
	Monday	Tuesday	Wednesday	Thursday	Friday
Morning					
Afternoon					
Daily exercise					

Example S1/2 - Learning at Home Schedule					
	Monday	Tuesday	Wednesday	Thursday	Friday
Morning	English	Social Subjects	Drama	Languages	Maths
	Art	Technology	Maths	Science	Home Economics
Afternoon	Maths	Music	English	Technology	English
	Science	Languages	PE	Social Subjects	Create a schedule for next week
Daily exercise	PE with Joe Wicks (YouTube)	Outdoor exercise	Dance with Darcey Bussell (Facebook)	PE with Joe Wicks (YouTube)	Outdoor exercise

## Choice of Course Information

### Key Dates:

- **Monday 22<sup>nd</sup> February** – Choice of course information will be available on the school website.
- **Week commencing 1<sup>st</sup> March** – attend the live session with your Guidance Teacher (times will be posted on the next page).
- **Monday 8<sup>th</sup> March** – Link will be posted on your House Team to complete your choice form through 'Microsoft Forms'.
- **Friday 12<sup>th</sup> March** – Choice forms must be submitted through 'Microsoft Forms'.

### Choice of course information available:

The following information can be accessed through the home page of the school website <https://mintlawacademy.aberdeenshire.sch.uk/>

- This video explains the choice of course process <https://online.clickview.co.uk/share?sharecode=a68e5e2c>
- Choice of course form which can be downloaded along with instructions for each year group.
- Choice of course booklet.
- Subject course information and videos.

### Support with choice of course

- Website information <https://mintlawacademy.aberdeenshire.sch.uk/>
- Live session with your Guidance teacher.
- 10-minute Skype call with your Guidance teacher can be requested through Teams or Glow email.
- Contact your teachers through subject Teams and Glow email.
- [Subject Choices tool | My World of Work](#)
- Skills Development Scotland information available on the website.

S3 Live Sessions with your Guidance Teacher

This week your Guidance Teacher will hold a live check in session at the following times. Please attend this session.

**Brucklay**



Tuesday 11.00am

**Deer**



Wednesday 2.00pm -2.15pm

**Mormond**



Wednesday 11.30am

**Ugie**



3U1 Monday 9.30am  
3U2 Friday 10.00am



## S3 Additional Support for Learning

### Week commencing 22nd February

#### S3 ELS English

Part 2 of the poetry analysis and a writing assignment.

#### S3 ELS

Symmetry - work will post on TEAMS. Mrs Bain

### Useful Links

See TEAMS or refer to your letter sent home

- [Teach your Monster to Read](#)
- [Nessy](#)
- [BBC Dance Mat Typing](#)
- [Door Way Online](#)
- [Active Literacy](#)
- [Help Kidz Learn](#)
- [Sumdog](#)
- [Tech and Learn](#)
- Twitter - @Mintlaw\_SandC

## S3 Creative Arts

### Week commencing 22nd February

#### Art

- Your task this week is to take 4 GOOD Photos following some basic rules. You can use your phone, camera, or a tablet. If you do not have one of these, please ask to borrow from someone else at home. Please read all the instructions before starting this task.

#### Music

- Please see your S3 Music Team for a Garage Band task. All the information you require can be found on the music team. **The deadline for this task is 25<sup>th</sup> Feb.**

#### Drama

- Please see your S3 Drama Team for more information. Miss Molver will be continuing with the documentary unit. All information and guidance for your tasks are available on your drama team.

### Useful Links

- [BBC Bitesize](#)
- [National Theatre](#)
- Look out for the new Creative Arts Faculty twitter page – @MintlawCreative

## S3 English

Week commencing 22nd February

S3 are beginning to study “Originally” by Carol Ann Duffy.

**Core Tasks: Due Friday 26<sup>th</sup> of Feb at 3pm.**

- Learners should access the PowerPoint ‘Originally – Pre-Reading’ and take detailed notes from the slides.
- They will need to either print a copy of the poem, or they will need to copy the poem into their jotters, with plenty of space to write their notes around the poem.
- Complete the Forms Quiz issued through their Assignments for **Friday 26<sup>th</sup> Feb at 3pm.**
- Submit pictures of their notes to the appropriate assignment on their teams for the **Friday 26<sup>th</sup> of Feb at 3pm.**

**Extension Tasks:**

- Pupils should watch the Learning Cauldron Video on “Originally” and add additional notes to their own, using the video at <https://www.youtube.com/watch?v=SdiBWy4LYEq>

**Other extension tasks** will be made available for pupils who require it – pupils should check their individual teams.

**Useful Links**

- [BBC Bitesize](#)
- SQA
- Twitter #RUAЕ
- [@MintlawEnglish](#)
- <https://freerice.com/categories/english-vocabulary>

## S3 Health & Wellbeing

### Week commencing 22nd February

#### PE

##### S3 Core PE and HWB Period (all)

- Pupils should access the '**S3 Health and Wellbeing**' Teams page for instructions and resources. The joining code for those not in the team is: **4u2sh52**. Pupils should complete and record their physical activity in their Week 6 Diary. This should amount to 50 minutes but pupils are encouraged to do more physical activity throughout the week if possible. All instructions and resources are on the 'S3 Health and Wellbeing' Teams page.

##### PE S3 Elective (those who have chosen PE as a subject choice)

Pupils should refer to their own class teams for information about the work.

- **Miss Coleman's Class:**  
FORMS assignment – 2d Methods to gather data – Cooper 12-minute run
- **Mr Robertson's Class:**  
Check teams for work on FEEDBACK .
- **Miss Wilson's Class:**  
Describe the impact upon performance assessment. (Social, Emotional, Mental Factor)- see teams.
- **Mr Laird's Class:**  
Describe the impact upon performance assessment. (Social, Emotional, Mental Factor)- see teams.

#### HE

- Miss Macdonald – This week the class are being given the theme 'Italy' and they need to cook a recipe that they think fits this brief. In their assignment I will include a recipe from the school recipe books which can be completed if pupils would prefer to be given a specific recipe to cook. All practical tasks are to be completed with guardian permission so there is a written task which can be completed instead if required and this can be found in the files tab in our team. **This task is to be completed for the 19<sup>th</sup> February.**
- Mrs Adam – complete activity on heat transfer – details in teams
- Mrs McGillivray class – complete recipe – details in teams

#### Useful Links

- [@mintlaw\\_health](#)
- [The BodyCoach TV \(YouTube\)](#)
- [foodafactoflife.org.uk](http://foodafactoflife.org.uk)
- [Aberdeen Community Trust | Secondary School \(afccommunitytrust.org\)](http://AberdeenCommunityTrust|SecondarySchool.afccommunitytrust.org)

## S3 Mathematics

### Week commencing 22nd February

- 3A1 (AH) and 3B1 (DF) are continuing with the work for Level 5 Numeracy.
- 3A2 (DF) are continuing with the work for Level 5 Numeracy
- 3B2 (AH), 3A3 (AW) and 3B3 (AH) are continuing with the Level 4 Unit titled – Finance and Statistics.
- 3A4 (DF) are continuing with the work for the Level 4 Numeracy Unit.

**The resources for all the S3 topics are available via GLOW and links to them will also be posted on your class TEAM**

- More specific information will be issued to each class by their class teacher via TEAMS
- Pupils should indicate that they are engaging with their learning by acknowledging the posts from the teachers with the THUMBS up icon – we are using this to take a register for our classes.

### Useful Links

- [www.maths180.com](http://www.maths180.com)

## S3 Modern Languages

### Week commencing 22nd February

S3 French - Planning a trip/ Les Voyages

S3 German – School

S3 LFL – Planning a trip (French)

- Please consult your Modern Languages Team for detailed instructions and resources issued via assignments each week.
- Your work for the week will be issued on a Monday and you have the rest of the week to complete the activities.
- Each week there will be a range of tasks, some online, some offline etc and whilst we encourage you to complete all the activities assigned, we understand that this may not always be possible.
- You can also use Linguascope/Quizlet/BBC Bitesize and blookey.com for supplementary vocabulary and grammar activities.
- Your teachers are available to help if you need it via email, live chat or messages. @yourteacher or send them an email via GLOW.
- Pupils are asked to submit evidence of their completed work via assignments (turn in function). This can be completed worksheets or photos of completed work for example. Please note, you do not have to submit evidence of every activity set in assignment.
- **Live Lessons - French – Tuesday @12pm/ German - Wednesday @12pm**

### Useful Links

- [www.linguascope.com](http://www.linguascope.com)
- [www.quizlet.com](http://www.quizlet.com)
- [www.blooket.com](http://www.blooket.com)
- [www.kahoot.com](http://www.kahoot.com)
- <https://www.bbc.co.uk/bitesize/subjects/z2mxsbk>
- <https://ukgermanconnection.org/>



## S3 Science

### Week commencing 22nd February

- Hello again to all S3 Connexion, Biologists, Chemists and Physicists! The focus of this week will be continuing to work through your topics as instructed by your teacher on Teams.
- **We want you to get the most out of your online learning, so we encourage you to let us know how you are getting on, by reacting and commenting on teams posts, or by emailing your teacher on Glow. We know you will want to try and think things through for yourselves, don't stay stuck too long; post a message (and tag your teacher) when you are "stuck" and we will help you out. If you want to ask something quietly then use your teacher's email. Perhaps a wee tag in a comment on teams would be helpful just to say you've emailed.**

### S3 Connexions Class:

- This week we will consolidate the work on chemical formulae and start looking at reactions and equations – all from the Scholar website.

### S3 Biology Classes.

- Each week, your teacher will give you instructions on the week's work through Teams – Assignments and Teams - Posts. These tasks will include a mix of video clips, research, creative tasks, BBC Bitesize, Scholar, Microsoft Forms, Education Perfect and using presentations to fill in your booklet. Keep an eye out for task deadlines and topics covered. Full instructions can be found on Teams – Assignments and Teams-Posts. Any resources required for these activities, such as class booklets, presentations, videos and further information can be found in Teams - Files.

### S3 Chemistry Classes.

- Each week, your chemistry teacher will give you instructions on the week's work through Teams. Tasks will involve completing your Topic 4 booklets by using the following activities; watching video clips, quizzes, research, Education Perfect exercises, etc. This week we will be looking at testing for unsaturation. We will complete pages 25 and 26 in your booklets

### S3 Physics Classes.

- This week we will review our work to date and finish the research on the electromagnetic spectrum. You should do the first 4 different types of radiation. You will do the last 3 next week. There is a booklet filled in as far as you should be. You should use this to check your work from previous weeks. There will be a mid unit test next week so you could start some revision for that if you are finished your power point.

There is usually a video to watch and where appropriate, links to work on websites, e.g. BBC bitesize, ClickView, scholar (use your full glow login for to scholar and ClickView). You should use these to complete the notes and questions in your booklets. You will have questions to complete and these should be done in your jotter. Your teacher may ask you to upload work via assignments or into OneNote. Remember, there is the help and chat channel you can use. If you see something you know about free to chip in if you can help. Be supportive to each other, we are all working together on this and often helping someone else out can clear things in your own head. Each week's work will be issued through assignments on a Monday for Friday but you should take time to plan when you are going to do the work through the week.

### Useful Links

- <https://www.educationperfect.com/>
- <https://www.bbc.co.uk/bitesize>
- <http://nat5biopl.edubuzz.org/>
- <https://www.evans2chemweb.co.uk/>  
username: mintlaw password: chemweb
- <https://mrmackenzie.co.uk/>
- <https://www.khanacademy.org/science>
- <https://www.educationperfect.com/>
- <https://www.bbc.co.uk/bitesize>

## S3 Social Subjects

### Week commencing 22nd February

#### Geography

- **Miss Owen's class (3H)** - will be continuing to look at Environmental Hazards and Hurricane Katrina. This week they will be focusing on the impacts of the hurricane and the relief effort in its aftermath. **They should upload their work to the assignment for Friday 26<sup>th</sup> Feb.**
- **Mrs Lawson's class (3E)** - The class will be starting a research project for the Environmental Hazards topic. They will be working on the project over the next few weeks. This week they will be focusing on choosing a research question, and writing an Introduction based on given criteria, including information on the hazard that took place, and the impact it had on the locations that are chosen for the project. **They should upload their work to the assignment for Friday 26<sup>th</sup> Feb.**

#### History

- **Mr Kelly's class 3C** – Civil Rights in the USA – The Great Northern Migration. The pupils will be about the reality that faced many African Americans as they fled the Southern states in search of a better life in the North. **These tasks are due for completion by Friday 26<sup>th</sup> February**
- **Mr Bennet's classes 3E & 3F** - Both classes are working on the unit entitled Free at Last. Pupils this week are working on the Ideas of Martin Luther King as well as the Civil Rights 'sit ins'. **These tasks are due for completion by Monday 1st March at 9am.**

#### Modern Studies

- **3G (Mr Merson) and 3D (Mr Birnie)** The classes will be continuing with the terrorism unit in week 7. The class will be studying the effects of terrorism on society. **They should upload their work to the assignment for Friday 26<sup>th</sup> Feb.**

#### RMPS

- **Mr Sneddon's Classes 3.1,3.4,3.5 and 3.6** - Will be continuing the theme of morality to do with Capital Punishment. Pupils will be reflecting on the arguments for and against capital punishment
- **Mr Kelly's classes 3.2 & 3.3** – Crime & Punishment – Pupils will be reflecting on the arguments for and against capital punishment.

#### Useful Links

<https://www.bbc.co.uk/bitesize>  
<https://www.natgeokids.com/uk/>  
<https://www.bbc.co.uk/newsround>  
<https://www.historyforkids.net/>  
<https://kids.kiddle.co/Religion>

## S3 Technology

### Week commencing 22nd<sup>t</sup> February

#### Energy Girls

- **Live Lesson will be held on Thursday from 10:45** with the lecturer Morag Watt, Monday the class will look at Oil and Gas extraction. Thursday will be a LIVE LESSON where Morag will continue to look at the next unit which is a wind turbine.

#### Design Technology

- In the workshop you have been working with metal and you will now complete a series of metal work theory tasks over the coming weeks. A second activity this week will look at the role of a Lathe turner and the employability skills required in the job.

#### Engineering Technology

- Forms questions electricity and circuits. Video and power point guide on how to calculate the total resistance in a series circuit and topic revision questions. Questions will cover how to calculate Voltage, Current and resistance.

#### Business

- This week we are going to learn about how technologies has changed the way a business operates.
- Using the ILO10 notes from the files TAB, complete worksheet One, Two and Three.
- Continue working on the IDEA Award badges, completing at least two this week.

#### Computing


- Relational Databases
- Task 1 This week involves creating a database
- Pupils will watch a video guiding them through creating the database, either in Access or Excel
- Task 2 Pupils will use what they learned in task 1 to create an additional database and will research its content

### Useful Links

- <http://www.technologystudent.com/>
- <https://idea.org.uk/>
- [GetaGrip Graphics](#)



### Important information about your learning

- **We recommend that you spend 4 hours a day on learning.** You can of course do more by completing optional tasks.
- You are encouraged to make up a weekly learning schedule. Please see information on the website and the template which can be downloaded.
- Please contact your teacher through Teams. If you have any difficulty with this, please email the school.
- **Indicate that they are engaging with the learning on Teams by thumbing up your teachers posts.** 

### Online learning protocols

- Pupils will have already signed 'An Acceptable Use of ICT Agreement' at the beginning of their school year and this agreement still stands in the virtual learning environment.
- **For pupils:**
  - Only use Glow email addresses for class communication.
  - Submit all assignments on time.
  - Show your engagement online by thumbing up communication posted by your teachers.
  - For any virtual lessons
    - Be punctual.
    - Do not record or take pictures of any part of a livestream / video-conference lesson.
    - Be prepared with materials and device charged.
    - Show respect for everyone and behave as you would be expected to in school.
    - Seek to contribute to the online classroom in a positive manner.
    - Ensure your location is appropriate, place your device so the camera does not show too much of your home (to protect your privacy).
    - Dress appropriately.
- **For parents:**
  - Take an interest in your child's work and the work left for him/her to complete in Microsoft Teams.
  - Help your child find the best place to work (if possible, not a bedroom).
  - Virtual lessons through Teams may be used in some subjects these should not be recorded.
  - Should you need to contact the school this should be done through the normal procedures by telephoning or emailing the school.

## Support with online learning

- The following links provide useful information and videos to support with online learning and using Microsoft Teams
  - <https://youtu.be/E3LdeMTNajl>
  - <http://bit.ly/ShireDigitalSupport>
  - Pupil support videos are all posted on PSE Teams.

## Creating a weekly learning schedule

- We recommend that you create a daily learning schedule to help structure your day.
- Try to break learning up into blocks of 40 to 50 minutes and then take a 10 to 15 minute break.
- The template below can be downloaded from the school website to create your own schedule [Weekly Subject Information \(mintlawacademy.aberdeenshire.sch.uk\)](http://mintlawacademy.aberdeenshire.sch.uk)

Learning at Home Schedule					
	Monday	Tuesday	Wednesday	Thursday	Friday
Morning					
Afternoon					
Daily exercise					

Example S1/2 - Learning at Home Schedule					
	Monday	Tuesday	Wednesday	Thursday	Friday
Morning	English	Social Subjects	Drama	Languages	Maths
	Art	Technology	Maths	Science	Home Economics
Afternoon	Maths	Music	English	Technology	English
	Science	Languages	PE	Social Subjects	Create a schedule for next week
Daily exercise	PE with Joe Wicks (YouTube)	Outdoor exercise	Dance with Darcey Bussell (Facebook)	PE with Joe Wicks (YouTube)	Outdoor exercise

## Choice of Course

### Key Dates:

- **Monday 22<sup>nd</sup> February** – Choice of course information will be available on the school website.
- **Week commencing 1<sup>st</sup> March** – attend the live session with your Guidance Teacher (times will be posted on the next page).
- **Monday 8<sup>th</sup> March** – Link will be posted on your House Team to complete your choice form through 'Microsoft Forms'.
- **Friday 12<sup>th</sup> March** – Choice forms must be submitted through 'Microsoft Forms'.
- Pupils who are leaving should still complete the 'Microsoft Form' and indicate this in their response.

### Choice of course information available:

The following information can be accessed through the home page of the school website <https://mintlawacademy.aberdeenshire.sch.uk/>

- This video explains the choice of course process <https://online.clickview.co.uk/share?sharecode=a68e5e2c>
- Choice of course form which can be downloaded along with instructions for each year group.
- Choice of course booklet.
- Subject course information and videos.

### Support with choice of course

- Website information <https://mintlawacademy.aberdeenshire.sch.uk/>
- Live session with your Guidance teacher.
- 10-minute Skype call with your Guidance teacher can be requested through Teams or Glow email.
- Contact your teachers through subject Teams and Glow email.
- [Subject Choices tool | My World of Work](#)
- Skills Development Scotland information available on the website.

S4-6 Live Sessions with your Guidance Teacher

This week your Guidance Teacher will hold a live check in session at the following times. Please attend this session.

**Brucklay**



Tuesday 10.30am

**Deer**



Thursday 12.00pm - 12.15pm

**Mormond**



Thursday 11.30am

**Ugie**



4U Friday 10.15am  
5U Tuesday 10.30am  
6U Tuesday 9.00am

## S4-6 Additional Support for Learning

**Week commencing 22nd February**

**S4 ELS English** Part of the poetry analysis and a writing assignment. Mrs Donald

**S4 ELS Maths** 3D shape and their nets- work will post on TEAMS. Mrs Bain

**S4 Individual Maths** Photography for interest- work will post on TEAMS.. Mrs Bain

**S4 Employability** (Mrs Richards' Group)  
**Responsibilities of Employment. Work will be emailed individually on Monday 22/2/21**

**Personal Finance**

We are continuing with the new booklet called 'Your Money Matters' and for the next few weeks we will be concentrating on making the most of your money.

- 1) Access Your Money Matters 1 on Teams-Files - Class Materials
- 2) We are starting a new chapter 'Making the Most of Your Money'. Read through pages 33-35. Paying attention to the difference between 'needs' and 'wants' and factors that influence what we spend our money on.
- 3) Look at the three case studies, Jenaya, Simon and Connie on page 36-37. Complete the activity at the top of page 35, answering questions 1-4, for each person.

**\*\*\* Your Money Matters is a big document and can take a while to load off Teams. I would recommend accessing it in the evening and downloading a copy to your own device. \*\*\***

Any problems please email Mrs McKeown through Glow.  
 Work due 26/2/21

**Employability Skills**

Access booklet '**Responsibilities of Employment**'. This can be accessed on Teams – Files – Class Materials.

- 1) Read through pages 3 to 9.
- 2) Complete questions on page 3 about time keeping and organisation.
- 3) Complete quiz on page 4 and 5 and activity at the bottom of page 5.
- 4) Read about dental health on page 7 and complete crossword and questions.
- 5) Read about personal hygiene on page 8 and complete activity at the bottom.
- 6) **\*\*Optional\*\*** If you finish all of the above, have a go at the activity on page 9. Have a look at your favourite clothing websites and consider what you would buy to look smart at your new job. Create a collage by cutting and pasting your chosen outfit and load onto assignments.

Any problems please email Mrs McKeown through Glow.  
 Work due 26/2/21

- |                     |  |  |
|---------------------|--|--|
| <b>Useful Links</b> | <ul style="list-style-type: none"> <li>• <a href="#">Teach your Monster to Read</a></li> <li>• <a href="#">Nessy</a></li> <li>• <a href="#">BBC Dance Mat Typing</a></li> <li>• <a href="#">Door Way Online</a></li> </ul> | <ul style="list-style-type: none"> <li>• <a href="#">Active Literacy</a></li> <li>• <a href="#">Help Kidz Learn</a></li> <li>• <a href="#">Sumdog</a></li> <li>• <a href="#">Tech and Learn</a></li> <li>• <a href="#">Twitter - @Mintlaw_SandC</a></li> </ul> |
|---------------------|--|--|

## S4-6 Creative Arts

### Week commencing 22nd February

<b>Art</b>	National 5	This week pupils will be returning to school to complete practical work. National 5 (Mrs Miller and Mrs McAlister's class) are in on a Monday National 5 (Mrs McHugh and Mrs McAlister's class) are in on a Wednesday. There is also a Prompt Practice question <b>due for 1<sup>st</sup> March</b> . Please see the assignment for more information including the help sheet.
	Higher	Higher Art pupils will be returning to school on Thursday to complete practical work with Mrs Miller, Mrs McHugh and Mrs McAlister. Please bring all the equipment you have at home back to school.
	Adv Higher	Advanced Higher Art pupils will be returning to school on Thursday to complete practical work with Mrs Miller, Mrs McHugh and Mrs McAlister. Please bring all the equipment you have at home back to school.
<b>Photography</b>	Higher	Higher Photography pupils will be returning to school on Tuesdays to work with Mrs Miller. You will need to remember to bring in your memory card, USB and folder back in to school so you can continue.
<b>Music</b>	National 5 Higher	Please see your Music task for a 20 <sup>th</sup> Century Music task. All the information that you require is on your team. The <b>deadline for completing this task is 26<sup>th</sup> Feb</b> . Past Paper questions from Mr Gale will also be assigned.
<b>Drama</b>	National 5	Pupils will be returning to school this week to work on practical assessments. <ul style="list-style-type: none"> <li>• The "Hayfever" cast and costume designers will come in on a Tuesday to work with Miss Arbuthnott - first day in 23<sup>rd</sup> Feb.</li> <li>• All other National 5 pupils will come in every second Friday to work with Miss Arbuthnott and Mrs Hanlon. First day in 26<sup>th</sup> Feb.</li> <li>• Please continue to learn your lines.</li> </ul>
	Higher	Higher Drama pupils will return to school NEXT week 5 <sup>th</sup> March (Friday). They will also be in on the 19 <sup>th</sup> March. Until then all pupils should learn all their lines in preparation for filming their assessments.
	Adv Higher	Pupils will return to school on Wednesdays to work with Miss Molver and Miss Arbuthnott on their practical monologue and interactive performances.
<b>Useful Links</b>	<ul style="list-style-type: none"> <li>• <a href="#">BBC Bitesize</a></li> <li>• <a href="#">National Theatre</a></li> <li>• New Creative Arts Faculty Twitter page- @MintlawCreative</li> </ul>	

## S4-6 English

**Week commencing 22nd February**

<b>English</b>	National 4	<p><b>4E3 with Miss Wappler and Miss Bell</b> should access their class teams for work on the Added Value Unit. They will hold a <b>LIVE LESSON on Tuesday 23<sup>rd</sup> Feb at 10.45am for 30 minutes</b> on the AVU with students, answering questions about the work. Work will be assigned during the live lesson on Tuesday 23<sup>rd</sup>.</p> <p><b>4D3 with Mrs Fowlie and Mr Closs</b> should access their class teams for work on the Added Value Unit. They will hold a <b>LIVE LESSON on Thursday 25<sup>th</sup> at 11.00am for 30 minutes</b> on the AVU with students, answering questions about the work. Work will be assigned during the live lesson on Thursday 25<sup>th</sup>.</p>
	National 5	<p>In the National 5 2020/21 ('big' team with all classes) Mrs Pye, Mr Closs and Miss Wappler will deliver <b>2 half hour LIVE LESSONS</b> this week, as stated below.</p> <p><b>Tuesday 23rd Feb at 1.30pm - RUAЕ Live Lesson:</b> Live lesson will be looking at In Your Own Words questions with a short 5 question RUAЕ form all focused on IYOW questions, due <b>Tuesday 2<sup>nd</sup> March</b></p> <p><b>Thursday 25<sup>th</sup> Feb at 12.30 pm - MacCaig Live Lesson:</b> Live lesson – Feedback from Basking Shark TA. No new task will be issued this week. Revision and Retrieval Exercises <b>due 24<sup>th</sup> of Feb.</b></p> <p><b>Extension work:</b> commonality and key quotes table; writing an 8 mark answer using the materials from the ppt; any of the scholar task that they haven't completed already.</p> <p><b>Other/Extension Work:</b> Essay text tasks may be assigned by individual class teachers.</p>
	Higher	<p>In the Higher 2020/21 ('big' team with all classes) Mrs McCluskey and Miss Bell will deliver <b>2 LIVE LESSONS</b> this week, as stated below.</p> <ol style="list-style-type: none"> <li>1. <b>Tuesday 23rd of February 3.50pm to 4.20pm:</b> Whole-cohort <b>RUAЕ</b> live lesson on Final Question – two articles on Adele to read (which was due for Tuesday 23<sup>rd</sup> of Feb at 9am) and submit a 5 Mark Final Question on for <b>Monday 1<sup>st</sup> of March at 9am.</b></li> <li>2. <b>Thursday 25<sup>th</sup> of February 3-3.30pm:</b> Whole-cohort <b>MacCaig</b> live lesson and Revision Quiz on MacCaig assigned (<b>due for Wednesday the 3<sup>rd</sup> of Feb at 9am</b>)</li> </ol> <p><b>Other/Extension Work:</b> Essay text tasks may be assigned by individual class teachers. There are also Extension tasks clearly labelled in each Week's PPTs using SCHOLAR and 'The Learning Cauldron' How to Analyse Poetry – Norman MacCaig videos on YouTube. (Students should ask teachers for SCHOLAR log in details if they do not know them.)</p>

	Adv Higher	<p>The Advanced Highers have <b>1 LIVE LESSON</b> this week with Mr Holding and Mrs Fowlie during their normal class time, on the following sections of the AH English Course.</p> <ul style="list-style-type: none"> <li>• <b>Monday 22<sup>nd</sup> - No live lesson today.</b> Spend this time completing your LS essay plan due on <b>Wednesday 24<sup>th</sup> at 12pm.</b> Work on improving your folio or dissertation with any spare time. Remember to get in touch with questions.</li> <li>• <b>Thursday 25<sup>th</sup> - Live Lesson @ 2:10pm</b> will flip the learning. We will 'share' your plan with the class on screen and each of you will talk us through your essay plan. Discussion of each plan will follow: focusing on strengths and weaknesses.</li> <li>• LS Introduction assignment will be assigned today after the lesson. Your task is to write your LS introduction in no more than 15 minutes using Forms. This is due for <b>Wednesday 3<sup>rd</sup> March at 12pm.</b></li> </ul>
Media	National 5	<p>The National 5s <b>have a LIVE LESSON on Monday 22<sup>nd</sup> at 2.30pm</b> to discuss the next piece of work.</p> <p>Instructions will be on their individual teams – they are to create a revision resource on the various key aspects in preparation for a <b>Timed Question</b> week beginning <b>1<sup>st</sup> of March.</b> This could be a skeleton plan, mind maps or another appropriate revision resource, <b>due Friday 26<sup>th</sup> of February.</b></p>
	NPA Film & Media	<p>Work will be posted on the NPA Teams.</p> <p>Students will be issued a <b>Shot Recreation Task</b> to work on – where they are recreating either a classic shot from The Empire Strike Back, Reservoir Dogs or Blade Runner. <b>This is due 5<sup>th</sup> of March.</b></p>
	Higher	<p>The Highers <b>have a LIVE LESSON on Monday 22<sup>nd</sup> at 1.30-2pm</b> to discuss the next piece of work.</p> <p>Instructions will be on their individual teams – they are to create a revision resource on the various Roles of the Media (<b>due 26<sup>th</sup> of February</b>) in preparation for a <b>Timed Question</b> week beginning <b>1<sup>st</sup> of March.</b> This could be a skeleton plan, mind maps or another appropriate revision resource.</p>
Useful Links	<ul style="list-style-type: none"> <li>• BBC Bitesize</li> <li>• SQA</li> <li>• The Learning Cauldron on YouTube</li> <li>• <a href="#">SCHOLAR</a></li> <li>• Twitter #RUAE</li> <li>• <a href="#">@MintlawEnglish</a></li> </ul>	



## S4-6 Health & Wellbeing

**Week commencing 22nd February**

<b>PE</b>	National 5	<p><b>Pupils should refer to their own class teams for more information about the work.</b></p> <p><u>Miss Coleman's Class- due date 19<sup>th</sup> Feb</u></p> <ul style="list-style-type: none"> <li>• FORMS assignment – 2d Methods to gather data – Match analysis</li> <li>• Practical: CRE training to maintain fitness for one-off performance – minimum of 20 minutes each day</li> </ul> <p><u>Mr Robertson's Class</u></p> <ul style="list-style-type: none"> <li>• Check teams for work on DATA COLLECTION for Social and Mental Factors.</li> </ul> <p><u>Miss Anderson's Class</u></p> <ul style="list-style-type: none"> <li>• Theory: Pupils should access the Week7 recorded lesson on Teams Assignment and complete the tasks attached to the powerpoint</li> <li>• Practical: Pupils should continue to complete workouts using resources in Notebook for support and record in 'practical' folder</li> <li>• Recommended: <b>Live study support Teams meet (Thursday 3-3.30pm) (Optional)</b></li> </ul>
	Higher	<p><b>Social Factor</b></p> <p>Check teams for lesson and task related to the <b>Social Factor</b>. Remember you can attend one of the <b>live check-in sessions</b> during the week to get further support and feedback on any of the new or old tasks. <b>(Tues- 10.45am, Thurs- 3pm)</b></p>
<b>Sports Development</b>	NPA	Information leaflet about school extra-curricular (On teams)
<b>Dance</b>	National 5	<ul style="list-style-type: none"> <li>• Continue to develop choreography – email Miss Wilson a video so you can get back feedback</li> <li>• Complete choreography review question 2d</li> <li>• Complete ghost dance tasks – music and theatre arts</li> </ul>
	Higher	<ul style="list-style-type: none"> <li>• Continue to develop choreography using feedback from Miss Wilson</li> <li>• Complete choreography review question 2a</li> <li>• Complete ghost dance tasks – music and theatre arts</li> </ul>

<b>Heath &amp; Food Technology</b>	National 5	Continue with assignment investigation 1. On Thursday pupils will also be contacted for an individual progress check, please check your glow emails for your time.
	Higher	Assignment – Section 1 – Explore brief and Investigation 1 should be typed up and completed by the end of the week. Please submit via teams. Written questions will also be posted in teams for pupils to complete.
<b>Cake Craft</b>	National 5	Pupils will be in school to complete practical tasks. Please refer to the email that Mrs McGillivray has sent to you about the return to school and what to bring/do prior to our return to school.
<b>Practical Cookery</b>	National 4	Pupils will be preparing a time plan for Sweet Potato and lentil soup and Savoury Scones.
	National 5	Pupils will be in school to complete the following practical tasks – Savoury Quiche, Leek and Potato Soup with Melba toast, Apple Meringue Pie. Please bring an apron and 3 suitable containers for taking food home. All online work from previous weeks should be completed before attending school. Please bring your Understanding and Using Ingredients assessment booklet.
<b>Useful Links</b>	<ul style="list-style-type: none"> <li>• <a href="#">@mintlaw_health</a></li> <li>• <a href="#">The BodyCoach TV (YouTube)</a></li> <li>• <a href="#">Aberdeen Community Trust   Secondary School (afcommunitytrust.org)</a></li> </ul>	

## S4-6 Mathematics

**Week commencing 22nd February**


**Pupils are being reminded to watch the Videos that staff are posting on their Class Team. These videos show their teachers talking through the relevant sections within their note booklets and include sections with the class teacher going over worked examples. When these have been posted they should be watched before the work set is attempted.**

<b>Maths</b>	National 4	<p>4E3 (Mr Forbes/Mrs Gruer) and 4D4 (Ms Wright)</p> <p>These classes are continuing to work through the National 4 course. Individuals will know which topic they are currently working on.</p> <p><b>Pupils have their own personal copies of the resources required for this work. Completed versions of the National 4 Course Notes are available via GLOW and a link to them will also be posted on your class TEAM</b></p> <p><b>More specific information will be issued to each class by their class teacher via Teams</b></p> <p><b>Pupils should indicate that they are engaging with their learning by acknowledging the posts from the teachers with the THUMBS up icon – we are using this to take a register for our classes</b></p>
	National 5	<p><b><u>S4/5/6</u></b></p> <p>4D1 (Mr Forbes), 4D2 (Mrs Gruer and Ms Ferguson), 4E1 (Mrs Hynd) and 4E2 (Ms Ferguson). Senior Pupils within 4D2 and 4E2. Class Teams have already been actively used throughout the session for these classes.</p> <p>The classes are either starting or continuing with working from the Applications Unit on the work involving the Triangle Formulae – these formulae are used in non-right-angled triangles. The three formulae introduced in this section of the work are the Area of a Triangle Formula, Sine Rule and Cosine Rule. These formulae help us to find the area of these triangles and missing sides and/or angles within these triangles.</p> <p><b>Pupils have their own personal copies of the resources required for this work. Completed versions of the Applications and Relationships Note booklets are available via GLOW and a link to them will also be posted on your class TEAM</b></p> <p><b>More specific information will be issued to each class by their class teacher via Teams</b></p> <p><b>Pupils should indicate that they are engaging with their learning by acknowledging the posts from the teachers with the THUMBS up icon – we are using this to take a register for our classes</b></p>
	Higher	<p>MAHIA1 - Ms Ferguson and MAHIB1 - Mr Forbes. Class Teams have already been actively used throughout the session for these classes.</p> <p>This week these classes will be continuing with the topic – Applying Algebraic Skills to Rectilinear Shape from Unit 3.</p> <p><b>Pupils have their own personal copies of the resources required for this work. A completed version of the Applying Trigonometric Skills to Solve Equations booklet is available via GLOW and a link to them will also be posted on your class TEAM.</b></p> <p><b>More specific information will be issued to each class by their class teacher via Teams</b></p> <p><b>Pupils should indicate that they are engaging with their learning by acknowledging the posts from the teachers with the THUMBS up icon – we are using this to take a register for our classes</b></p>

<p><b>Maths</b></p>	<p>Adv Higher</p>	<p>MAAHIB1 - Ms Ferguson – A Class Team has already been actively used throughout the session for this class. This week the class will be continuing with the topic – Applying Geometric Skills to Complex Numbers from Unit 3.</p> <p><b>Pupils have their own personal copies of the resources required for this work.</b></p> <p><b>More specific information will be issued to each class by their class teacher via Teams</b>  <b>Pupils should indicate that they are engaging with their learning by acknowledging the posts from the teachers with the THUMBS up icon – we are using this to take a register for our classes</b></p>
	<p>National 4</p>	<p><b>S5/6</b> – (Mrs Gruer and Mrs Hynd).</p> <p>This week this class will be carrying on from the position that they were at the end of last week. The class is currently working from the Geometry and Measures Unit</p> <p><b>A completed version of the Geometry and Measures Note Booklet is available via GLOW and a link to them will also be posted on your class TEAM.</b></p> <p><b>More specific information will be issued to each class by their class teacher via Teams</b>  <b>Pupils should indicate that they are engaging with their learning by acknowledging the posts from the teachers with the THUMBS up icon – we are using this to take a register for our classes</b></p>
<p><b>Applications Maths</b></p>	<p>National 5</p>	<p><b>S4</b> - 4D3 (Mrs Hynd)</p> <p>This class will be carrying on from the position that they were at the end of last week. The class are currently working from the Geometry and Measures Unit</p> <p><b>S5/6</b> – (Mrs Gruer and Mrs Hynd).</p> <p>Pupils within this class have spread out.</p> <ul style="list-style-type: none"> <li>• Those still working through the course should be working from the Geometry and Measures Unit</li> <li>• Those who have completed the coursework are revising/consolidating,</li> </ul> <p><b>Pupils have their own personal copies of the resources required for this work. A completed version of the Geometry and Measures Note Booklet is available via GLOW and a link to them will also be posted on your class TEAM.</b></p> <p><b>More specific information will be issued to each class by their class teacher via Teams</b>  <b>Pupils should indicate that they are engaging with their learning by acknowledging the posts from the teachers with the THUMBS up icon – we are using this to take a register for our classes</b></p>
<p><b>Useful Links</b></p>	<ul style="list-style-type: none"> <li>• <a href="http://scholar.hw.ac.uk/">SCHOLAR http://scholar.hw.ac.uk/</a></li> <li>• <a href="http://www.maths180.com">www.maths180.com</a></li> <li>• <a href="https://www.national5maths.co.uk/free-national-5-maths-2/">https://www.national5maths.co.uk/free-national-5-maths-2/</a></li> <li>• <a href="https://www.national5maths.co.uk/n5-lifeskills-maths/">https://www.national5maths.co.uk/n5-lifeskills-maths/</a></li> <li>• <a href="https://www.highermathematics.co.uk/">https://www.highermathematics.co.uk/</a></li> <li>• <a href="https://www.advancedhighermaths.co.uk/free-ah-maths/">https://www.advancedhighermaths.co.uk/free-ah-maths/</a></li> </ul>	

## S4-6 Modern Languages

**Week commencing 22nd February**

<b>French German Spanish</b>	National 4 National 5	Please consult your Modern Languages Team for detailed instructions and resources issued via assignments each week and Linguascope/Quizlet/BBC Bitesize and SCHOLAR for supplementary vocabulary and grammar activities.  <b>Please refer to information issued via your TEAMS for any online lessons/support.</b>  <a href="#">Live lesson – N5 French Mr Méthivier - Friday @ 1pm weekly</a> <a href="#">Live Lesson – N5 French Miss Morris – Thursday @ 9am weekly</a> <a href="#">Live Lesson – N5 German Mrs McSeveney – Thursday @10am weekly</a>
	Higher	Please consult your Modern Languages Team for detailed instructions and resources issued via assignments each week and Linguascope/Quizlet/BBC Bitesize and SCHOLAR for supplementary vocabulary and grammar activities.  <b>Please refer to information issued via your TEAMS for any online lessons/support.</b>  <a href="#">Live Lesson - French Mr Méthivier - Friday @ 2pm weekly</a> <a href="#">Live Lesson - German Mrs Bream/Miss Morris - Thursday @ 12.30pm weekly</a>
	Adv Higher	Please consult <b>your Modern Languages Team</b> for <b>detailed instructions and resources issued via assignments each week</b> and Linguascope/Quizlet/BBC Bitesize and SCHOLAR for <b>supplementary</b> vocabulary and grammar activities.  <b>Please refer to information issued via your TEAMS for any online lessons/support.</b> <a href="#">Live Lesson - French Mr Méthivier - Thursday @ 12pm weekly</a> <a href="#">Live Lesson - German Mrs Bream/Miss Morris – Thursday @12.30 pm weekly</a>
<b>Useful Links</b>	<ul style="list-style-type: none"> <li>• <a href="http://www.linguascope.com">www.linguascope.com</a></li> <li>• <a href="http://www.quizlet.com">www.quizlet.com</a></li> <li>• <a href="http://www.scholar.hw.ac.uk">www.scholar.hw.ac.uk</a></li> <li>• <a href="https://www.bbc.co.uk/bitesize/subjects/z2mxsbk">https://www.bbc.co.uk/bitesize/subjects/z2mxsbk</a></li> <li>• <a href="http://www.bbc.co.uk/languages/spanish/mividaloca/ep01/">http://www.bbc.co.uk/languages/spanish/mividaloca/ep01/</a></li> <li>• <a href="#">@MfiMintlaw</a></li> </ul> <div style="text-align: right; margin-top: 20px;">  </div>	

## S4-6 Science

### Week commencing 22nd February

<b>Biology</b>	National 4 National 5	<p>Each week, your teacher will give you instructions on the week's work through Teams – Assignments and Teams - Posts. Tasks will include, using the presentations to fill in your class booklet, video clips, research, creative tasks, BBC Bitesize, Education Perfect, Scholar, SQA past paper questions.</p> <p>This week we will continue working through Topic 2: Multicellular Organisms, booklet 1. Please check the Topic 2 folder on your class Team for materials such as class booklets, presentations, video walk through and activities.</p> <p>Full instructions for this week's tasks can be found on Teams – Assignments. Please continue to use thumbs up when your teacher posts work so that we can see how and when you are engaging. Try your best to complete all tasks given by the deadline and use Teams/Glow e-mail to contact your teacher with any difficulties you are having.</p>
	Higher	<p>Each week, your teacher will give you instructions on the week's work through Teams – Assignments and Teams - Posts. Tasks will include, using the presentations to fill in your class booklet, video clips, research, creative tasks, BBC Bitesize, Scholar, Microsoft Forms, SQA past paper questions.</p> <p>This week we will complete Metabolism and Survival, booklet 1 then begin booklet 2. Please check the Metabolism and Survival folder on Teams for class booklets, presentations, video walk through and activities.</p> <p>This week's task is to study Key Area 3 - Metabolic rates and then move on to Key Area 4 - Metabolism in conformers and regulators. Full instructions can be found on Teams – Assignments. Please continue to use thumbs up when your teacher posts work so that we can see how and when you are engaging. Try your best to complete all tasks given and use Teams/Glow e-mail to contact your teacher with any difficulties you are having.</p>
	Advanced Higher	<p>Each week, your teacher will give you instructions on the week's work through Teams – Assignments and Teams - Posts. Tasks will involve, using the presentations to fill in your class booklet, watching video clips, research, Scholar activities, SQA past papers.</p> <p>This week we will continue with Topic 2 Organisms and Evolution, booklet 2. Check the Topic 2 Channel on Teams for class booklets, presentations, video walk through and activities.</p> <p>This week's task is to study Key Area 2.4 Parental Investment. Full instructions can be found in Teams – Assignments. Please continue to use thumbs up when your teacher posts work so that we can see how and when you are engaging. Try your best to complete all tasks given and use Teams/Glow e-mail to contact your teacher with any difficulties you are having.</p>

Chemistry	National 4 National 5	<p>Having now completed the Natures Chemistry Booklet – we are now focussing on “Chemistry in Society” – this week focussing on Metals, looking at their physical properties and also how they react with oxygen. Check your class Teams page on Monday for specific instructions.</p> <p>Remember, at all times, you will be able to access digitised versions of class booklets, and any support documents such as PowerPoints, weblinks and other learning materials all from the class Teams page.</p> <p>Please use thumbs up when your teacher posts work so that we can see how and when you are engaging. Also, try your best to complete any tasks given and use Teams/Glow Email to contact your teacher with any difficulties you are having.</p>
	Higher	<p>Pupils should access instructions for this week through their class Teams page. All materials required; booklets, PowerPoints, audio files, quizzes etc. can be accessed through the Teams page. Please contact your class teacher if you experience any difficulties.</p>
	Advanced Higher	<p>This week, we will continue with the second Organic booklet. For each piece of work assigned, there should be references in the booklet to websites/YouTube clips etc that will help you complete the work. I will also provide introductory/summarising videos to hopefully help the learning! As ever, though – please feel free to ask questions as we work through the booklet. Use the “Help” or “General” channel in Teams to post any questions you may have</p> <p><b>This week the focus will be on looking at “Carboxylic Acids, Amines and a wee intro to Aromatics”</b></p> <p><b>Remember to log-on to the Live Lesson on Tuesday – armed with questions!</b></p>

<b>Physics</b>	National 4 National 5	<p>This week will conclude the work on Newtons Laws, look at the difference between weight and mass and start to look at projectile motion.</p> <p>Work will be posted in Teams in more detail.</p> <p>There will be videos relating to this as well as a list of appropriate work from Scholar (Dynamics topic), completion of notes and a quiz for Friday.</p>
	Higher	<p>This weeks work will start looking at semiconductors – what they are, how they work and the applications involved.</p> <p>Work will be posted in Teams in more detail.</p> <p>There will be videos and appropriate reading from Scholar and your notes.</p> <p>A quiz will follow for Friday.</p>
	Advanced Higher	<p>This week we will review our work on capacitance. There will be questions to do from our big problem book.</p> <p>Remember you should have completed</p> <ul style="list-style-type: none"> <li>• Scholar Electromagnetism section 5 capacitors</li> <li>• Reading through your notes and the scholar notes</li> <li>• Tutorials 6 and 6.1 and uploading them to the assignment.</li> </ul> <p>I will issue each week's work through assignments on a Monday for Friday but you should take time to plan when you are going to do the work through the week.</p> <p>Remember, any concerns just tag me in a comment and I'll help. If you choose to email Mr McIntosh through Glow perhaps tag Mr McIntosh in a comment on teams just to say you've sent him an email would be helpful</p>
<b>Useful Links</b>	<ul style="list-style-type: none"> <li>• <a href="https://scholar.hw.ac.uk/login">https://scholar.hw.ac.uk/login</a></li> <li>• <a href="http://nat5biopl.edubuzz.org/">http://nat5biopl.edubuzz.org/</a></li> <li>• <a href="https://www.evans2chemweb.co.uk/">https://www.evans2chemweb.co.uk/</a>    username: mintlaw    password: chemweb</li> <li>• <a href="https://mrmackenzie.co.uk/">https://mrmackenzie.co.uk/</a></li> <li>• <a href="https://www.khanacademy.org/science">https://www.khanacademy.org/science</a></li> <li>• <a href="https://www.educationperfect.com/">https://www.educationperfect.com/</a></li> <li>• <a href="https://www.bbc.co.uk/bitesize">https://www.bbc.co.uk/bitesize</a></li> <li>• <a href="#">@MintlawSci</a></li> </ul>	



## S4-6 Social Subjects

### Week commencing 22nd February

<b>Geography</b>	National 4 National 5	<p><b>Miss Owen's</b> will be looking at Physical Environments and Limestone. They will be learning how Limestone forms and some of the features it creates. They will be completing the tasks using the videos and information provided. They also have a Limestone or Not Quiz task to complete. This week they should complete a practice question from one of the Human Environments topics. <b>They should upload their work to the assignment for Friday 26<sup>th</sup> Feb.</b></p> <p><b>Mrs Lawson's</b> will be starting on the Physical Environments topic of Limestone. They will learn about how limestone forms, how it is affected by acid rain, and how some surface features form. They will be answering questions based on information given, they have some clips to watch and will complete a task called Limestone Or Not, where they are to justify why they think the photographs are of limestone or not. This week they should complete a practice question from one of the Human Environments topics. <b>They should upload their work to the assignment for Friday 26<sup>th</sup> Feb.</b></p>
	Higher	<p>This week the class are looking at Migration and will be learning about the different types of migration and the factors that cause migration. They will also be creating a case study on a voluntary migration of their choice. Their timed question this week will focus on Rural Land Degradation and the desertification of the Sahel. <b>They should upload their work to the assignment for Friday 26<sup>th</sup> Feb.</b></p>
<b>Travel &amp; Tourism</b>	National 5	<p>This week the class are continuing their Race Across the World Project and are moving to the next stage of their journey across Central and South America. This week they are travelling from Copan Ruinas to Panama City. <b>They should upload their work to the assignment for Friday 26<sup>th</sup> Feb.</b></p>
<b>History</b>	National 4 National 5	<p><b>Mr Kelly's class</b> - Pupils will be learning about Malcolm X as well as the Black Panthers and how the US Government responded to them.</p> <p><b>Mr Bennett's class</b> - The National 4/5 pupils this week are to firstly to continue to revise for their History Exam using the revision materials which were issued before the Christmas Holidays, but also are to complete tasks on Malcolm X and the Nation of Islam. <b>These tasks are due for completion by Monday 1st March at 9am.</b></p>
	Higher	<p>Higher History - The Higher pupils this week are firstly to continue to revise for their History Exam using the revision materials which were issued before the Christmas Holidays, but also are to complete the task on the Causes of the Russian February Revolution in 1917. <b>This task is due for completion by Monday 1st March at 9am.</b></p>

<b>Modern Studies</b>	National 4 National 5	<p>National 4 pupils will work on their AVU. They should email their conclusion to their teacher. They should upload their work to the assignment for Friday 26<sup>th</sup> Feb.</p> <p>National 5 pupils will be looking at Influence in UK the decision-making process. This week, using the information on Pressure groups in the week 7 file. They will look at the actions of pressure groups and how successful they have been in achieving their aims. <b>They should upload their work to the assignment for Friday 26<sup>th</sup> Feb.</b></p>
	Higher	The class will be doing work for Section 1 - Democracy in Scotland and the UK, Lesson 4 (Part 1) – Voting Behaviour. This will involve looking at a PowerPoint, using a textbook/revision notes, answering questions on voting behaviour.
	Advanced Higher	This week pupils will aim to complete their dissertations. The focus should be on research methods analysis and the creation of appendices to support their research. There is also a reading task to be carried out which will be posted on TEAMS.
<b>Politics</b>	Higher	The class will be doing Lesson 2 (Part 3) – The Sociological Model of Voting Behaviour. This will involve doing questions 56 to 65 in the workbook.
<b>Useful Links</b>	<ul style="list-style-type: none"> <li>• <a href="https://www.bbc.co.uk/bitesize">https://www.bbc.co.uk/bitesize</a></li> <li>• <a href="#">@mintlawsocsub</a></li> <li>• <a href="https://www.understandingstandards.org.uk/">https://www.understandingstandards.org.uk/</a></li> </ul>	

## S4-6 Technology

### Week commencing 22nd February

<b>Business Management</b>	National 4 National 5	This week focus on content area not already covered and required for assessment. The focus will be on operations and in specific inventory control and technologies in operations. A further revision activity on understanding business will also be issued. All work to be submitted by the date assigned on Teams. Friday Submission.
	Higher	This week we are going to look at the 2019 past paper case study and answer the questions. Friday Submission.
<b>Administration</b>	National 4 National 5	The week will be further practice for the assignment which will prepare you for completing the assignment. Tasks will be based on word processing/DTP, communication, and theory elements (e-diary, e-mail, mail merge, reliable sources of information and customer service). All work to be printed to OneNote as per instruction in the assignment. Friday submission.
<b>Engineering Skills for Work</b>	National 5	Design Tasks – Design plays an important role in the life of an Engineer this week we are starting to look at the process of Design – In particular the Brief through to Research Using the live <a href="#">Lesson Tuesday 2.30pm</a> and the supporting videos we will start the process of designing a Wind Turbine for Manufacture in class. This will be a group based project.

<b>Engineering Science</b>	National 4 National 5	What is Energy? Completing our energy topic. <b>LIVE LESSON Monday 22nd at 2pm which will include an open book assessment.</b> We will then move on to begin our next short topic on Stress and Strain with a <b>LIVE LESSON on Wednesday 24<sup>th</sup> at 9.30am</b>
	Higher	Monday will be used to go over Mosfet exam style questions Wednesday will start the process of OP Amps – <b>LIVE LESSON Wednesday at 11.00am</b> Submission due Wednesday 24 <sup>th</sup> 12pm and Op Amp Questions Mon 1 <sup>st</sup> Mar 9am.
<b>Graphic Communication</b>	National 4 National 5	This week will be split into shorter tasks and work should be submitted by 26/02/2021. We will look to consolidate our learning of 'Design Elements & Principles and British Standards.
	Higher	The week will be split into 3 shorter tasks and work should be submitted by 26/02/2021. We will consolidate our learning on 'Design Elements & Principles 1', 'Design Elements & Principles 2' and 'Understanding and Creating Sections'
<b>Woodwork</b>	National 4 National 5	Pupils to watch skill-based videos on joints required to complete N5 course practical work. This is to help prepare for entrance into workshop over the coming weeks
<b>Useful Links</b>	<ul style="list-style-type: none"> <li>• <a href="#">@Mintlawtech</a></li> <li>• <a href="http://www.technologystudent.com/">http://www.technologystudent.com/</a></li> </ul>	

## S5/6 Wider Achievement

### Week commencing 22nd February

Film & Media: NPA	Work will be posted on the NPA Teams. Students can tune into a <b>LIVE LESSON Friday at 11.30 am in the NPA Film and Media teams</b> to chat about our plans to continue working on our NPA Film and Media award.
PC Passport: NPA	Higher and Advanced Higher subjects should take priority but if you have time continue to work through PC Passport Units on Word Processing and Excel. Booklets and further instructions can be found on Teams.
Year Book	Keep checking the Yearbook Teams page for any information relating to the completion of the Yearbook.

## NESCOL School Link Courses

### Week commencing 22nd February

<b>All courses</b>	<p>It is important that you continue to complete work set by your lecturer through Blackboard and attend any live lessons. Please continue to check the school Team for any updates.</p> <p>If you have any issues accessing work then you should contact your lecturer via Blackboard or email <a href="mailto:schools@nescol.ac.uk">schools@nescol.ac.uk</a>.</p>
--------------------	---