


S1 - Work Instructions for Week Commencing 25th January

Important information about your learning

- **We recommend that you spend 3 hours a day on learning.** You can of course do more by completing optional tasks and 'Idea of the Day' available on the Covid section of the website.
- You are encouraged to make up a weekly learning schedule. Please see information on the website and the template which can be downloaded.
- Please contact your teacher through Teams. If you have any difficulty with this, please email the school.
- **Indicate that they are engaging with the learning on Teams by thumbing up your teachers posts.** 

Online learning protocols

- Pupils will have already signed 'An Acceptable Use of ICT Agreement' at the beginning of their school year and this agreement still stands in the virtual learning environment.
- **For pupils:**
 - Only use Glow email addresses for class communication.
 - Submit all assignments on time.
 - Show your engagement online by thumbing up communication posted by your teachers.
 - For any virtual lessons
 - Be punctual.
 - Do not record or take pictures of any part of a livestream / video-conference lesson.
 - Be prepared with materials and device charged.
 - Show respect for everyone and behave as you would be expected to in school.
 - Seek to contribute to the online classroom in a positive manner.
 - Ensure your location is appropriate, place your device so the camera does not show too much of your home (to protect your privacy).
 - Dress appropriately.
- **For parents:**
 - Take an interest in your child's work and the work left for him/her to complete in Microsoft Teams.
 - Help your child find the best place to work (if possible, not a bedroom).
 - Virtual lessons through Teams may be used in some subjects these should not be recorded.
 - Should you need to contact the school this should be done through the normal procedures by telephoning or emailing the school.

Support with online learning

- The following links provide useful information and videos to support with online learning and using Microsoft Teams
 - <https://youtu.be/E3LdeMTNajI>
 - <http://bit.ly/ShireDigitalSupport>
 - Pupil support videos are all posted on PSE Teams.

Creating a weekly learning schedule

- We recommend that you create a daily learning schedule to help structure your day.
- Try to break learning up into blocks of 40 to 50 minutes and then take a 10 to 15 minute break.
- The template below can be downloaded from the school website to create your own schedule [Weekly Subject Information \(mintlawacademy.aberdeenshire.sch.uk\)](http://mintlawacademy.aberdeenshire.sch.uk)

Learning at Home Schedule					
	Monday	Tuesday	Wednesday	Thursday	Friday
Morning					
Afternoon					
Daily exercise					

Example S1/2 - Learning at Home Schedule					
	Monday	Tuesday	Wednesday	Thursday	Friday
Morning	English	Social Subjects	Drama	Languages	Maths
	Art	Technology	Maths	Science	Home Economics
Afternoon	Maths	Music	English	Technology	English
	Science	Languages	PE	Social Subjects	Create a schedule for next week
Daily exercise	PE with Joe Wicks (YouTube)	Outdoor exercise	Dance with Darcey Bussell (Facebook)	PE with Joe Wicks (YouTube)	Outdoor exercise

S1 Additional Support for Learning

Week commencing 25th January

S1 ELS Maths (1D2 group & RW)

There will be an assignment in the 1D2 Maths team. It will go live on Monday at 1pm and is due on Thursday by 4pm. **Live Lesson details will be posted on the Team** and the meeting will be on Tuesday afternoon. Please contact me by glow email if you are having problems accessing the work. Mrs Verth

S1 ELS English (1D2 & 1M1)

There will be an assignment in the 1M1 & 1D2 English team for all of you. It will go live on Monday at 1pm and will be due in on Thursday by 4pm. **Live lesson details for the group will be posted in the individual teams and the meeting will be on Tuesday afternoon.** Please contact me by glow email if you are having problems accessing the work. Mrs Verth

Useful Links

See TEAMS or refer to your letter sent home

- [Teach your Monster to Read](#)
- [Nessy](#)
- [BBC Dance Mat Typing](#)
- [Door Way Online](#)
- [Active Literacy](#)
- [Help Kidz Learn](#)
- [Sumdog](#)
- [Tech and Learn](#)
- [Twitter - @Mintlaw_SandC](#)

S1 Creative Arts

Week commencing 25th January

Art

- Please see your Art team for the emoji design challenge. Pupils are to design at least 6 emoji's with different expressions and then complete some character development. There are resources attached to the assignment to help you. Please use your homework jotter or if you don't have this a piece of paper is fine. Please take a picture of your work (making sure it is in focus) and upload it by January 25th
- There is an extension task for those who have completed the emoji challenge. This is "something special" task where you can draw a toy or object that is special to you. Please see the assignment for all the information.
- The next Art task will appear on your team this week.

Music

- Please see you Music Team for all the information you need. This week S1 classes will be looking at Instruments of the Orchestra. Work will go up on a Tuesday from now on.

Drama

- Please see your S1 Drama Team for the start of a new unit looking at conventions part 2. You will be given a PowerPoint and then a short quiz on the different types of conventions. Mrs Hanlon will be uploading your work on a Tuesday. An issues please email Mrs Hanlon.

Useful Links

- [BBC Bitesize](#)
- [National Theatre](#)
- Look out for the new Creative Arts Faculty twitter page – @MintlawCreative

S1 English

Week commencing 25th January

All S1 Dramascripts should now be submitted electronically through Teams.

Learners should work through the 'Licked' Unit of work completing Core Tasks 1,2,3.

Task 1 – Listen to the story read aloud

Task 2 – Complete the Word Bank.

Task 3 – Characterisation Exercise – find at least two examples of physical and personality traits.

Extension Task: Justify your character traits with evidence from the text.

Remember to 'thumbs' up your teacher's post so we know you've seen them. Finally, please try to complete the weekly tasks – if you have any issues or concerns use the Teams page to contact your teacher.

Useful Links

- [BBC Bitesize](#)
- [@MintlawEnglish](#)
- <https://freerice.com/categories/english-vocabulary>

S1 Health & Wellbeing

Week commencing 25th January

PE

We want to encourage everyone to remain as active as possible while at home and be completing regular exercise.

For this week's task pupils should:

- Access Teams to see a range of fitness resources and links.
- Pick a workout to try that fits in with their timetable and resources.
- Fill out a short 'form' through the assignments to let us know what they tried and how they got on.

HE

- This week all classes will be participating in The Tunnock's Teacake Challenge. This is a competition being run for all schools in Scotland.
- Pupils are required to style a plate with a Tunnock's Teacake as the centrepiece to the theme of Scotland the Brave. There is a PowerPoint to view which gives hints and ideas.
- Photos should be submitted to the class teacher via Teams.
- There is also a Kahoot Quiz to do which reviews all learning to date.

Useful Links

- [@mintlaw_health](#)
- [The BodyCoach TV \(YouTube\)](#)
- foodafactoflife.org.uk

S1 Mathematics

Week commencing 25th January

- This week we are continuing with the Algebra Topic. **Pupils should have their own personal copy of the Note Booklet and Work Booklet for this topic.** The resources for this topic are available via GLOW and links to them will also be posted on your class TEAM
- More specific information will be issued to each class by their class teacher via TEAMS
- Pupils should indicate that they are engaging with their learning by acknowledging the posts from the teachers with the THUMBS up icon – we are using this to take a register for our classes
- Any pupil who completes the work set by their teacher can login to their SUMDOG account to complete further challenges.

Useful Links

- www.maths180.com

S1 Modern Languages

Week commencing 25th January

- We will continue to work on the new topic of “Le collège”. All S1 classes are working on the same topic and work as we complete online learning, so you are able to ask classmates and friends in other classes for help if you need it.
- Please consult your Modern Languages Team for detailed instructions and resources issued via assignments each week.
- Your work for the week will be issued on a Monday and you have the rest of the week to complete the activities.
- Each week there will be a range of tasks, some online, some offline etc and whilst we encourage you to complete all the activities assigned, we understand that this may not always be possible.
- You can also use Linguascope/Quizlet/BBC Bitesize and blooket.com for supplementary vocabulary and grammar activities.
- Your teachers are available to help if you need it via email, live chat or messages. @yourteacher or send them an email via GLOW.
- Pupils are asked to submit evidence of their completed work via assignments (turn in function). This can be completed worksheets or photos of completed work for example. Please note, you do not have to submit evidence of every activity set in assignment.

Useful Links

- www.linguascope.com
- www.quizlet.com
- www.blooket.com
- <https://www.bbc.co.uk/bitesize/subjects/z2mxsbk>



S1 Science

Week commencing 25th January

- Hello S1 Scientists!
- Hopefully, you should now be getting familiar with the workings of TEAMS. Hopefully, you will also be confident with accessing files, completing tasks, posting questions on chat and completing assignments.
- Should you need more support with this, please contact your teacher!
- **At the beginning of this week, check TEAMS for your weekly task!**
- That task might be to complete work from your booklet, do some research, complete a quiz or something else completely! In addition, you may now be using the excellent resource "Education Perfect" for which we have been given special access.
- Whichever task you are given, the idea is that we try to work our way through the topics in a similar way we would if you were in school. We realise that you have a number of other subjects to complete and so your weekly task should not take too long!
- Classes will be on a different topic or at least at a different stage of a topic so each class's task will vary from week to week. Log on to your Science Teams page and see what you must do this week
- **Finally, please try to complete the weekly tasks – if you have any issues or concerns use the Teams page to contact your teacher.**

Useful Links

Remember, you may well be using the excellent resource <https://www.educationperfect.com/>.

It's a great resource and we have been particularly issuing it to pupils in S1/S2 and even some S3 and above. If you have been asked to go on it and are having trouble, just contact your teacher. However, for most...your username will be your GLOW E-MAIL ADDRESS, and your password will be your first name (all lower case).

Being able to use this website will allow us to keep on ticking over with the various topics in the S1/S2 course. Tasks are directed to you and involve, reading, watching video clips, filling in blanks, answering quiz questions.

We know that you have lots of other subjects to do as well, so the tasks should never take too long!

<https://www.bbc.co.uk/bitesize>

S1 Social Subjects

Week commencing 25th January

1B1 – Are continuing to work on the Living and Working in Scotland unit and will be looking at the ancient settlement of Skara Brae. They will be investigating the location, people and how they lived during the Neolithic.

1D1 – Pupils will be looking at the birth of the modern nation of Scotland and how the Reformation played its part in the development of our nation.

1D2 – Are continuing to work on the Living and Working in Scotland unit and will be doing a recap of everything they have learnt by picking tasks from the Homework Menu to complete.

1M1 – Are working on World Issues. Week 3 work will involve doing Tasks 12 and 13. This will involve doing the Task 11 questions and the Task 12 work for international issues.

Useful Links

<https://www.bbc.co.uk/bitesize>

<https://www.bbc.co.uk/newsround>

<https://www.historyforkids.net/>

1M2 – Pupils will be looking at the birth of the modern nation of Scotland and how the Reformation played its part in the development of our nation.

1U1 – Are the “Living and Working in Scotland” unit. This week our focus will be settlement and what is important for people when deciding where to live. The key skill this week is creating – pupils will create their own settlement plan. Live support will be available on Tuesday.

1U2 –The class are still working on the World Issues topic, and will be researching the International Alliances: The EU, The UN and NATO. They will be producing a booklet, foldable or Sway on who they are, their main aims, members and the issues they focus on. They will choose an Alliance and pick a specific issue and research why this is a world issue, why it is important, what is being done to tackle the issue, and what could they do to help tackle the issue if anything.

S1 Technology

Week commencing 25th January

Week 2 please select another 3 menu items to complete

Pupils will find the 'Faculty of Technologies Menu' in the assignments section of their class teams and should choose one starter, one main course and one pudding to complete each week.

Tasks have been designed to either revise topics covered last term or to introduce this terms work. The menu covers our various curriculum areas; Design & Technology, Business Studies and Computing. Support materials for each task can be found in the 'files' section of each team and a video guide is also available. Pupils can choose to complete their three tasks at any point during the school week but should hand in completed work by Friday lunchtime.

This week look out for the virtual field trips – Fancy going to NASA or the British Science Museum – use the boarding pass for a virtual trip.

Keep an eye on our twitter feed **@Mintlawtech** as we share lots of brilliant pupil work each week!

Useful Links

- Useful websites will be embedded into teams
- <http://www.technologystudent.com/>

S1 TRUST

Week commencing 25th January

CAREERS ADVISER CHALLENGE (COMMUNICATION)

You will perform the role of a careers adviser who is interviewing people about the jobs that they do. I want you to find one parent/guardian/relative/family friend and interview them about their job. Write down your questions along with the answers you receive. There will be an example for you to use as a guide in the Trust Team.

Children's University

Pupils who have signed up for Children's University can continue to collect credits for a range of activities. The following links will give ideas or activities that can gain you credits. Remember to keep evidence of any activities you complete and log these in your CU Passport and on Aspire.

- School CU Teams Page – pupils can contact Mr Donaldson through this page
- Aspire
- [Free activity sheets Children's University Scotland](#)
- [PowerPoint Presentation \(childrensuniversity.scot\)](#)
- [Idea of the Day \(mintlawacademy.aberdeenshire.sch.uk\)](#)




Not signed up for CU but interested in being involved?

- See <https://childrensuniversity.scot/> for more information
- Parents can sign up using this link <https://eu.jotform.com/CUScotland/Aberdeenshire>

S2 - Work Instructions for Week Commencing 25th January

Important information about your learning

- **We recommend that you spend 3 hours a day on learning.** You can of course do more by completing optional tasks and 'Idea of the Day' available on the Covid section of the website.
- You are encouraged to make up a weekly learning schedule. Please see information on the website and the template which can be downloaded.
- Please contact your teacher through Teams. If you have any difficulty with this, please email the school.
- **Indicate that they are engaging with the learning on Teams by thumbing up your teachers posts.** 

Online learning protocols

- Pupils will have already signed 'An Acceptable Use of ICT Agreement' at the beginning of their school year and this agreement still stands in the virtual learning environment.
- **For pupils:**
 - Only use Glow email addresses for class communication.
 - Submit all assignments on time.
 - Show your engagement online by thumbing up communication posted by your teachers.
 - For any virtual lessons
 - Be punctual.
 - Do not record or take pictures of any part of a livestream / video-conference lesson.
 - Be prepared with materials and device charged.
 - Show respect for everyone and behave as you would be expected to in school.
 - Seek to contribute to the online classroom in a positive manner.
 - Ensure your location is appropriate, place your device so the camera does not show too much of your home (to protect your privacy).
 - Dress appropriately.
- **For parents:**
 - Take an interest in your child's work and the work left for him/her to complete in Microsoft Teams.
 - Help your child find the best place to work (if possible, not a bedroom).
 - Virtual lessons through Teams may be used in some subjects these should not be recorded.
 - Should you need to contact the school this should be done through the normal procedures by telephoning or emailing the school.

Support with online learning

- The following links provide useful information and videos to support with online learning and using Microsoft Teams
 - <https://youtu.be/E3LdeMTNajl>
 - <http://bit.ly/ShireDigitalSupport>
 - Pupil support videos are all posted on PSE Teams.

Creating a weekly learning schedule

- We recommend that you create a daily learning schedule to help structure your day.
- Try to break learning up into blocks of 40 to 50 minutes and then take a 10 to 15 minute break.
- The template below can be downloaded from the school website to create your own schedule [Weekly Subject Information \(mintlawacademy.aberdeenshire.sch.uk\)](http://mintlawacademy.aberdeenshire.sch.uk)

Learning at Home Schedule					
	Monday	Tuesday	Wednesday	Thursday	Friday
Morning					
Afternoon					
Daily exercise					

Example S1/2 - Learning at Home Schedule					
	Monday	Tuesday	Wednesday	Thursday	Friday
Morning	English	Social Subjects	Drama	Languages	Maths
	Art	Technology	Maths	Science	Home Economics
Afternoon	Maths	Music	English	Technology	English
	Science	Languages	PE	Social Subjects	Create a schedule for next week
Daily exercise	PE with Joe Wicks (YouTube)	Outdoor exercise	Dance with Darcey Bussell (Facebook)	PE with Joe Wicks (YouTube)	Outdoor exercise

S2 Additional Support for Learning

Week commencing 25th January

S2 Maths (2-6 & 2-1)

There will be an assignment in the 2-6 Maths Team on Monday for all of you. The topic this week will be time. It will go live on Monday at 1pm and is due on Thursday by 4pm.

Remember to access the notebook for notes to help you. You will have your first live lesson on Monday details on the team.

Please contact me by glow email if you are having problems accessing the work. Mrs Verth

S2 English

Amazing Places Listening 2 and a Reading Assignment about our national bard, Robert Burns. Please see Teams. Mrs Donald

Useful Links

See TEAMS or refer to your letter sent home

- [Teach your Monster to Read](#)
- [Nessy](#)
- [BBC Dance Mat Typing](#)
- [Door Way Online](#)
- [Active Literacy](#)
- [Help Kidz Learn](#)
- [Sumdog](#)
- [Tech and Learn](#)
- [Twitter - @Mintlaw_SandC](#)

S2 Creative Arts

Week commencing 25th January

Art

- This is a project task and should take a couple of weeks to complete. Pupils will be looking at Hundertwasser. Please start by reading all the instructions on the assignment and look at the images and examples of Hundertwasser's work before you begin. Please use your homework jotter or if you don't have this a piece of paper is fine. Please take a picture of your work (making sure it is in focus) and upload it. All information is available on your Art Team.
- An extension task is also available if you finish the task above.

Music

- Please see you Music Team for all the information you need. This week S2 classes will be looking at Instruments of the Orchestra.

Drama

- Please see your S2 Drama Team for lessons on Theatre Arts. This week we will be looking at set design. We will look at the different things you find on a stage and what a set can communicate to an audience. Any questions please contact Miss Arbuthnott.

Useful Links

- [BBC Bitesize](#)
- [National Theatre](#)
- Look out for the new Creative Arts Faculty twitter page – @MintlawCreative

S2 English

Week commencing 25th January

All S2 Dramascripts should now be submitted electronically through Teams.

Beginning Monday 25th Jan:

Core tasks:

1. Read part 1 of "The Landlady". (From the beginning to "He pressed the bell.")
2. Complete the comprehension questions through Forms.
3. Complete a characterisation table for the landlady. An example is done for you in the PPT.

Extension work:

1. Complete a similar characterisation table for Billy Weaver.

Remember to 'thumbs' up your teacher's post so we know you've seen them. Finally, please try to complete the weekly tasks – if you have any issues or concerns use the Teams page to contact your teacher.

Useful Links

- [BBC Bitesize](#)
- [@MintlawEnglish](#)
- <https://freerice.com/categories/english-vocabulary>

S2 Health & Wellbeing

Week commencing 25th January

PE

We want to encourage everyone to remain as active as possible while at home and be completing regular exercise.

For this week's task pupils should:

- Access Teams to see a range of fitness resources and links.
- Pick a workout to try that fits in with their timetable and resources.
- Fill out a short 'form' through the assignments to let us know what they tried and how they got on.

HE

- Pupils will continue with the unit of work Journey of Food. The topic for this week is This week all classes will be participating in The Tunnock's Teacake Challenge. This is a competition being run for all schools in Scotland.
- Pupils are required to style a plate with a Tunnock's Teacake as the centrepiece to the theme of Scotland the Brave. There is a PowerPoint to view which gives hints and ideas.
- Photos should be submitted to the class teacher via Teams.
- There is also a Kahoot Quiz to do which reviews all learning to date.

Useful Links

- [@mintlaw_health](#)
- [The BodyCoach TV \(YouTube\)](#)
- foodafactoflife.org.uk

S2 Mathematics

Week commencing 25th January

- This week we are continuing with the Percentage Topic. **Pupils should have their own personal copy of the Note Booklet and Work Booklet for this topic.** The resources for this topic are available via GLOW and links to them will also be posted on your class TEAM
- More specific information will be issued to each class by their class teacher via TEAMS
- Pupils should indicate that they are engaging with their learning by acknowledging the posts from the teachers with the THUMBS up icon – we are using this to take a register for our classes

Useful Links

- www.maths180.com

S2 Modern Languages

Week commencing 25th January

- We will continue to work on our insert of taster German this term! Our topic is "Language Basics – days of the week"
- All S2 classes are working on the same topic and work as we complete online learning so you are able to ask classmates and friends in other classes for help if you need it.
- Please consult your Modern Languages Team for detailed instructions and resources issued via assignments each week.
- Your work for the week will be issued on a Monday and you have the rest of the week to complete the activities.
- Each week there will be a range of tasks, some online, some offline etc and whilst we encourage you to complete all the activities assigned, we understand that this may not always be possible.
- You can also use Linguascope/Quizlet/BBC Bitesize and blooket.com for supplementary vocabulary and grammar activities.
- Your teachers are available to help if you need it via email, live chat or messages. @yourteacher or send them an email via GLOW.
- Pupils are asked to submit evidence of their completed work via assignments (turn in function). This can be completed worksheets or photos of completed work for example. Please note, you do not have to submit evidence of every activity set in assignment.
-

Useful Links

- www.linguascope.com
- www.quizlet.com
- www.blooket.com
- <https://ukgermanconnection.org/>
- <https://www.bbc.co.uk/bitesize/subjects/z2mxsbk>



S2 Science

Week commencing 25th January

- Hello S2 Scientists! This week will see a continuation of the Home Learning tasks
- **At the beginning of the week, check TEAMS for your task issued by your Science teacher**
- Weekly tasks could involve, watching video clips, quizzes, research, “Education Perfect” exercises etc, etc.
- NOTE THAT IF AND WHEN YOU GET TO THE END OF EACH TOPIC, YOUR TEACHER MAY ISSUE YOU WITH A TEST/QUIZ WHICH YOU WILL COMPLETE USING MICROSOFT FORMS. This will help your teacher to see how you are coping with the work covered.
- We know that you have lots of other subjects to do as well, so the tasks should never take too long!
- **Please use “thumbs up” (on Teams) when your teacher posts work so that we can see how and when you are engaging. Also, try your best to complete any tasks given and use Teams/Glow Email to contact your teacher with any difficulties you are having**

Useful Links

As part of your work/assignments, your teacher may direct you to the excellent website called <https://www.educationperfect.com/>.

You may have used this already. If you have any trouble accessing the site, please contact your teacher. However, for most of you...your username will be your GLOW E-MAIL ADDRESS, and your password will be your first name (all lower case).

Being able to use this website will allow us to keep on ticking over with the various topics in the S2 course. Tasks are directed to you and involve, reading, watching video clips, filling in blanks, answering quiz questions.

<https://www.bbc.co.uk/bitesize>

S2 Social Subjects

Week commencing 25th January

2.1 - Are working on the WW1 unit and are looking at 'The Home Front - role of women at home and using propaganda as a weapon.

2.2 - Scotland in the Middle Ages – Scotland in 400 AD. Pupils will be learning about the different tribes that used to live in Scotland and how the arrival of Christian Missionaries helped unite the country.

2.3 - The class will be continuing with the World War 1 unit. The class will be continuing with the World War 1 unit. This will involve doing Task 10 – The Battle of Loos. This will involve doing the Task 10 questions 1 to 14.

2.4 - The class are working on the Middle Ages topic. This week pupils will complete a comic strip on Coming of Christianity and St. Columba to Scotland, the Feudal System and Medieval Crime.

Useful Links

<https://www.bbc.co.uk/bitesize>
<https://www.natgeokids.com/uk/>
<https://www.nationalgeographic.org/encyclopedia/rain-forest/>
<https://www.bbc.co.uk/newsround>
<https://www.historyforkids.net/>
<https://kids.kiddle.co/Religion>

2.5 - The class are working on the Middle Ages topic. This week pupils will complete a comic strip on Coming of Christianity and St. Columba to Scotland, the Feudal System and Medieval Crime.

2.6 – The class are continuing to work on Young People and the Law. This week they will be learning about Cyber Crime, researching what it is and what the UK Government are doing to tackle it. They will be given information to read and answer questions on, along with a task related to the National Crime Agency website.

S2 RMPS Classes - Pupils in all classes are working their way through the 'Morality and Relationships' unit, this week pupils will be exploring the idea of consent and why it is important in relationships and in society.

S2 Technology

Week commencing 25th January

Week 2 please select another 3 menu items to complete

Pupils will find the 'Faculty of Technologies Menu' in the assignments section of their class teams and should choose one starter, one main course and one pudding to complete each week.

Tasks have been designed to either revise topics covered last term or to introduce this terms work. The menu covers our various curriculum areas; Design & Technology, Business Studies and Computing. Support materials for each task can be found in the 'files' section of each team and a video guide is also available. Pupils can choose to complete their three tasks at any point during the school week but should hand in completed work by Friday lunchtime.

This week look out for the virtual field trips – Fancy going to NASA or the British Science Museum – use the boarding pass for a trip.

Keep an eye on our twitter feed **@Mintlawtech** as we share lots of brilliant pupil work each week!

Useful Links

- Useful websites will be embedded into teams
- <http://www.technologystudent.com/>

S2 TRUST

Week commencing 25th January

CAREERS ADVISER CHALLENGE (COMMUNICATION)

You will perform the role of a careers adviser who is interviewing people about the jobs that they do. I want you to find one parent/guardian/relative/family friend and interview them about their job. Write down your questions along with the answers you receive. There will be an example for you to use as a guide in the Trust Team.

Children's University

Pupils who have signed up for Children's University can continue to collect credits for a range of activities. The following links will give ideas or activities that can gain you credits. Remember to keep evidence of any activities you complete and log these in your CU Passport and on Aspire.

- School CU Teams Page – pupils can contact Mr Donaldson through this page
- Aspire
- [Free activity sheets Children's University Scotland](#)
- [PowerPoint Presentation \(childrensuniversity.scot\)](#)
- [Idea of the Day \(mintlawacademy.aberdeenshire.sch.uk\)](#)




Not signed up for CU but interested in being involved?

- See <https://childrensuniversity.scot/> for more information
- Parents can sign up using this link <https://eu.jotform.com/CUScotland/Aberdeenshire>

S3 - Work Instructions for Week Commencing 25th January

Important information about your learning

- **We recommend that you spend 3 hours a day on learning.** You can of course do more by completing optional tasks and 'Idea of the Day' available on the Covid section of the website.
- You are encouraged to make up a weekly learning schedule. Please see information on the website and the template which can be downloaded.
- Please contact your teacher through Teams. If you have any difficulty with this, please email the school.
- **Indicate that they are engaging with the learning on Teams by thumbing up your teachers posts.** 

Online learning protocols

- Pupils will have already signed 'An Acceptable Use of ICT Agreement' at the beginning of their school year and this agreement still stands in the virtual learning environment.
- **For pupils:**
 - Only use Glow email addresses for class communication.
 - Submit all assignments on time.
 - Show your engagement online by thumbing up communication posted by your teachers.
 - For any virtual lessons
 - Be punctual.
 - Do not record or take pictures of any part of a livestream / video-conference lesson.
 - Be prepared with materials and device charged.
 - Show respect for everyone and behave as you would be expected to in school.
 - Seek to contribute to the online classroom in a positive manner.
 - Ensure your location is appropriate, place your device so the camera does not show too much of your home (to protect your privacy).
 - Dress appropriately.
- **For parents:**
 - Take an interest in your child's work and the work left for him/her to complete in Microsoft Teams.
 - Help your child find the best place to work (if possible, not a bedroom).
 - Virtual lessons through Teams may be used in some subjects these should not be recorded.
 - Should you need to contact the school this should be done through the normal procedures by telephoning or emailing the school.

Support with online learning

- The following links provide useful information and videos to support with online learning and using Microsoft Teams
 - <https://youtu.be/E3LdeMTNajl>
 - <http://bit.ly/ShireDigitalSupport>
 - Pupil support videos are all posted on PSE Teams.

Creating a weekly learning schedule

- We recommend that you create a daily learning schedule to help structure your day.
- Try to break learning up into blocks of 40 to 50 minutes and then take a 10 to 15 minute break.
- The template below can be downloaded from the school website to create your own schedule [Weekly Subject Information \(mintlawacademy.aberdeenshire.sch.uk\)](http://mintlawacademy.aberdeenshire.sch.uk)

Learning at Home Schedule					
	Monday	Tuesday	Wednesday	Thursday	Friday
Morning					
Afternoon					
Daily exercise					

Example S1/2 - Learning at Home Schedule					
	Monday	Tuesday	Wednesday	Thursday	Friday
Morning	English	Social Subjects	Drama	Languages	Maths
	Art	Technology	Maths	Science	Home Economics
Afternoon	Maths	Music	English	Technology	English
	Science	Languages	PE	Social Subjects	Create a schedule for next week
Daily exercise	PE with Joe Wicks (YouTube)	Outdoor exercise	Dance with Darcey Bussel (Facebook)	PE with Joe Wicks (YouTube)	Outdoor exercise

S3 Additional Support for Learning

Week commencing 25th January

S3 ELS English

Recording your Individual Talk and a Reading Assignment all about the Burns Supper

Please check your TEAMS for further details and deadlines from Mrs Donald. Work will be posted on Monday morning.

S3 ELS Maths

Symmetry- work posted on TEAMS.

Useful Links

See TEAMS or refer to your letter sent home

- [Teach your Monster to Read](#)
- [Nessy](#)
- [BBC Dance Mat Typing](#)
- [Door Way Online](#)
- [Active Literacy](#)
- [Help Kidz Learn](#)
- [Sumdog](#)
- [Tech and Learn](#)
- [Twitter - @Mintlaw_SandC](#)

S3 Creative Arts

Week commencing 25th January

Art

- Pupils will complete a “Hands Up!” task. Please see your team for all the information required. Start by looking at the images attached to the assignment for inspiration. Please take a picture of your work (making sure it is in focus) and upload it by January 28th

Music

- Please see your S3 Music Team for more listening activities from Mr Gale. There will a forms quiz about this too. Work will go up on a Tuesday from now on.

Drama

- Please see your S3 Drama Team for more information. Miss Molver will be starting a new documentary unit. Please watch a documentary of your choice and identify the features of this documentary. All information and guidance for this task is available on your drama team.

Useful Links

- [BBC Bitesize](#)
- [National Theatre](#)
- Look out for the new Creative Arts Faculty twitter page – @MintlawCreative

S3 English

Week commencing 25th January

All S3 Dramascripts should now have been submitted through teams. They were due the 22nd.

S3 should continue to study 'The Way My Mother Speaks' by Carol Ann Duffy.

Core Tasks:

- Learners should access the PowerPoint 'TWMMS -Stanza 1 Notes and Tasks' and take notes from the slides.
- They will need to either print a copy of the poem, or they will need to copy the poem into their jotters, with plenty of space to write their notes around the poem.
- Complete the Forms Quiz issued through their Assignments for **Friday 29th Jan.**

Extension Tasks:

- Pupils should watch the Learning Cauldron Video on "The Way My Mother Speaks" at <https://www.youtube.com/watch?v=MI92r2yx4N4>.
- **Other extension tasks** will be made available for pupils who require it – pupils should check their individual teams.

Useful Links

- [BBC Bitesize](#)
- SQA
- Twitter #RUAЕ
- [@MintlawEnglish](#)
- <https://freerice.com/categories/english-vocabulary>

S3 Health & Wellbeing

Week commencing 25th January

PE

S3 Core PE and HWB Period (all)

- Pupils should access the '**S3 Health and Wellbeing**' Teams page for instructions and resources. The joining code for those not in the team is: **4u2sh52**. The task will involve completing and recording physical activity weekly on 'Class Notebook'. This should amount to 50 minutes but pupils are encouraged to do more physical activity throughout the week if possible.

PE S3 Elective (those who have chosen PE as a subject choice)

Pupils should refer to their own class teams for information about the work.

- **Miss Coleman's Class:**
Check Teams for YouTube clips about 'Physical-Skills' and then complete 'Forms' Assignment based on these.
- **Mr Robertson's Class:**
Check teams for work on 'Collecting Data on the Emotional Factor' – looking at the Sports Anxiety Test.
- **Miss Wilson's Class:**
Check class teams for assigned work on the 'Impact of the Emotional Factor on Performance'
- **Mr Laird's Class:**
Check class teams for assigned work on the 'Impact of the Emotional Factor on Performance'

HE

- This week all classes will be participating in The Tunnock's Teacake Challenge. This is a competition being run for all schools in Scotland.
- Pupils are required to style a plate with a Tunnock's Teacake as the centrepiece to the theme of Scotland the Brave. There is a PowerPoint to view which gives hints and ideas.
- Photos should be submitted to the class teacher via Teams.
- There is also a Kahoot Quiz to do which reviews all learning to date.

Useful Links

- [@mintlaw_health](#)
- [The BodyCoach TV \(YouTube\)](#)
- foodafactoflife.org.uk

S3 Mathematics

Week commencing 25th January

This week the S3 classes have been re-organised and some pupils will find that it is a different teacher that is giving them their instructions via their Class Team. Please follow the instructions given by the teacher on your Class Team – the work you are moving onto now is in preparation for the National course that you will follow in S4.

- 3A1 (AH) and 3B1 (DF) are continuing with the work for Level 5 Numeracy.
- 3A2 (DS) are moving onto the work required for Level 5 Numeracy
- 3B2 (DS), 3A3 (AW) and 3B3 (AH) are going to commence working on the Level 4 Unit titled – Finance and Statistics.
- 3A4 (DF) will be moving on to the Level 3 Manage Money and Data Unit.

The resources for all the S3 topics are available via GLOW and links to them will also be posted on your class TEAM

- More specific information will be issued to each class by their class teacher via TEAMS
- Pupils should indicate that they are engaging with their learning by acknowledging the posts from the teachers with the THUMBS up icon – we are using this to take a register for our classes.

Useful Links

- www.maths180.com

S3 Modern Languages

Week commencing 25th January

S3 French - Planning a trip/ Les Voyages

S3 German – School

S3 LFL – Planning a trip (French)

- All S3 Language classes are working on the same topic and work as we complete online learning so you are able to ask classmates and friends in other classes for digital help if you need it.
- Please consult your Modern Languages Team for detailed instructions and resources issued via assignments each week.
- Your work for the week will be issued on a Monday and you have the rest of the week to complete the activities.
- Each week there will be a range of tasks, some online, some offline etc and whilst we encourage you to complete all the activities assigned, we understand that this may not always be possible.
- You can also use Linguascope/Quizlet/BBC Bitesize and blookey.com for supplementary vocabulary and grammar activities.
- Your teachers are available to help if you need it via email, live chat or messages. @yourteacher or send them an email via GLOW.
- Pupils are asked to submit evidence of their completed work via assignments (turn in function). This can be completed worksheets or photos of completed work for example. Please note, you do not have to submit evidence of every activity set in assignment.

Useful Links

- www.linguascope.com
- www.quizlet.com
- www.blooket.com
- www.kahoot.com
- <https://www.bbc.co.uk/bitesize/subjects/z2mxsbk>
- <https://ukgermanconnection.org/>



S3 Science

Week commencing 25th January

- A very warm welcome to all S3 Connexion, Biologists, Chemists and Physicists! The focus of this week will be continuing to work through your topics as instructed by your teacher on Teams.
- **We want you to get the most out of your online learning, so we encourage you to let us know how you are getting on, by reacting and commenting on teams posts, or by emailing your teacher on Glow. We know you will want to try and think things through for yourselves, don't stay stuck too long; post a message (and tag your teacher) when you are "stuck" and we will help you out. If you want to ask something quietly then use your teacher's email. Perhaps a wee tag in a comment on teams would be helpful just to say you've emailed.**

S3 Connexions Class:

- This week, we will continue to look at body systems. Work will be posted in the Teams files page with directions to websites from there.

S3 Biology Classes.

- Each week, your teacher will give you instructions on the week's work through Teams – Assignments and Teams - Posts. These tasks will include a mix of video clips, research, creative tasks, BBC Bitesize, Scholar, Microsoft Forms, Education Perfect and using presentations to fill in your booklet. Keep an eye out for tasks deadlines. This week's tasks may cover concepts from Topic 4 Genetics and Biotechnology, or Topic 5 Biodiversity. Full instructions can be found on Teams – Assignments and Teams-Posts. Any resources required for these activities, such as class booklets, presentations, videos and further information can be found in Teams - Files.

S3 Chemistry Classes.

- Each week, your chemistry teacher will give you instructions on the week's work through Teams. Tasks will involve completing your Topic 4 booklets by using the following activities; watching video clips, quizzes, research, Education Perfect exercises, etc. This week we will be looking what makes up the different fractions from crude oil. We will complete pages 16-19 in your booklets.

S3 Physics Classes.

- This week we will continue with the waves unit looking at diffraction. There is a video recap of last week's work and a booklet filled in as far as you should be. You should use these to check your work from last week. There is video explaining the work for this week to watch and where appropriate links to work on websites, e.g. BBC bitesize, ClickView, scholar (use your full glow login for to scholar and ClickView). You should use these to complete the notes and questions in your booklets. You will have questions to complete and these should be done in your jotter. Your teacher may ask you to upload work via assignments or into OneNote. Remember, there is the help and chat channel you can use. If you see something you know about free to chip in if you can help. Be supportive to each other, we are all working together on this and often helping someone else out can clear things in your own head. Each week's work will be issued through assignments on a Monday for Friday but you should take time to plan when you are going to do the work through the week.

Useful Links

- <https://www.educationperfect.com/>
- <https://www.bbc.co.uk/bitesize>
- <http://nat5biopl.edubuzz.org/>
- <https://www.evans2chemweb.co.uk/>
username: mintlaw password: chemweb
- <https://mrmackenzie.co.uk/>
- <https://www.khanacademy.org/science>
- <https://www.educationperfect.com/>
- <https://www.bbc.co.uk/bitesize>

S3 Social Subjects

Week commencing 25th January

Geography

- **Miss Owen's Class (3H)** - Miss Owen's class are continuing to work on their Environmental Hazards uni. This week they are creating a case study on the Japanese earthquake and tsunami, focusing on the causes, impacts on the people and the landscape, the precautions taken before the earthquake and the aid effort following the disaster.
- **Mrs Lawson's class (3E)** - Mrs Lawson's class are continuing to work on the Environmental Hazards topic. This week they will be starting on Tropical Storms. They will learn what a tropical storm is, the main features and locations, the conditions needed and some of the effects of tropical storms. They will have tasks based on information and clips given, along with a fun extension task of making a storm in a bottle!

History

- **3C** – Civil Rights in the USA. We will be learning about the US Civil War and the US constitution and how these events affected the rights of African Americans.
- **3E & 3F** - Both classes are working on the unit entitled Free at Last. Pupils this week are working on The American Civil War & the End of Slavery, The treatment of Black Americans and White Terror and the Ku Klux Klan.

Modern Studies

- **3G (Mr Merson) and 3D (Mr Birnie)** Both classes will study the causes of Terrorism. This week we will focus on the Social causes of Terrorism looking at Religious extremism, Radicalisation and White Supremacy. Tasks 8 and 9 require extended writing and some personal research – help will be available via TEAMS though out the week and in a live class chat on Wednesday for 3D and Thursday for 3G.

RMPS

- **S3 RMPS Classes** - Pupils in all classes are working their way through the 'Morality of Crime and Punishment' unit where they will be looking at Crimes and punishments in the UK as well as around the world and the morality of the punishments.

Useful Links

<https://www.bbc.co.uk/bitesize>
<https://www.natgeokids.com/uk/>
<https://www.bbc.co.uk/newsround>
<https://www.historyforkids.net/>
<https://kids.kiddle.co/Religion>

S3 Technology

Week commencing 25th January

Energy Girls

- **Live Lesson will be held on Thursday from 10:45** with the lecturer Morag Watt, Monday the class will look at Employability & Careers. Thursday will be a LIVE LESSON where Morag will continue to look at the next unit which is oil and gas extraction.

Design Technology

- In the workshop you have been working with metal and you will now complete a series of metal work theory tasks over the coming weeks. A second activity this week will look at the role of a plumber and the employability skills required in the job.

Engineering Technology

- Forms questions introducing Resistors. Video and power point guide on how read and calculate the value of a resistor.

Business

- This task is about raising awareness of your social responsibility and the impact on the environment.
- Carry out internet research to help you plan a journey.
- Create a word processed report about your findings.


Computing

- Relational Databases.
- Pupils are going to continue looking at information systems from last week
- Task 4 – What is an information system. Pupils will watch a short video before completing a task look at the requirements for an information system.
- Task 5 – Data vs Information, pupils can watch a video on click view before completing a task looking at different representations of the same information.
- Task 6 – What is a database, pupils will watch a short video on electronic databases before completing a task identifying files, records and fields in social media and objects they have probably used.

Useful Links

- <http://www.technologystudent.com/>
- <https://idea.org.uk/>
- [GetaGrip Graphics](#)

Important information about your learning

- **We recommend that you spend 4 hours a day on learning.** You can of course do more by completing optional tasks.
- You are encouraged to make up a weekly learning schedule. Please see information on the website and the template which can be downloaded.
- Please contact your teacher through Teams. If you have any difficulty with this, please email the school.
- **Indicate that they are engaging with the learning on Teams by thumbing up your teachers posts.** 

Online learning protocols

- Pupils will have already signed 'An Acceptable Use of ICT Agreement' at the beginning of their school year and this agreement still stands in the virtual learning environment.
- **For pupils:**
 - Only use Glow email addresses for class communication.
 - Submit all assignments on time.
 - Show your engagement online by thumbing up communication posted by your teachers.
 - For any virtual lessons
 - Be punctual.
 - Do not record or take pictures of any part of a livestream / video-conference lesson.
 - Be prepared with materials and device charged.
 - Show respect for everyone and behave as you would be expected to in school.
 - Seek to contribute to the online classroom in a positive manner.
 - Ensure your location is appropriate, place your device so the camera does not show too much of your home (to protect your privacy).
 - Dress appropriately.
- **For parents:**
 - Take an interest in your child's work and the work left for him/her to complete in Microsoft Teams.
 - Help your child find the best place to work (if possible, not a bedroom).
 - Virtual lessons through Teams may be used in some subjects these should not be recorded.
 - Should you need to contact the school this should be done through the normal procedures by telephoning or emailing the school.

Support with online learning

- The following links provide useful information and videos to support with online learning and using Microsoft Teams
 - <https://youtu.be/E3LdeMTNajl>
 - <http://bit.ly/ShireDigitalSupport>
 - Pupil support videos are all posted on PSE Teams.

Creating a weekly learning schedule

- We recommend that you create a daily learning schedule to help structure your day.
- Try to break learning up into blocks of 40 to 50 minutes and then take a 10 to 15 minute break.
- The template below can be downloaded from the school website to create your own schedule [Weekly Subject Information \(mintlawacademy.aberdeenshire.sch.uk\)](http://mintlawacademy.aberdeenshire.sch.uk)

Learning at Home Schedule					
	Monday	Tuesday	Wednesday	Thursday	Friday
Morning					
Afternoon					
Daily exercise					

Example S1/2 - Learning at Home Schedule					
	Monday	Tuesday	Wednesday	Thursday	Friday
Morning	English	Social Subjects	Drama	Languages	Maths
	Art	Technology	Maths	Science	Home Economics
Afternoon	Maths	Music	English	Technology	English
	Science	Languages	PE	Social Subjects	Create a schedule for next week
Daily exercise	PE with Joe Wicks (YouTube)	Outdoor exercise	Dance with Darcey Bussell (Facebook)	PE with Joe Wicks (YouTube)	Outdoor exercise

S4-6 Additional Support for Learning

Week commencing 25th January

S4 ELS English	A listening task all about Robert Burns' poem "To a Mouse" and a poetry analysis task. All work will be posted on Monday. Please check your Teams for details and deadlines. Mrs Donald.	
S4 ELS Maths	Find the best buy- bar method-work posted on TEAMS. Mrs Bain.	
S4 Individual Maths	Numeracy research task-work posted on TEAMS, resources on laptop. Mrs Bain.	
S4 Employability	(Mrs Richards Group) CV write up. An example of a completed CV and instructions will be emailed to you individually. There will be a live catch up on Teams on Monday, 25/1/21 at 11.30am.	
Personal Finance	<p>We are continuing with the new booklet called 'Your Money Matters' and for the next few weeks we will be concentrating on savings.</p> <ol style="list-style-type: none"> 1) Access Your Money Matters 1 on Teams-Files - Class Materials 2) Read the information on page 14 and 15 about current accounts, savings accounts, and interest. 3) Answer the questions on page 14 and have a go at the activity on page 15. 4) Create a word document 'Money Matters Assignment 2' and hand in on the assignment page when you have completed it. <p>*** Your Money Matters is a big document and can take a while to load off Teams. I would recommend accessing it in the evening and downloading a copy to your own device. ***</p> <p>Any problems please email Mrs McKeown through Glow.</p>	
Employability Skills	<p>Access booklet 'The Interview'. This is posted on files on Teams to download and was emailed to you too.</p> <p>Complete pages 14-17</p> <ol style="list-style-type: none"> 1) Read through page 14. 2) Complete activity and questions on page 15. You can discuss with your family and use the post board on our teams to discuss with your class mates what you think some of the answers might be. 3) Read through page 16 and have a go at answering the questions about yourself on page 17. Remember in your answers you are trying to get the job so try to include quite a bit of detail and be positive! 4) You can screen shot your work on those pages and submit to assignments or if you have trouble with that just email me your work. <p>Any problems please email Mrs McKeown through Glow.</p>	
Useful Links	<ul style="list-style-type: none"> • Teach your Monster to Read • Nessy • BBC Dance Mat Typing • Door Way Online 	<ul style="list-style-type: none"> • Active Literacy • Help Kidz Learn • Sumdog • Tech and Learn • Twitter - @Mintlaw_SandC

S4-6 Creative Arts

Week commencing 25th January

Art	National 5	National 4 and 5 pupils will be consolidating their notes and completing question paper preparation. Please see your Art team for more information.
	Higher	Please look at the Class Material/Files section for your next task with instructions: UNSEEN - Still Life Question. IMPORTANT – there will be an opportunity to collect your folios on Friday so that expressive practical work can be done at home. Please see your team for your allocated time slot. If you are unable to collect your folio on Friday please let one of the Art teachers know.
	Adv Higher	Pupils will be continuing with their contextualising essay. Please see your team for further instructions. IMPORTANT – there will be an opportunity to collect your folios on Friday so that expressive practical work can be done at home. Please see your team for your allocated time slot. If you are unable to collect your folio on Friday please let one of the Art teachers know.
Photography	Higher	Pupils will be continuing with ongoing individual project work and exam preparation - see Teams for specific information from Mrs Miller. There are very clear instructions under the files tab on your team.
Music	National 5 Higher	Mr Gale will be starting to look at the 20 th Century concepts while Mrs Smith will be focusing on Melody and Harmony. Please see your Music team for more information.
Drama	National 5	National 4 – Miss Hanlon will assign individual tasks via teams. National 5 – Preparation for Performance week. Mrs Hanlon has prepared materials for starting your preparation for performance. This is a 500 word document that explains how you are going to approach the performance of your play. Please see all the examples and the PowerPoint video which will help you. All the information you require is found on your Drama team.
	Higher	Please see your Higher Drama Team for a full past paper and a PowerPoint video that will guide you through each section. The due date for all three essays will be Wednesday 27 th January. Please continue to learn all your lines for your performance pieces. Any questions please email Miss Arbuthnott. Live Lessons: 12.30pm Tuesday – Preparation for Performance introduction
	Adv Higher	Please see your Advanced Higher Drama Team. Please continue to learn your lines for both your interactive and monologue piece. Continue to email Miss Molver any sections of your assignment. Live Lessons: 11am Monday - Monologues 11am Thursday - Assignment
Useful Links	<ul style="list-style-type: none"> • BBC Bitesize • National Theatre • New Creative Arts Faculty Twitter page- @MintlawCreative 	

S4-6 English

Week commencing 25th January

English	National 4	<p>4E3 with Miss Wappler and Miss Bell should access their class teams for work on the Added Value Unit, started on Monday 11th. They will hold a LIVE LESSON on Tuesday 26th at 10.45am for 30 minutes on the AVU with students, answering questions about the work. Work will be assigned during the live lesson on Tues 26th.</p> <p>4D3 with Mrs Fowlie and Mr Closs should access their class teams for work on the Added Value Unit, started on Monday 11th. They will hold a LIVE LESSON on Thursday 28th at 11.00am for 30 minutes on the AVU with students, answering questions about the work. Work and resources will be posted on Monday 25th and students should come to the Live Lesson with questions.</p>
	National 5	<p>The National 5 Cohort (all 4 classes) should join and access the National 5 2020/2021 team, (joining code is sge9qq6) as well as their individual class team. In the National 5 2020/21 ('big' team with all classes) Mrs Pye, Mr Closs and Miss Wappler will deliver 2 half hour LIVE LESSONS this week, as stated below.</p> <p>Tuesday 26th Jan at 1.30pm - RUAЕ Live Lesson: Tuesday's Live Lesson will look at Link Questions in RUAЕ, strategies for how to complete them and where learners go wrong. Core Task: Link Question Forms to be issued by class teacher on the individual teams and submitted for Monday 1st of February. Extension work: Scholar RUAЕ sections 2.2, 2.3 and 2.4.</p> <p>Thursday 28th Jan at 12.30 pm - MacCaig Live Lesson: Thursday's Live Lesson will focus on Approaching the SST Extract Questions, strategies for how to complete them and where learners go wrong. Core Task: Forms exercise to be issued by class teacher on the individual teams and submitted for Wednesday 3rd of February. Extension work: Revise the poems by watching 'The Learning Cauldron' How to Analyse Poetry – Norman MacCaig videos on YouTube focused on Aunt Julia and Basking Shark.</p> <p>Other/Extension Work: Essay text tasks may be assigned by individual class teachers.</p>
	Higher	<p>The Higher Cohort (all 4 classes) should access the Higher 2020/21 team, as well as their individual class team. In the Higher 2020/21 ('big' team with all classes) Mrs McCluskey and Miss Bell will deliver 2 LIVE LESSONS this week, as stated below.</p> <ol style="list-style-type: none"> 1. Tuesday 26th January 3.50pm to 4.20pm: Whole-cohort RUAЕ live lesson on Sentence Structure + RUAЕ 'Quiz' on Sentence Structure assigned (due for Monday 1st of Feb.) 2. Thursday 28st January 3-3.30pm: Whole-cohort MacCaig live lesson + 'Starter for 5 & 'Big Question' on MacCaig assigned (due for Wednesday 3rd of Feb) <p>Other/Extension Work: Essay text tasks may be assigned by individual class teachers. There are also Extension tasks clearly labelled in each Week's PPTs using SCHOLAR and 'The Learning Cauldron' How to Analyse Poetry – Norman MacCaig videos on YouTube. (Students should ask teachers for SCHOLAR log in details if they do not know them.)</p>

	Adv Higher	<p>The Advanced Highers have 2 LIVE LESSONS this week with Mr Holding and Mrs Fowlie during their normal class time, on the following sections of the AH English Course.</p> <ul style="list-style-type: none"> • LIVE LESSON Wednesday 27/1 10AM: Literary Study Focus: how to structure essay responses • LIVE LESSON Thursday 28/1 2.10PM: Literary Study Focus: Retrieval Based- how would we approach this specific question, what would we include? <p>Pupils will also be set the task of writing a Textual Analysis response on ‘Mint’ by Seamus Heaney or ‘Childhood’ by Edwin Muir on Monday 25th. Deadline for this work is 1st February.</p> <p>Any additional questions should be directed to Mr Holding and Mrs Fowlie using the Advanced Higher Team.</p>
Media	National 5	<ol style="list-style-type: none"> 1. LIVE CHAT/LESSON on Monday 25th at 2.30-3pm – Discussing the Film Poster Task. 2. Beginning the 18th of Jan, Students had a Poster Analysis Tasks PowerPoint assigned to them. They should watch the texts mentioned in the file and complete the tasks on the PowerPoint file itself for Friday 29th of January. <p>There is a quiz on Elements of a Poster to be completed for Friday 29th.</p>
	NPA Film & Media	<p>Work will be posted on the NPA Teams. Students can tune into a LIVE LESSON Friday at 11.30 am in the NPA Film and Media teams to chat about our plans to continue working on our NPA Film and Media award.</p> <p>Students will be issued a Shot Recreation Task to work on.</p>
	Higher	<p>Higher PSA videos should have been handed in Friday 22nd through Teams.</p> <p>Mrs Pye and Mrs McCluskey will be LIVE MEETING ON TEAMS at Monday 25th January from 1.30-2pm for a face-to-face to discuss the redrafting process for Section 1 of their Assignment write up.</p>
Useful Links	<ul style="list-style-type: none"> • BBC Bitesize • SQA • The Learning Cauldron on YouTube • SCHOLAR • Twitter #RUAE • @MintlawEnglish 	

S4-6 Health & Wellbeing

Week commencing 25th January

PE	National 5	<p>Pupils should refer to their own class teams for more information about the work.</p> <p><u>Miss Coleman's Class</u> Theory: Check Teams for Information and YouTube clips about 'Tactics and Formation' and then complete 'Forms' Assignment based on these. Practical: CRE training to maintain fitness for one-off performance – minimum of 20 minutes, 3 days per week.</p> <p><u>Mr Robertson's Class</u> Check Teams to see set work about 'Portfolio Section 1' corrections and feedback.</p> <p><u>Miss Anderson's Class</u> Practical: Log their physical activity in their 'Class Notebook' on Teams. Theory: Check teams for information: 1) Watch recorded PowerPoint on 'Mental Factors' and complete 2 tasks. 2) Complete short form.</p>
	Higher	<p>Scenario: Section 3 Exam Practice</p> <p>There will be some lesson content and a task set based on the scenario. Please see teams for further details. Please also complete the short survey that will be created based on suitable times for live drop in support sessions with Mr Laird.</p>
Sports Development	NPA	<p>Pupils will be required to record and share their presentations with Miss Wilson. Information of how to do this will be put on teams.</p>
Dance	National 5	<p>Pupils will be required to complete the following 3 tasks:</p> <ul style="list-style-type: none"> • Continue with Choreography development. • Complete question 2A of their choreography review. • Look at the structure of ghost dances for section 3 of written paper <p>Information can be found on teams.</p>
	Higher	<p>Pupils will be required to complete the following 3 tasks:</p> <ul style="list-style-type: none"> • Continue with Choreography development. • Complete the second half of question 1A of their choreography review. • Look at the structure of ghost dances for section 2 of written paper <p>Information can be found on teams.</p>

Heath & Food Technology	National 5	Complete part 1b of their assignment by 26/1/21 and look to start investigation 1. Also complete past paper question - both will be assigned on teams. There will be a Teams Call at 11am on Thursday, this will be a weekly occurrence.
	Higher	Continue with Investigation 1 research. Peer mark past paper. These have been emailed to pupils.
Cake Craft	National 5	This week all classes will be participating in The Tunnock's Teacake Challenge. This is a competition being run for all schools in Scotland. Pupils are required to style a plate with a Tunnock's Teacake as the centrepiece to the theme of Scotland the Brave. There is a PowerPoint to view which gives hints and ideas. Photos should be submitted to the class teacher via Teams. There will also be a worksheet to continue looking at different icings and their application.
Practical Cookery	National 4	Practical – Sweet Potato and Lentil Soup – recipe in teams. Questions will be posted in Teams relating to this recipe. There are still some UUI Assessments to be completed from last week. A new N4 Practical Cookery Team has been set up – please check that you have been added to this and can access it ok.
	National 5	Assignment Time Plan. View Assignment PowerPoint 4 and complete a practice time plan. Written questions – these will be posted in Teams. Practical – make the Carrot and Sweet Potato Soup. Next week – Italian Pork loaves with tagliatelle – NB/ quantities can be halved if you wish.
Useful Links	<ul style="list-style-type: none"> • @mintlaw_health • The BodyCoach TV (YouTube) 	

S4-6 Mathematics

Week commencing 25th January


Pupils are being reminded to watch the Videos that staff are posting on their Class Team. These videos show their teachers talking through the relevant sections within their note booklets and include sections with the class teacher going over worked examples. When these have been posted they should be watched before the work set is attempted.

Maths	National 4	<p>4E3 (Mr Forbes/Mrs Gruer) and 4D4 (Ms Wright)</p> <p>These classes are continuing to work through the National 4 course. Individuals will know which topic they are currently working on.</p> <p>Pupils have their own personal copies of the resources required for this work. Completed versions of the National 4 Course Notes are available via GLOW and a link to them will also be posted on your class TEAM</p> <p>More specific information will be issued to each class by their class teacher via Teams</p> <p>Pupils should indicate that they are engaging with their learning by acknowledging the posts from the teachers with the THUMBS up icon – we are using this to take a register for our classes</p>
	National 5	<p><u>S4/5/6</u></p> <p>4D1 (Mr Forbes), 4D2 (Mrs Gruer and Ms Ferguson), 4E1 (Mrs Hynd) and 4E2 (Ms Ferguson and Ms Wright). Senior Pupils within 4D2 and 4E2. Class Teams have already been actively used throughout the session for these classes.</p> <p>The classes are currently working from the Relationships Unit and will be working on Similarity before moving onto the section on Trigonometry which covers the introduction of Trigonometric Graphs, Solving Trigonometric Equations and Trigonometric Identities</p> <p>Pupils have their own personal copies of the resources required for this work. Completed versions of the Applications and Relationships Note booklets are available via GLOW and a link to them will also be posted on your class TEAM</p> <p>More specific information will be issued to each class by their class teacher via Teams</p> <p>Pupils should indicate that they are engaging with their learning by acknowledging the posts from the teachers with the THUMBS up icon – we are using this to take a register for our classes</p>
	Higher	<p>MAHIA1 - Ms Ferguson and MAHIB1 - Mr Forbes. Class Teams have already been actively used throughout the session for these classes.</p> <p>This week these classes will be starting the topic Applying Calculus Skills of Integration from Unit 2.</p> <p>Pupils have their own personal copies of the resources required for this work. A completed version of the Applying Trigonometric Skills to Solve Equations booklet is available via GLOW and a link to them will also be posted on your class TEAM.</p> <p>More specific information will be issued to each class by their class teacher via Teams</p> <p>Pupils should indicate that they are engaging with their learning by acknowledging the posts from the teachers with the THUMBS up icon – we are using this to take a register for our classes</p>

<p>Maths</p>	<p>Adv Higher</p>	<p>MAAHIB1 - Ms Ferguson – A Class Team has already been actively used throughout the session for this class.</p> <p>This week the class will be starting the topic Applying algebraic Skills to Matrices and Systems of Equations from Unit 3.</p> <p>Pupils have their own personal copies of the resources required for this work.</p> <p>More specific information will be issued to each class by their class teacher via Teams Pupils should indicate that they are engaging with their learning by acknowledging the posts from the teachers with the THUMBS up icon – we are using this to take a register for our classes</p>
<p>Applications Maths</p>	<p>National 4</p>	<p>S5/6 – (Mrs Gruer and Mrs Hynd).</p> <p>This week this class will be carrying on from the position that they were at the end of last week. The class is currently working from the Geometry and Measures Unit</p> <p>A completed version of the Geometry and Measures Note Booklet is available via GLOW and a link to them will also be posted on your class TEAM.</p> <p>More specific information will be issued to each class by their class teacher via Teams Pupils should indicate that they are engaging with their learning by acknowledging the posts from the teachers with the THUMBS up icon – we are using this to take a register for our classes</p>
	<p>National 5</p>	<p>S4 - 4D3 (Mrs Hynd) S5/6 – (Mrs Gruer and Mrs Hynd).</p> <p>This week these classes will be carrying on from the position that they were at the end of last week. The classes are currently working from the Geometry and Measures Unit</p> <p>Pupils have their own personal copies of the resources required for this work. A completed version of the Geometry and Measures Note Booklet is available via GLOW and a link to them will also be posted on your class TEAM.</p> <p>More specific information will be issued to each class by their class teacher via Teams Pupils should indicate that they are engaging with their learning by acknowledging the posts from the teachers with the THUMBS up icon – we are using this to take a register for our classes</p>
<p>Useful Links</p>	<ul style="list-style-type: none"> • SCHOLAR http://scholar.hw.ac.uk/ • www.maths180.com • https://www.national5maths.co.uk/free-national-5-maths-2/ • https://www.national5maths.co.uk/n5-lifeskills-maths/ • https://www.highermathematics.co.uk/ • https://www.advancedhighermaths.co.uk/free-ah-maths/ 	

S4-6 Modern Languages

Week commencing 25th January

French German Spanish	National 4 National 5	Please consult your Modern Languages Team for detailed instructions and resources issued via assignments each week and Linguascope/Quizlet/BBC Bitesize and SCHOLAR for supplementary vocabulary and grammar activities. Please refer to information issued via your TEAMS for any online lessons/support. Live lesson – N5 French Mr Méthivier - Friday @ 1pm weekly Live Lesson – N5 French Miss Morris – Thursday @ 9am weekly Live Lesson – N5 German Mrs McSeveney – Thursday @10am weekly
	Higher	Please consult your Modern Languages Team for detailed instructions and resources issued via assignments each week and Linguascope/Quizlet/BBC Bitesize and SCHOLAR for supplementary vocabulary and grammar activities. Please refer to information issued via your TEAMS for any online lessons/support. Live Lesson - French Mr Méthivier - Friday @ 2pm weekly Live Lesson - German Mrs Bream/Miss Morris - Thursday @ 12.30pm weekly
	Adv Higher	Please consult your Modern Languages Team for detailed instructions and resources issued via assignments each week and Linguascope/Quizlet/BBC Bitesize and SCHOLAR for supplementary vocabulary and grammar activities. Please refer to information issued via your TEAMS for any online lessons/support. Live Lesson - French Mr Méthivier - Thursday @ 12pm weekly Live Lesson - German Mrs Bream/Miss Morris – Thursday @12.30 pm weekly
Useful Links	<ul style="list-style-type: none"> • www.linguascope.com • www.quizlet.com • www.scholar.hw.ac.uk • https://www.bbc.co.uk/bitesize/subjects/z2mxsbk • http://www.bbc.co.uk/languages/spanish/mividaloca/ep01/ • @MfiMintlaw <div style="text-align: right; margin-top: 20px;">  </div>	

S4-6 Science

Week commencing 25th January

Biology	National 4 National 5	<p>Each week, your teacher will give you instructions on the week's work through Teams – Assignments and Teams - Posts. Tasks will include, using the presentations to fill in your class booklet, video clips, research, creative tasks, BBC Bitesize, Education Perfect, Scholar, SQA past paper questions.</p> <p>This week we will continue working through Topic 2: Multicellular Organisms, booklet 1. Please check the Topic 2 folder on your class Team for materials such as class booklets, presentations, video walk through and activities.</p> <p>Full instructions for this week's tasks can be found on Teams – Assignments. Please continue to use thumbs up when your teacher posts work so that we can see how and when you are engaging. Try your best to complete all tasks given by the deadline and use Teams/Glow e-mail to contact your teacher with any difficulties you are having.</p>
	Higher	<p>Each week, your teacher will give you instructions on the week's work through Teams – Assignments and Teams - Posts. Tasks will include, using the presentations to fill in your class booklet, video clips, research, creative tasks, BBC Bitesize, Scholar, Microsoft Forms, SQA past paper questions.</p> <p>This week we will continue with Metabolism and Survival, booklet 1. Please check the Metabolism and Survival folder on Teams for class booklets, presentations, video walk through and activities.</p> <p>This week's task is to study Key Area 1 - Metabolic pathways. Full instructions can be found on Teams – Assignments. Please continue to use thumbs up when your teacher posts work so that we can see how and when you are engaging. Try your best to complete all tasks given and use Teams/Glow e-mail to contact your teacher with any difficulties you are having.</p>
	Advanced Higher	<p>Each week, your teacher will give you instructions on the week's work through Teams – Assignments and Teams - Posts. Tasks will involve, using the presentations to fill in your class booklet, watching video clips, research, Scholar activities, SQA past papers.</p> <p>This week we will continue with Topic 2 Organisms and evolution, booklet 2. We will be moving on to Key Area 2.3 Variation and Sexual Reproduction. Please check the Topic 2 Channel on Teams for class booklets, presentations, video walk through and activities.</p> <p>This week's task is to study Key Area 2.3.a – Costs and benefits of reproduction. Full instructions can be found on Teams – Assignments. Please continue to use thumbs up when your teacher posts work so that we can see how and when you are engaging. Try your best to complete all tasks given and use Teams/Glow e-mail to contact your teacher with any difficulties you are having.</p>

Chemistry	National 4 National 5	<p>This week, we continue with our look at the second Organic Chemistry booklet – continuing our study of Carboxylic Acids. Check your class Teams page for specific instructions.</p> <p>Remember, at all times, you will be able to access digitised versions of class booklets, and any support documents such as PowerPoints, weblinks and other learning materials all from the class Teams page.</p> <p>Please use thumbs up when your teacher posts work so that we can see how and when you are engaging. Also, try your best to complete any tasks given and use Teams/Glow Email to contact your teacher with any difficulties you are having.</p>
	Higher	<p>Pupils should access instructions for this week through their class Teams page. All materials required; booklets, PowerPoints, audio files, quizzes etc. can be accessed through the Teams page. Please contact your class teacher if you experience any difficulties.</p>
	Advanced Higher	<p>This week, we will make a start to the second Organic booklet. As with the previous Home Learning period, for each piece of work assigned, there should be references in the booklet to websites/YouTube clips etc that will help you complete the work. I will also provide introductory/summarising videos to hopefully help the learning! As ever, though – please feel free to ask questions as we work through the booklet. Use the “Help” or “General” channel in Teams to post any questions you may have</p> <p>This week the focus will be on looking at “Reactions of Haloalkanes”.</p> <p>Remember to log-on to the Live Lesson on Tuesday – armed with questions!</p>
Physics	National 4 National 5	<p>This week’s work will continue with Dynamics looking at speed / time graphs. Using your notes, voice over videos and the Scholar website you will learn how to calculate acceleration, distance travelled and average speed all from a speed / time or velocity / time graph.</p> <p>There will be a MS Forms quiz as usual rounding off the week.</p> <p>Please acknowledge that you are starting tasks by posting in N5 Physics teams discussions and if you have any difficulties either post in the discussion or email your teacher directly.</p>

	<p>Higher</p>	<p>This week's work will look at electrical circuits and in particular voltage dividers. Work will then move on to look at batteries and the internal resistance of cells (batteries) and how they effect electrical circuits. Work will be posted in the Teams folder with appropriate videos and work to be completed from Scholar.</p> <p>Please acknowledge that you are starting tasks by posting in H Physics teams discussions and if you have any difficulties either post in the discussion or email me teacher directly.</p>
	<p>Advanced Higher</p>	<p>This week we will continue the electricity & magnetism unit. Each week there will be a video to watch and links to work on scholar to do and questions from the problems booklets. You should be trying the appropriate tutorial from you class booklet each week. There are the worked solutions available to help when you are unsure. While I know you will want to try and think things through for yourselves, don't stay stuck too long; post a wee message (and tag me) and I will post a wee video to explain.</p> <p>I will issue each week's work through assignments on a Monday for Friday but you should take time to plan when you are going to do the work through the week.</p> <p><i>Remember, any concerns just tag me in a comment and I'll help. If you choose to email Mr McIntosh through Glow perhaps tag Mr McIntosh in a comment on teams just to say you've sent him an email would be helpful.</i></p>
<p>Useful Links</p>	<ul style="list-style-type: none"> • https://scholar.hw.ac.uk/login • http://nat5biopl.edubuzz.org/ • https://www.evans2chemweb.co.uk/ username: mintlaw password: chemweb • https://mrmackenzie.co.uk/ • https://www.khanacademy.org/science • https://www.educationperfect.com/ • https://www.bbc.co.uk/bitesize • @MintlawSci 	

S4-6 Social Subjects

Week commencing 25th January

Geography	National 4 National 5	<p>Miss Owen's class will be looking at Rural Change in MEDC's. They will be looking at the different types of farming in the UK and the farming system, using the information provided. They will also be completing a past paper question on Environmental Hazards which will be posted on TEAMS on Tuesday.</p> <p>Mrs Lawson's Mrs Lawson's class will be starting to work on the Rural Change in MEDCs topic. They will be learning about the farming system, the different types of farming, and the physical and human factors that affect farming. They will be given information and areas to research to complete the tasks set.</p>
	Higher	<p>The class are working on the Biosphere unit this week and are looking on the conditions and processes which form Brown Earth and Gley Soils. They also have an edible soils extension task to complete. They will also be completing a timed question, which this week will be on Biosphere and will be posted on TEAMS on Monday.</p>
Travel & Tourism	National 5	<p>The class are continuing to work on The Greatest Hotel in the World project. This week they are looking at employability and creating job adverts for potential employees of the hotel.</p>
History	National 4 National 5	<p>National 4 pupils will be continuing their assessment task on the 'Free at Last' unit</p> <p>National 5 pupils. Mr Kelly's class - will be continuing to develop their skills by completing exam style questions and this week we are focussing on Migration and Empire. There will also be a live lesson to deliver feedback on the work they have completed so far.</p> <p>Mr Bennett's class - this week are to firstly to continue to revise for their History Exam using the revision materials which were issued before the Christmas Holidays, but also are to answer three exam questions from the Scottish Migration & Empire Unit. This is due for completion on Monday 1st February.</p>
	Higher	<p>The Higher pupils this week are firstly to continue to revise for their History Exam using the revision materials (checklist) which were issued before the Christmas Holidays, but also are to answer practice exam questions, which this week come from the Scottish Migration & Empire Unit and are 'How Fully' & 'Evaluate the usefulness' types of questions.</p>

Modern Studies	National 4 National 5	<p>National 4 pupils will work on their AVU. By next Thursday they should email their key research question and Aims to their teacher.</p> <p>National 5 pupils will focus on revision and exam skills. This week looking at Democracy in the UK. The focus will be on the structure of 8 mark KU questions and Decision Making Skills questions. Live help sessions will be available during the week. For specific class times look at your Teams page. Support can be found in the revision document, BBC Bitesize, Mr Marr and the SQA website.</p>
	Higher	The class will be working on Section 3 World Powers on the USA as a world power. This will involve looking at a PowerPoint, using a textbook/revision notes, answering questions, and doing a 12-mark essay. Additional material can be found on the BBC Bitesize website and the MR Marr YouTube channel.
	Advanced Higher	This week the class will start looking at the criminal justice system in Scotland. The focus this week will be on the different agencies that come together to form the criminal justice system. Pupils will also continue to work on their dissertations.
Politics	Higher	The class will be working on Lesson 2 (Part 1) – Short Term Voting Factors. This will involve doing questions 39 to 50 followed by an 8-mark comparison question. Additional material can be found in the revision guides.
Useful Links	<ul style="list-style-type: none"> • https://www.bbc.co.uk/bitesize • @mintlawsocsub • https://www.understandingstandards.org.uk/ 	

S4-6 Technology

Week commencing 25th January

Business Management	National 4 National 5	This week we will be consolidating learning from the People in Business topic by revising the topic, answering questions using the command words to structure your answers. In preparation for assessments we will look at 2 case studies and from these be able to answer the questions appropriately. All work to be submitted by the date assigned on Teams. Friday Submission.
	Higher	This week we will continue to work on the Management of Operations topics. Topic 18 Methods of Production and Topic 19 Quality. There will be quick questions, key Questions and Case studies around these topics. Remember to use the command words to structure your answers. All work to be submitted by the date assigned in Teams.
Administration	National 4 National 5	The week will be split into two areas- Theory and Practical The theory will be looking at features of presentations. The practical will be working on further exam style spreadsheet questions as well as introducing presentations using PowerPoint. All work to be printed to OneNote as per instruction in the assignment.
Engineering Skills for Work	National 5	Continuing work on the electronics and electrical unit submission on Tuesday for the Materials and Properties of electrical products and tools used in the electrical industry. – follow the online support and videos through teams to successfully complete the worksheets and tasks in preparation for completing the practical electronic task including soldering and wiring a lighting circuit when we get back to school. Live LESSON Tuesday 2pm and Friday Catch up 10.00am

Engineering Science	National 4 National 5	What are Emerging Technologies and Energy? Pitched at a Nat 5 level, in preparation for your assessments complete a series of past paper questions linking the content from the live lesson on Monday. LIVE LESSON Monday at 1.30pm, follow up LESSON Wednesday 9.30am. Lesson content will be looking at Emerging Technologies and Energy systems –Task Wednesday 12pm and Past Paper style Questions Mon 1 st Feb 9am.
	Higher	What are Emerging Technologies and Energy? Pitched at a more advanced level, in preparation for your assessments complete a series of past paper questions linking the content from the live lesson on Monday. LIVE LESSON Monday at 9.30am and follow up LESSON on WEDNESDAY 11.00am Lesson content will be looking at Emerging Technologies and Energy systems Submissions – Basic Task Wednesday 12pm and Past Paper style Questions Mon 1st 9am.
Graphic Communication	National 4 National 5	N5: This week will be split into shorter tasks. We will build our understanding of Construction Drawing Symbols and Construction Drawing Types. We will consolidate our knowledge of CAD features and symbols by creating flash cards to identify feature and describe what it is used for, finally, we will continue to build our sketching and rendering skills in this week’s final task. N4: Have been issued elements of the AVU tasks to complete.
	Higher	The week will be split into 3 shorter tasks. We will consolidate our learning on CAD Modelling and CAD Theory-based questions and we will look at the newer area of ‘Touchscreen Devices / Remote Working / International Boundaries’.
Woodwork	National 4 National 5	Pupils will continue with prep for assessment window revision will include joint and tool identification and a description of the sequence of operations.
Useful Links	<ul style="list-style-type: none"> • @Mintlawtech • http://www.technologystudent.com/ 	

S5/6 Wider Achievement

Week commencing 25th January

Film & Media: NPA	Work will be posted on the NPA Teams. Students can tune into a LIVE LESSON Friday at 11.30 am in the NPA Film and Media teams to chat about our plans to continue working on our NPA Film and Media award.
PC Passport: NPA	Higher and Advanced Higher subjects should take priority but if you have time continue to work through PC Passport Units on Word Processing and Excel. Booklets and further instructions can be found on Teams.
Year Book	Keep checking the Yearbook Teams page for any information relating to the completion of the Yearbook.

NESCOL School Link Courses

Week commencing 25th January

All courses	<p>It is important that you continue to complete work set by your lecturer through Blackboard and attend any live lessons. Please continue to check the school Team for any updates.</p> <p>Please note for week commencing 25th January</p> <ul style="list-style-type: none">• No School Links classes on Monday 25th January due to a College training day and Friday 29th January is a mid-term holiday.• Classes will still be running on Tuesday, Wednesday and Thursday next week.• Lecturers may still leave materials on Blackboard for pupils to work through on their own. <p>If you have any issues accessing work then you should contact your lecturer via Blackboard or email schools@nescol.ac.uk.</p>
-------------	--