


S1 - Work Instructions for Week Commencing 18th January

Important information about your learning

- **We recommend that you spend 3 hours a day on learning.** You can of course do more by completing optional tasks and 'Idea of the Day' available on the Covid section of the website.
- You are encouraged to make up a weekly learning schedule. Please see information on the website and the template which can be downloaded.
- Please contact your teacher through Teams. If you have any difficulty with this, please email the school.
- **Indicate that they are engaging with the learning on Teams by thumbing up your teachers posts.** 

Online learning protocols

- Pupils will have already signed 'An Acceptable Use of ICT Agreement' at the beginning of their school year and this agreement still stands in the virtual learning environment.
- **For pupils:**
 - Only use Glow email addresses for class communication.
 - Submit all assignments on time.
 - Show your engagement online by thumbing up communication posted by your teachers.
 - For any virtual lessons
 - Be punctual.
 - Do not record or take pictures of any part of a livestream / video-conference lesson.
 - Be prepared with materials and device charged.
 - Show respect for everyone and behave as you would be expected to in school.
 - Seek to contribute to the online classroom in a positive manner.
 - Ensure your location is appropriate, place your device so the camera does not show too much of your home (to protect your privacy).
 - Dress appropriately.
- **For parents:**
 - Take an interest in your child's work and the work left for him/her to complete in Microsoft Teams.
 - Help your child find the best place to work (if possible, not a bedroom).
 - Virtual lessons through Teams may be used in some subjects these should not be recorded.
 - Should you need to contact the school this should be done through the normal procedures by telephoning or emailing the school.

Support with online learning

- The following links provide useful information and videos to support with online learning and using Microsoft Teams
 - <https://youtu.be/E3LdeMTNajl>
 - <http://bit.ly/ShireDigitalSupport>
 - Pupil support videos are all posted on PSE Teams.

Creating a weekly learning schedule

- We recommend that you create a daily learning schedule to help structure your day.
- Try to break learning up into blocks of 40 to 50 minutes and then take a 10 to 15 minute break.
- The template below can be downloaded from the school website to create your own schedule [Weekly Subject Information \(mintlawacademy.aberdeenshire.sch.uk\)](http://mintlawacademy.aberdeenshire.sch.uk)

Learning at Home Schedule					
	Monday	Tuesday	Wednesday	Thursday	Friday
Morning					
Afternoon					
Daily exercise					

Example S1/2 - Learning at Home Schedule					
	Monday	Tuesday	Wednesday	Thursday	Friday
Morning	English	Social Subjects	Drama	Languages	Maths
	Art	Technology	Maths	Science	Home Economics
Afternoon	Maths	Music	English	Technology	English
	Science	Languages	PE	Social Subjects	Create a schedule for next week
Daily exercise	PE with Joe Wicks (YouTube)	Outdoor exercise	Dance with Darcey Bussell (Facebook)	PE with Joe Wicks (YouTube)	Outdoor exercise

S1 Additional Support for Learning

Week commencing 18th January

S1 ELS Maths (1D2 group & RW)

There will be an assignment in the 1D2 Maths team. It will go live on Monday at 1pm and is due on Thursday by 3pm. **Live Lesson details will be posted on the Team.** Please contact Mrs Verth through Glow email if you are having problems accessing the work

S1 ELS English (1D2 & 1M1)

There will be an assignment in the 1M1 & 1D2 English team for all of you. It will go live on Monday at 1pm and will be due in on Thursday by 3pm. **Live lesson details for both groups will be posted in the individual teams.**

Please contact Mrs Verth through Glow email if you are having problems accessing the work

Useful Links

See TEAMS or refer to your letter sent home

- [Teach your Monster to Read](#)
- [Nessy](#)
- [BBC Dance Mat Typing](#)
- [Door Way Online](#)
- [Active Literacy](#)
- [Help Kidz Learn](#)
- [Sumdog](#)
- [Tech and Learn](#)
- [Twitter - @Mintlaw_SandC](#)

S1 Creative Arts

Week commencing 18th January

Art

- Please see your Art team for the emoji design challenge. Pupils are to design a least 6 emoji's with different expressive. There are resources attached to the assignment to help you. Please use your homework jotter or if you don't have this a piece of paper is fine. Please take a picture of you work (making sure it is in focus) and upload it by January 25th

Music

- Please see you Music Team for all the information you need. This week S1 classes will be looking at texture and timbre.

Drama

- Please see your S1 Drama Team for the start of a new unit looking at conventions. You will be given a PowerPoint and then a short quiz on the different types of conventions.

Useful Links

- [BBC Bitesize](#)
- [National Theatre](#)
- Look out for the new Creative Arts Faculty twitter page – @MintlawCreative

S1 English

Week commencing 18th January

S1 had the week beginning the 11th to Friday the 15th to complete the writing of their Dramascripts that they started planning and writing in school (in some cases) prior to the Christmas Break. These will be submitted through **Teams Assignments by Friday 22nd**, and should be typed up ideally.

Beginning Monday 18th we will be posting work on the new S1 Unit – ‘Licked’ by Paul Jennings. **Learners should work through the Pre Reading PPT** – attempting the cryptogram puzzle and the questions about practical jokes, and hand in their work through the Assignments set for them.

Remember to ‘thumbs’ up your teacher’s post so we know you’ve seen them. Finally, please try to complete the weekly tasks – if you have any issues or concerns use the Teams page to contact your teacher.

Useful Links

- [BBC Bitesize](#)
- [@MintlawEnglish](#)
- <https://freerice.com/categories/english-vocabulary>

S1 Health & Wellbeing

Week commencing 18th January

PE

We want to encourage everyone to remain as active as possible while at home and be completing regular exercise.

For this week’s task pupils should:

- Access Teams to see a range of fitness resources and links.
- Pick one new workout to try that fits in with their timetable and resources.
- Fill out a short ‘form’ through the assignments to let us know what they tried and how they got on.

HE

- Pupils will continue with the unit of work Journey of Food. The topic for this week is Protein – The Chicken and the Egg. Pupils should access Teams for information. Pupils have the option of cooking eggs in different ways.
- Miss McDonald’s classes - Introduction – The Eatwell Guide. Pupils should access Teams for information.

Useful Links

- [@mintlaw_health](#)
- [The BodyCoach TV \(YouTube\)](#)
- foodafactoflife.org.uk

S1 Mathematics

Week commencing 18th January

- This week we are continuing with the Algebra Topic. **Pupils should have their own personal copy of the Note Booklet and Work Booklet for this topic.** The resources for this topic are available via GLOW and links to them will also be posted on your class TEAM
- More specific information will be issued to each class by their class teacher via TEAMS
- Pupils should indicate that they are engaging with their learning by acknowledging the posts from the teachers with the THUMBS up icon – we are using this to take a register for our classes
- Any pupil who completes the work set by their teacher can login to their SUMDOG account to complete further challenges.

Useful Links

- www.maths180.com

S1 Modern Languages

Week commencing 18th January

- We will continue to work on the new topic of “Le collège”. All S1 classes are working on the same topic and work as we complete online learning, so you are able to ask classmates and friends in other classes for help if you need it.
- Please consult your Modern Languages Team for detailed instructions and resources issued via assignments each week.
- Your work for the week will be issued on a Monday and you have the rest of the week to complete the activities.
- Each week there will be a range of tasks, some online, some offline etc and whilst we encourage you to complete all the activities assigned, we understand that this may not always be possible.
- You can also use Linguascope/Quizlet/BBC Bitesize and blooket.com for supplementary vocabulary and grammar activities.
- Your teachers are available to help if you need it via email, live chat or messages. @yourteacher or send them an email via GLOW.
- Pupils are asked to submit evidence of their completed work via assignments (turn in function). This can be completed worksheets or photos of completed work for example. Please note, you do not have to submit evidence of every activity set in assignment.

Useful Links

- www.linguascope.com
- www.quizlet.com
- www.blooket.com
- <https://www.bbc.co.uk/bitesize/subjects/z2mxsbk>
- [@MflMintlaw](#)

S1 Science

Week commencing 18th January

- Hello S1 Scientists!
- Having made initial contact last week, you should hopefully now be familiar with TEAMS. Hopefully you will also be familiar with accessing files, completing tasks, posting questions on chat and completing assignments.
- Should you need more support with this, please contact your teacher!
- As with last week, this week, your teacher will give you a task to do. That task might be to complete work from your booklet, do some research, complete a quiz or something else completely! In addition, your teacher might use the excellent resource "Education Perfect" for which we have been given special access.
- Whichever task you are given, the idea is that we try to work our way through the topics in a similar way we would if you were in school. We realise that you have a number of other subjects to complete and so your weekly task should not take too long!
- Classes will be on a different topic or at least at a different stage of a topic so each class's task will vary from week to week. Log on to your Science Teams page and see what you must do this week
- **Finally, please try to complete the weekly tasks – if you have any issues or concerns use the Teams page to contact your teacher.**

Useful Links

Remember, you may well be using the excellent resource <https://www.educationperfect.com/>.

It's a great resource and we have been particularly issuing it to pupils in S1/S2 and even some S3 and above. If you have been asked to go on it and are having trouble, just contact your teacher. However, for most...your username will be your GLOW E-MAIL ADDRESS, and your password will be your first name (all lower case).

Being able to use this website will allow us to keep on ticking over with the various topics in the S1/S2 course. Tasks are directed to you and involve, reading, watching video clips, filling in blanks, answering quiz questions.

We know that you have lots of other subjects to do as well, so the tasks should never take too long!

<https://www.bbc.co.uk/bitesize>

S1 Social Subjects

Week commencing 18th January

1B1 – Are continuing to work on the Living and Working in Scotland unit and will be looking at the natural advantages of settlements. They will also be creating their own ancient settlements, which must include: at least two natural advantages, buildings, an area suitable for farming and can be presented in a variety of ways including: a poster, PowerPoint or model.

1D1 –Are working on the 'Scottish Power' unit looking at task 8 - St Andrew, how he came to be the patron saint of Scotland and what does that mean for us today?

1D2 – Are continuing to work on the Living and Working in Scotland unit and will be looking at renewable energy in more detail and either creating a poster about two energy sources or creating their own renewable energy company. Both tasks will be looking at the use of renewable energy in Scotland.

Useful Links

<https://www.bbc.co.uk/bitesize>
<https://www.bbc.co.uk/newsround>
<https://www.historyforkids.net/>

1M1 – Are working on World Issues. Week 2 work will involve doing Tasks 10 and 11. This will involve doing the Task 10 questions and the Task 11 timeline.

1M2 – Are working on the 'Scottish Power' unit looking at *task 8* - St Andrew, how he came to be the patron saint of Scotland and what does that mean for us today?

1U1 – Are the “Living and Working in Scotland” unit. This week our focus will be on early Scots, specifically looking at Skara Brae in Orkney and what we can learn from it today.

1U2 – Are continuing to work on the World Issues topic. They will be looking at refugees, and learning about a Syrian refugee named Israa. They have to answer some questions based on the information given and clip to watch about Israa and her journey across Europe, and will make a Venn diagram based on a comparison of her life to theirs.

S1 Technology

Week commencing 18th January

Week 2 please select another 3 menu items to complete

Pupils will find the 'Faculty of Technologies Menu' in the assignments section of their class teams and should choose one starter, one main course and one pudding to complete each week.

Tasks have been designed to either revise topics covered last term or to introduce this terms work. The menu covers our various curriculum areas; Design & Technology, Business Studies and Computing. Support materials for each task can be found in the 'files' section of each team and a video guide is also available. Pupils can choose to complete their three tasks at any point during the school week but should hand in completed work by Friday lunchtime.

Keep an eye on our twitter feed @Mintlawtech as we share lots of brilliant pupil work each week!

Useful Links

- Useful websites will be embedded into teams
- <http://www.technologystudent.com/>

S1 TRUST

Week commencing 18th January

The Adventures of Biomimicry Man/Woman – (EVALUATE AND CREATE)

For many years, scientists and designers have looked to nature to help solve problems. For this task, you will become a superhero who copies aspects of nature to do good in the world. Let's face it, the world could do with a superhero just now!

Watch the clip at this link - https://ed.ted.com/on/DG2hidtU?theme_id=earth-school#watch on Thermal Mass (WARNING - Antman already exists!). Once you have watched this, click on 'Dig Deeper' on the right hand side and then watch videos 1 (What Is Biomimicry?) and 2 (Useful Technologies Inspired By Nature) that appear in the window on the left. Feel free to watch the remaining two videos but it is not necessary if you do not wish. Using the skills of EVALUATE and CREATE, imagine there is a Marvel superhero with a superpower based on some form of biomimicry. Research some living things that could be useful to mimic, imagine what the superpower would be and what positive purposes it could be used for? This can be done in the form of a poster and/or as two written paragraphs.

What I am looking for you to include:

- What is the original use of this power in nature?
- How can it be used by the superhero? I am happy for you to describe the backstory – how the superhero acquired these powers
- What purpose does the superhero use these powers for – must be for positive purposes

Children's University

Pupils who have signed up for Children's University can continue to collect credits for a range of activities. The following links will give ideas or activities that can gain you credits. Remember to keep evidence of any activities you complete and log these in your CU Passport and on Aspire.

- School CU Teams Page – pupils can contact Mr Donaldson through this page
- Aspire
- [Free activity sheets Children's University Scotland](#)
- [PowerPoint Presentation \(childrensuniversity.scot\)](#)
- [Idea of the Day \(mintlawacademy.aberdeenshire.sch.uk\)](#)




Not signed up for CU but interested in being involved?

- See <https://childrensuniversity.scot/> for more information
- Parents can sign up using this link <https://eu.jotform.com/CUScotland/Aberdeenshire>

S2 - Work Instructions for Week Commencing 18th January

Important information about your learning

- **We recommend that you spend 3 hours a day on learning.** You can of course do more by completing optional tasks and 'Idea of the Day' available on the Covid section of the website.
- You are encouraged to make up a weekly learning schedule. Please see information on the website and the template which can be downloaded.
- Please contact your teacher through Teams. If you have any difficulty with this, please email the school.
- **Indicate that they are engaging with the learning on Teams by thumbing up your teachers posts.** 

Online learning protocols

- Pupils will have already signed 'An Acceptable Use of ICT Agreement' at the beginning of their school year and this agreement still stands in the virtual learning environment.
- **For pupils:**
 - Only use Glow email addresses for class communication.
 - Submit all assignments on time.
 - Show your engagement online by thumbing up communication posted by your teachers.
 - For any virtual lessons
 - Be punctual.
 - Do not record or take pictures of any part of a livestream / video-conference lesson.
 - Be prepared with materials and device charged.
 - Show respect for everyone and behave as you would be expected to in school.
 - Seek to contribute to the online classroom in a positive manner.
 - Ensure your location is appropriate, place your device so the camera does not show too much of your home (to protect your privacy).
 - Dress appropriately.
- **For parents:**
 - Take an interest in your child's work and the work left for him/her to complete in Microsoft Teams.
 - Help your child find the best place to work (if possible, not a bedroom).
 - Virtual lessons through Teams may be used in some subjects these should not be recorded.
 - Should you need to contact the school this should be done through the normal procedures by telephoning or emailing the school.

Support with online learning

- The following links provide useful information and videos to support with online learning and using Microsoft Teams
 - <https://youtu.be/E3LdeMTNajl>
 - <http://bit.ly/ShireDigitalSupport>
 - Pupil support videos are all posted on PSE Teams.

Creating a weekly learning schedule

- We recommend that you create a daily learning schedule to help structure your day.
- Try to break learning up into blocks of 40 to 50 minutes and then take a 10 to 15 minute break.
- The template below can be downloaded from the school website to create your own schedule [Weekly Subject Information \(mintlawacademy.aberdeenshire.sch.uk\)](http://mintlawacademy.aberdeenshire.sch.uk)

Learning at Home Schedule					
	Monday	Tuesday	Wednesday	Thursday	Friday
Morning					
Afternoon					
Daily exercise					

Example S1/2 - Learning at Home Schedule					
	Monday	Tuesday	Wednesday	Thursday	Friday
Morning	English	Social Subjects	Drama	Languages	Maths
	Art	Technology	Maths	Science	Home Economics
Afternoon	Maths	Music	English	Technology	English
	Science	Languages	PE	Social Subjects	Create a schedule for next week
Daily exercise	PE with Joe Wicks (YouTube)	Outdoor exercise	Dance with Darcey Bussell (Facebook)	PE with Joe Wicks (YouTube)	Outdoor exercise

S2 Additional Support for Learning

Week commencing 18th January

S2 Maths (2-6 & 2-1)

There will be an assignment in the 2-6 Maths Team on Monday for all of you. Revising the topics we have already covered in Term 1 & 2. It will go live on Monday at 1pm and is due on Thursday by 3pm. Remember to access the notebook for notes to help you.

Please contact Mrs Verth through Glow email if you are having problems accessing the work.

S2 ELS English

Complete a Reading for Understanding assignment plus a Listening task.

All work will be posted on Monday. Please check your Teams for details and deadlines.

Useful Links

See TEAMS or refer to your letter sent home

- [Teach your Monster to Read](#)
- [Nessy](#)
- [BBC Dance Mat Typing](#)
- [Door Way Online](#)
- [Active Literacy](#)
- [Help Kidz Learn](#)
- [Sumdog](#)
- [Tech and Learn](#)
- [Twitter - @Mintlaw_SandC](#)

S2 Creative Arts

Week commencing 18th January

Art

- This is a project task and should take a couple of weeks to complete. Pupils will be looking at Hundertwasser. Please start by reading all the instructions on the assignment and look at the images and examples of Hundertwasser's work before you begin. Please use your homework jotter or if you don't have this a piece of paper is fine. Please take a picture of your work (making sure it is in focus) and upload it. All information is available on your Art Team.

Music

- Please see you Music Team for all the information you need. This week S2 classes will be looking at texture and timbre.

Drama

- Please see your S2 Drama Team for lessons on Theatre Arts. This week we will be looking at how sound can affect the mood and atmosphere of a drama. We will also be looking at sound terminology. Any questions please contact Miss Arbuthnott.

Useful Links

- [BBC Bitesize](#)
- [National Theatre](#)
- Look out for the new Creative Arts Faculty twitter page – @MintlawCreative

S2 English

Week commencing 18th January

S2 had the week beginning the 11th to Friday the 15th to complete the writing of their Dramascripts that they started planning and writing in school (in some cases) prior to the Christmas Break. These should be submitted through **Teams Assignments by Friday 22nd**, and should be typed up.

Beginning Monday 18th Core tasks:

1. Read about Roald Dahl and the background to “The Landlady”. Complete Forms multiple choice quiz.
2. Read through the structure of a short story. Complete Forms multiple choice quiz.
3. Using a dictionary or Google, find the definitions for all the “unfamiliar words” that will come up in the story. Write them down in your jotter.

Extension work:

Extension task can be found on final slide of Week 1 PPT. Task involves applying the structure of a short story to a story you know well.

Remember to ‘thumbs’ up your teacher’s post so we know you’ve seen them. Finally, please try to complete the weekly tasks – if you have any issues or concerns use the Teams page to contact your teacher.

Useful Links

- [BBC Bitesize](#)
- [@MintlawEnglish](#)
- <https://freerice.com/categories/english-vocabulary>

S2 Health & Wellbeing

Week commencing 18th January

PE

We want to encourage everyone to remain as active as possible while at home and be completing regular exercise.

For this week’s task pupils should:

- Access Teams to see a range of fitness resources and links.
- Pick one new workout to try that fits in with their timetable and resources.
- Fill out a short ‘form’ through the assignments to let us know what they tried and how they got on.

HE

- Pupils will continue with the unit of work Journey of Food. The topic for this week is Sustainable Farming. Pupils should access Teams for information.

Useful Links

- [@mintlaw_health](#)
- [The BodyCoach TV \(YouTube\)](#)
- foodafactoflife.org.uk

S2 Mathematics

Week commencing 18th January

- This week we are continuing with the Percentage Topic. **Pupils should have their own personal copy of the Note Booklet and Work Booklet for this topic.** The resources for this topic are available via GLOW and links to them will also be posted on your class TEAM
- More specific information will be issued to each class by their class teacher via TEAMS
- Pupils should indicate that they are engaging with their learning by acknowledging the posts from the teachers with the THUMBS up icon – we are using this to take a register for our classes

Useful Links

- www.maths180.com

S2 Modern Languages

Week commencing 18th January

- We will continue to work on our insert of taster German this term! Our topic is “Language Basics – colours”
- All S2 classes are working on the same topic and work as we complete online learning so you are able to ask classmates and friends in other classes for help if you need it.
- Please consult your Modern Languages Team for detailed instructions and resources issued via assignments each week.
- Your work for the week will be issued on a Monday and you have the rest of the week to complete the activities.
- Each week there will be a range of tasks, some online, some offline etc and whilst we encourage you to complete all the activities assigned, we understand that this may not always be possible.
- You can also use Linguascope/Quizlet/BBC Bitesize and blooket.com for supplementary vocabulary and grammar activities.
- Your teachers are available to help if you need it via email, live chat or messages. @yourteacher or send them an email via GLOW.
- Pupils are asked to submit evidence of their completed work via assignments (turn in function). This can be completed worksheets or photos of completed work for example. Please note, you do not have to submit evidence of every activity set in assignment.

Useful Links

- www.linguascope.com
- www.quizlet.com
- www.blooket.com
- <https://ukgermanconnection.org/>
- <https://www.bbc.co.uk/bitesize/subjects/z2mxsbk>
- [@MflMintlaw](#)

S2 Science

Week commencing 18th January

- Hello S2 Scientists! This week will see a continuation of the Home Learning tasks
- Your Science teacher will give you instructions on the week's work through Teams. Tasks could involve, watching video clips, quizzes, research, "Education Perfect" exercises etc, etc.
- **NOTE THAT IF AND WHEN YOU GET TO THE END OF EACH TOPIC, YOUR TEACHER MAY ISSUE YOU WITH A TEST/QUIZ WHICH YOU WILL COMPLETE USING MICROSOFT FORMS.** This will help your teacher to see how you are coping with the work covered.
- We know that you have lots of other subjects to do as well, so the tasks should never take too long!
- **Please use "thumbs up" (on Teams) when your teacher posts work so that we can see how and when you are engaging. Also, try your best to complete any tasks given and use Teams/Glow Email to contact your teacher with any difficulties you are having**

Useful Links

As part of your work/assignments, your teacher may direct you to the excellent website called <https://www.educationperfect.com/>.

You may have used this already. If you have any trouble accessing the site, please contact your teacher. However, for most of you...your username will be your GLOW E-MAIL ADDRESS, and your password will be your first name (all lower case).

Being able to use this website will allow us to keep on ticking over with the various topics in the S2 course. Tasks are directed to you and involve, reading, watching video clips, filling in blanks, answering quiz questions.

<https://www.bbc.co.uk/bitesize>

S2 Social Subjects

Week commencing 18th January

2.1 - Are working on the WW1 unit and are looking at 'The Home Front - role of women at home and using propaganda as a weapon.

2.2 - Will be completing an introduction to their new topic – Scotland in the Middle Ages. Pupils will be completing a timeline with key dates from the topic as well as looking at some of the key themes they will be learning about.

2.3 - The class will be continuing with the World War 1 unit. This week we will be looking Task 8 – Trench Design and Task 9 - Life in the Trench's and World War 1 Weapons. This will involve doing the Task 8 questions then note taking in the Task 9 tables.

2.4 - The class are starting a new topic on the Middle Ages. This week pupils will complete an introduction to the topic, look at the four kingdoms in Scotland and the Coming of Christianity to Scotland.

Useful Links

<https://www.bbc.co.uk/bitesize>

<https://www.natgeokids.com/uk/>

<https://www.nationalgeographic.org/encyclopedia/rain-forest/>

<https://www.bbc.co.uk/newsround>

<https://www.historyforkids.net/>

<https://kids.kiddle.co/Religion>

2.5 - The class are starting a new topic on the Middle Ages. This week pupils will complete an introduction to the topic, look at the four kingdoms in Scotland and the Coming of Christianity to Scotland.

2.6 – Are continuing to work on Young People and the Law. They will be learning about what life is like inside prison, with questions and activities based on the problems UK prisons face, access to rehabilitation and education for the prisoners and the food they get. There is also an extension task to create a diary entry linked to a programme they can watch of life in a Scottish prison.

S2 RMPS Classes - Pupils in all classes are working their way through the 'Morality and Relationships' unit where they will be looking at Gender Roles followed by Equality and Equity, this week we will focus on moral issues over equity and equality.

S2 Technology

Week commencing 18th January

Week 2 please select another 3 menu items to complete

Pupils will find the 'Faculty of Technologies Menu' in the assignments section of their class teams and should choose one starter, one main course and one pudding to complete each week.

Tasks have been designed to either revise topics covered last term or to introduce this terms work. The menu covers our various curriculum areas; Design & Technology, Business Studies and Computing. Support materials for each task can be found in the 'files' section of each team and a video guide is also available. Pupils can choose to complete their three tasks at any point during the school week but should hand in completed work by Friday lunchtime.

Keep an eye on our twitter feed @Mintlawtech as we share lots of brilliant pupil work each week!

Useful Links

- Useful websites will be embedded into teams
- <http://www.technologystudent.com/>

S2 TRUST

Week commencing 18th January

The Adventures of Biomimicry Man/Woman – (EVALUATE AND CREATE)

For many years, scientists and designers have looked to nature to help solve problems. For this task, you will become a superhero who copies aspects of nature to do good in the world. Let's face it, the world could do with a superhero just now!

Watch the clip at this link - https://ed.ted.com/on/DG2hidtU?theme_id=earth-school#watch on Thermal Mass (WARNING - Antman already exists!). Once you have watched this, click on 'Dig Deeper' on the right hand side and then watch videos 1 (What Is Biomimicry?) and 2 (Useful Technologies Inspired By Nature) that appear in the window on the left. Feel free to watch the remaining two videos but it is not necessary if you do not wish.

Using the skills of EVALUATE and CREATE, imagine there is a Marvel superhero with a superpower based on some form of biomimicry. Research some living things that could be useful to mimic, imagine what the superpower would be and what positive purposes it could be used for? This can be done in the form of a poster and/or as two written paragraphs.

What I am looking for you to include:

- What is the original use of this power in nature?
- How can it be used by the superhero? I am happy for you to describe the backstory – how the superhero acquired these powers
- What purpose does the superhero use these powers for – must be for positive purposes

Children's University

Pupils who have signed up for Children's University can continue to collect credits for a range of activities. The following links will give ideas or activities that can gain you credits. Remember to keep evidence of any activities you complete and log these in your CU Passport and on Aspire.

- School CU Teams Page – pupils can contact Mr Donaldson through this page
- Aspire
- [Free activity sheets Children's University Scotland](#)
- [PowerPoint Presentation \(childrensuniversity.scot\)](#)
- [Idea of the Day \(mintlawacademy.aberdeenshire.sch.uk\)](#)




Not signed up for CU but interested in being involved?

- See <https://childrensuniversity.scot/> for more information
- Parents can sign up using this link <https://eu.jotform.com/CUScotland/Aberdeenshire>

S3 - Work Instructions for Week Commencing 18th January

Important information about your learning

- **We recommend that you spend 3 hours a day on learning.** You can of course do more by completing optional tasks and 'Idea of the Day' available on the Covid section of the website.
- You are encouraged to make up a weekly learning schedule. Please see information on the website and the template which can be downloaded.
- Please contact your teacher through Teams. If you have any difficulty with this, please email the school.
- **Indicate that they are engaging with the learning on Teams by thumbing up your teachers posts.** 

Online learning protocols

- Pupils will have already signed 'An Acceptable Use of ICT Agreement' at the beginning of their school year and this agreement still stands in the virtual learning environment.
- **For pupils:**
 - Only use Glow email addresses for class communication.
 - Submit all assignments on time.
 - Show your engagement online by thumbing up communication posted by your teachers.
 - For any virtual lessons
 - Be punctual.
 - Do not record or take pictures of any part of a livestream / video-conference lesson.
 - Be prepared with materials and device charged.
 - Show respect for everyone and behave as you would be expected to in school.
 - Seek to contribute to the online classroom in a positive manner.
 - Ensure your location is appropriate, place your device so the camera does not show too much of your home (to protect your privacy).
 - Dress appropriately.
- **For parents:**
 - Take an interest in your child's work and the work left for him/her to complete in Microsoft Teams.
 - Help your child find the best place to work (if possible, not a bedroom).
 - Virtual lessons through Teams may be used in some subjects these should not be recorded.
 - Should you need to contact the school this should be done through the normal procedures by telephoning or emailing the school.

Support with online learning

- The following links provide useful information and videos to support with online learning and using Microsoft Teams
 - <https://youtu.be/E3LdeMTNajl>
 - <http://bit.ly/ShireDigitalSupport>
 - Pupil support videos are all posted on PSE Teams.

Creating a weekly learning schedule

- We recommend that you create a daily learning schedule to help structure your day.
- Try to break learning up into blocks of 40 to 50 minutes and then take a 10 to 15 minute break.
- The template below can be downloaded from the school website to create your own schedule [Weekly Subject Information \(mintlawacademy.aberdeenshire.sch.uk\)](http://mintlawacademy.aberdeenshire.sch.uk)

Learning at Home Schedule					
	Monday	Tuesday	Wednesday	Thursday	Friday
Morning					
Afternoon					
Daily exercise					

Example S1/2 - Learning at Home Schedule					
	Monday	Tuesday	Wednesday	Thursday	Friday
Morning	English	Social Subjects	Drama	Languages	Maths
	Art	Technology	Maths	Science	Home Economics
Afternoon	Maths	Music	English	Technology	English
	Science	Languages	PE	Social Subjects	Create a schedule for next week
Daily exercise	PE with Joe Wicks (YouTube)	Outdoor exercise	Dance with Darcey Bussell (Facebook)	PE with Joe Wicks (YouTube)	Outdoor exercise

S3 Additional Support for Learning

Week commencing 18th January

S3 ELS English

Complete all outstanding assignments plus preparation for an Individual Talk.
Please check your TEAMS for further details and deadlines from Mrs Donald. Work will be posted on Monday morning.

S3 ELS Maths

Symmetry work posted on TEAMS.

Useful Links

See TEAMS or refer to your letter sent home

- [Teach your Monster to Read](#)
- [Nessy](#)
- [BBC Dance Mat Typing](#)
- [Door Way Online](#)
- [Active Literacy](#)
- [Help Kidz Learn](#)
- [Sumdog](#)
- [Tech and Learn](#)
- [Twitter - @Mintlaw_SandC](#)

S3 Creative Arts

Week commencing 18th January

Art

- Pupils will complete a “Hands Up!” task. Please see your team for all the information required. Start by looking at the images attached to the assignment for inspiration. Please take a picture of your work (making sure it is in focus) and upload it by January 28th

Music

- Please see your S3 Music Team for more listening activities from Mr Gale. There will a forms quiz about this too.

Drama

- Please see your S3 Drama Team for more information. Miss Molver will issue another revision task looking back at Melodrama. We rehearsed and performed melodramas last term and these revision questions will help to remind you of all the elements of a melodrama.

Useful Links

- [BBC Bitesize](#)
- [National Theatre](#)
- Look out for the new Creative Arts Faculty twitter page – @MintlawCreative

S3 English

Week commencing 18th January

S3 had the week beginning the 11th to Friday the 15th to complete the writing of their Dramascripts that they started planning and writing in school (in some cases) prior to the Christmas Break. These will be submitted through **Teams Assignments by Friday 22nd**, and should be typed up.

Beginning Tuesday 19th, we will be assigning work from our new S3 Carol Ann Duffy Unit on 'The Way My Mother Speaks'.

Core Tasks: Learners should access the powerpoint '**TWMMS -Pre Reading**' and take notes : complete the Forms Quiz issued through their Assignments for **Monday 25th**.

Extension Tasks:

- Pupils should watch the Learning Cauldron Video on "The Way My Mother Speaks" at <https://www.youtube.com/watch?v=MI92r2yx4N4>.
- **Other extension tasks** will be made available for pupils who require it – pupils should check their individual teams.

Useful Links

- [BBC Bitesize](#)
- SQA
- Twitter #RUAЕ
- [@MintlawEnglish](#)
- <https://freerice.com/categories/english-vocabulary>

S3 Health & Wellbeing

Week commencing 18th January

PE

S3 Core PE and HWB Period (all)

- Pupils should access the '**S3 Health and Wellbeing**' Teams page for instructions and resources. The task will involve completing and recording physical activity weekly on 'Class Notebook'. This should amount to 50 minutes but pupils are encouraged to do more physical activity throughout the week if possible.

PE S3 Elective (those who have chosen PE as a subject choice)

Pupils should refer to their own class teams for information about the work.

- **Miss Coleman's Class:** Forms Assignment set on Teams about 'Monitoring and Feedback'.
- **Mr Robertson's Class:** Check teams for the assigned work on 'Collecting Data for the Emotional Factor'.
- **Miss Wilson's Class:** Check class teams for assigned work on the 'Impact of the Social Factor on Performance'
- **Mr Laird's Class:** Check class teams for assigned work on the 'Impact of the Social Factor on Performance'

HE

- Mrs Adam and Mrs McGillivray's classes will be completing Activity 3.
- Miss MacDonald's class will be continuing with the project task they are working on.

Useful Links

- [@mintlaw_health](#)
- [The BodyCoach TV \(YouTube\)](#)
- foodafactoflife.org.uk

S3 Mathematics

Week commencing 18th January

- This week the classes are working on the preparation tasks for the Numeracy Assessments. 3A1 (AH) and 3B1 (DF) are continuing with the work for Level 5 Numeracy. 3A2 (DS), 3A3 (AW), 3B2 (DS) and 3B3 (AH) are consolidating the work already carried out for Level 4 Numeracy. 3A4 (DF) will be moving on to the Level 3 Shape, Space and Measure Unit. **The resources for this topic are available via GLOW and links to them will also be posted on your class TEAM**
- More specific information will be issued to each class by their class teacher via TEAMS
- Pupils should indicate that they are engaging with their learning by acknowledging the posts from the teachers with the THUMBS up icon – we are using this to take a register for our classes.

Useful Links

- www.maths180.com

S3 Modern Languages

Week commencing 18th January

S3 French - Planning a trip/ Les Voyages

S3 German – School

S3 LFL – Planning a trip (French)

- All S3 Language classes are working on the same topic and work as we complete online learning so you are able to ask classmates and friends in other classes for digital help if you need it.
- Please consult your Modern Languages Team for detailed instructions and resources issued via assignments each week.
- Your work for the week will be issued on a Monday and you have the rest of the week to complete the activities.
- Each week there will be a range of tasks, some online, some offline etc and whilst we encourage you to complete all the activities assigned, we understand that this may not always be possible.
- You can also use Linguascope/Quizlet/BBC Bitesize and blookey.com for supplementary vocabulary and grammar activities.
- Your teachers are available to help if you need it via email, live chat or messages. @yourteacher or send them an email via GLOW.
- Pupils are asked to submit evidence of their completed work via assignments (turn in function). This can be completed worksheets or photos of completed work for example. Please note, you do not have to submit evidence of every activity set in assignment.

Useful Links

- www.linguascope.com
- www.quizlet.com
- www.blooket.com
- www.kahoot.com
- <https://www.bbc.co.uk/bitesize/subjects/z2mxsbk>
- <https://ukgermanconnection.org/>
- [@MflMintlaw](#)

S3 Science

Week commencing 18th January

- A very warm welcome to all S3 Connexion, Biologists, Chemists and Physicists! The focus of this week will be continuing to work through your topics as instructed by your teacher on Teams.
- **We want you to get the most out of your online learning, so we encourage you to let us know how you are getting on, by reacting and commenting on teams posts, or by emailing your teacher on Glow. We know you will want to try and think things through for yourselves, don't stay stuck too long; post a message (and tag your teacher) when you are "stuck" and we will help you out. If you want to ask something quietly then use your teacher's email. Perhaps a wee tag in a comment on teams would be helpful just to say you've emailed.**

S3 Connexions Class:

- This week, we will continue to look at body systems. Work will be posted in the Teams files page with directions to websites from there.

S3 Biology Classes.

- Each week, your teacher will give you instructions on the week's work through Teams – Assignments and Teams - Posts. These tasks will include a mix of video clips, research, creative tasks, BBC Bitesize, Scholar, Microsoft Forms, Education Perfect and using presentations to fill in your booklet. Keep an eye out for tasks deadlines. This week's tasks may cover concepts from Topic 4 Genetics and Biotechnology, or Topic 5 Biodiversity. Full instructions can be found on Teams – Assignments and Teams-Posts. Any resources required for these activities, such as class booklets, presentations, videos and further information can be found in Teams - Files.

S3 Chemistry Classes.

- Each week, your chemistry teacher will give you instructions on the week's work through Teams. Tasks will involve completing your Topic 4 booklets by using the following activities; watching video clips, quizzes, research, Education Perfect exercises, etc. This week we will be looking at Fractional Distillation of crude oil on pages 14 and 15 of your Topic 4 booklet.

S3 Physics Classes.

- This week we will continue with the waves unit looking at wave speed. There is a video recap of last week's work and a booklet filled in as far as you should be. You should use these to check your work from last week. There is video explaining the work for this week to watch and where appropriate links to work on websites, e.g. bbc bitesize, clickview, scholar (use your full glow login for to scholar and clickview). You should use these to complete the notes and questions in your booklets. You will have questions to complete and these should be done in your jotter. Your teacher may ask you to upload work via assignments or into onenote. Remember, there is the help and chat channel you can use. If you see something you know about free to chip in if you can help. Be supportive to each other, we are all working together on this and often helping someone else out can clear things in your own head. Each week's work will be issued through assignments on a Monday for Friday but you should take time to plan when you are going to do the work through the week.

Useful Links

- <https://www.educationperfect.com/>
- <https://www.bbc.co.uk/bitesize>
- <http://nat5biopl.edubuzz.org/>
- <https://www.evans2chemweb.co.uk/>
username: mintlaw password: chemweb
- <https://mrmackenzie.co.uk/>
- <https://www.khanacademy.org/science>
- <https://www.educationperfect.com/>
- <https://www.bbc.co.uk/bitesize>

S3 Social Subjects

Week commencing 18th January

Geography

- **Miss Owen's Class (3H)** - Miss Owen's class are continuing to work on their Environmental Hazards unit and will be learning about earthquakes. They are looking at the features, causes and effects of earthquakes and completing the tasks. There is also a video extension task to complete.
- **Mrs Lawson's class (3E)**. - Mrs Lawson's class are continuing to work on the Environmental Hazards topic, learning specifically about their Case Study of an Earthquake – which happened in Japan 2011. They are to carry out research, watch a documentary and use the resources given to create a foldable, Sway or Factfile based on the earthquake, the causes, impact on people and the landscape, and the relief effort.

History

- **3E & 3F History** - Both classes are starting a new unit entitled Free at Last. Pupils this week are working on an introduction to the course.

Modern Studies

- **3G (Mr Merson) and 3D (Mr Birnie)** Both classes will study the methods used by terrorists and evaluate the success of these methods in forwarding the cause of the terrorist. An extension video will be posted on TEAMS.

RMPS

- **S3 RMPS Classes** - Pupils in all classes are working their way through the 'Morality of Crime and Punishment' unit where they will be looking at Crimes and punishments in the UK as well as around the world and the morality of the punishments.

Useful Links

<https://www.bbc.co.uk/bitesize>
<https://www.natgeokids.com/uk/>
<https://www.bbc.co.uk/newsround>
<https://www.historyforkids.net/>
<https://kids.kiddle.co/Religion>

S3 Technology

Week commencing 10th June

Energy Girls

- **Live Lesson will be held on Thursday from 10:45** with the lecturer Morag Watt, Monday the class will look at Employability & Careers. Thursday will be a LIVE LESSON where Morag will continue to look at the next unit which is a wind turbine

Design Technology

- In the workshop you have been working with metal and you will now complete a series of metal work theory tasks over the coming weeks. A second activity this week will look at the role of a welder and the employability skills required in the job.

Engineering Technology

- Forms questions introducing electricity and circuits. Video and power point guide on how an electrical circuit works and how it is labelled to BSI.

Business

- This week you are to continue with The Inspiring Digital Enterprise Award, known as iDEA Award. We are working on the Bronze Level – Entrepreneur Tasks.
- Through our series of online challenges, you can win career-enhancing badges, unlock new opportunities and, ultimately, gain industry-recognised Awards that help you stand out from the crowd.
- Use the information on the team to complete the award submitting the work as per Teams instructions.


Computing

- **Relational Databases.**
Pupils are going to start a unit looking at creating a relational database
- The first week will involve three short tasks, equivalent to one per period you would have computing. Task 1 and 2 go live on Monday, task 3 goes live on Wednesday.
- Task 1 will relate to identifying sources of information
- Task 2 will involve creating some real-world information
- Task 3 will include watching a video and researching and identifying early information systems

Useful Links

- <http://www.technologystudent.com/>
- <https://idea.org.uk/>
- [GetaGrip Graphics](#)

Important information about your learning

- **We recommend that you spend 4 hours a day on learning.** You can of course do more by completing optional tasks.
- You are encouraged to make up a weekly learning schedule. Please see information on the website and the template which can be downloaded.
- Please contact your teacher through Teams. If you have any difficulty with this, please email the school.
- **Indicate that they are engaging with the learning on Teams by thumbing up your teachers posts.** 

Online learning protocols

- Pupils will have already signed 'An Acceptable Use of ICT Agreement' at the beginning of their school year and this agreement still stands in the virtual learning environment.
- **For pupils:**
 - Only use Glow email addresses for class communication.
 - Submit all assignments on time.
 - Show your engagement online by thumbing up communication posted by your teachers.
 - For any virtual lessons
 - Be punctual.
 - Do not record or take pictures of any part of a livestream / video-conference lesson.
 - Be prepared with materials and device charged.
 - Show respect for everyone and behave as you would be expected to in school.
 - Seek to contribute to the online classroom in a positive manner.
 - Ensure your location is appropriate, place your device so the camera does not show too much of your home (to protect your privacy).
 - Dress appropriately.
- **For parents:**
 - Take an interest in your child's work and the work left for him/her to complete in Microsoft Teams.
 - Help your child find the best place to work (if possible, not a bedroom).
 - Virtual lessons through Teams may be used in some subjects these should not be recorded.
 - Should you need to contact the school this should be done through the normal procedures by telephoning or emailing the school.

Support with online learning

- The following links provide useful information and videos to support with online learning and using Microsoft Teams
 - <https://youtu.be/E3LdeMTNajl>
 - <http://bit.ly/ShireDigitalSupport>
 - Pupil support videos are all posted on PSE Teams.

Creating a weekly learning schedule

- We recommend that you create a daily learning schedule to help structure your day.
- Try to break learning up into blocks of 40 to 50 minutes and then take a 10 to 15 minute break.
- The template below can be downloaded from the school website to create your own schedule [Weekly Subject Information \(mintlawacademy.aberdeenshire.sch.uk\)](http://mintlawacademy.aberdeenshire.sch.uk)

Learning at Home Schedule					
	Monday	Tuesday	Wednesday	Thursday	Friday
Morning					
Afternoon					
Daily exercise					

Example S1/2 - Learning at Home Schedule					
	Monday	Tuesday	Wednesday	Thursday	Friday
Morning	English	Social Subjects	Drama	Languages	Maths
	Art	Technology	Maths	Science	Home Economics
Afternoon	Maths	Music	English	Technology	English
	Science	Languages	PE	Social Subjects	Create a schedule for next week
Daily exercise	PE with Joe Wicks (YouTube)	Outdoor exercise	Dance with Darcey Bussell (Facebook)	PE with Joe Wicks (YouTube)	Outdoor exercise

S4-6 Additional Support for Learning

Week commencing 18th January

S4 ELS English	To complete a Listening task plus a follow up Writing task. All work will be posted on Monday. Please check your Teams for details and deadlines. Mrs Donald.	
S4 ELS Maths	Find the best buy- work posted on TEAMS. Mrs Bain.	
S4 Individual Maths	Numeracy and Data- work posted on TEAMS, resources on laptop. Mrs Bain.	
S4 Employability	(Mrs Richards Group) Writing a CV continued. Part 2 of the template and instructions will be emailed to you individually	
Personal Finance	<p>We are starting a new booklet called 'Your Money Matters' and for the next few weeks we will be concentrating on savings.</p> <ol style="list-style-type: none"> 1) Access Your Money Matters 1 on Teams-Files. 2) Read through information on page 12 and 13. 3) Complete yellow discussion points on page 12. 4) Complete activity questions on page 13 and questions 1-4 on page 13. 5) Put all answers on a word document called Money Matters 1 and upload to assignments in Teams. <p>Any problems please email Mrs McKeown through Glow. Deadline for work 22/1/21</p>	
Employability Skills	<p>Access booklet 'The Interview'. This is posted on files on Teams to download and was emailed to you too. Complete pages 10-13</p> <ol style="list-style-type: none"> 1) Complete task on page 10 using the information on page 9 to help you. You could also use your PowerPoint from last week to help too and ask family what they do to prepare for an interview. 2) Read the information on page 11 and 12. 3) Complete activity 1 on page 13 by filling in the table. 4) Take a photo/screenshot of page 10 and 13 when it is completed and email to me to view. 5) For activity 2 please post two open questions on the Employability Team and attempt to answer two from another pupil in the class in the reply box. <p>Any problems please email Mrs McKeown through Glow. Deadline for work 22/1/21</p>	
Useful Links	<ul style="list-style-type: none"> • Teach your Monster to Read • Nessy • BBC Dance Mat Typing • Door Way Online 	<ul style="list-style-type: none"> • Active Literacy • Help Kidz Learn • Sumdog • Tech and Learn • Twitter - @Mintlaw_SandC

S4-6 Creative Arts

Week commencing 18th January

Art	National 5	National 4 and 5 pupils will be consolidating their notes and completing question paper preparation. The deadline for these answers is January 20 th . Please see your Art team for more information.
	Higher	After the deadline last Friday more written work will be issued please see you Art team for specific instructions.
	Adv Higher	Pupils will be continuing with their contextualising essay. Please see your team for further instructions.
Photography	Higher	Pupils will be continuing with ongoing individual project work and exam preparation - see Teams for specific information from Mrs Miller. There are very clear instructions under the files tab on your team.
Music	National 5 Higher	Mr Gale will continue to take you through the Scottish Unit and there will be a test on this next week. Mrs Smith will start looking at key signatures and scales. Please see your Music team for more information.
Drama	National 5	National 4 – Miss Hanlon will assign individual tasks via teams National 5 – Please see the PowerPoint and complete the quiz on the new elements of the National 5 written paper. All available on Teams. Any issues please contact Miss Arbuthnott.
	Higher	Please see your Higher Drama Team for a full past paper and a powerpoint video that will guide you through each section. The due date for all three essays will be Wednesday 27 th January. Please continue to learn all your lines for your performance pieces. Any questions please email Miss Arbuthnott. There will be a live drop in sessions where Miss Arbuthnott will take you through the past paper and answer any questions – 12.30pm Tuesday.
	Adv Higher	Please see your Advanced Higher Drama Team. Please continue to learn your lines for both your interactive and monologue piece. Continue to email Miss Molver any sections of your assignment. There will be another live lesson on Monday at 11am to go over the monologues. Miss Arbuthnott will also attend.
Useful Links	<ul style="list-style-type: none"> • BBC Bitesize • National Theatre • New Creative Arts Faculty Twitter page- @MintlawCreative 	

S4-6 English

Week commencing 18th January

English	National 4	<p>4E3 with Miss Wappler and Miss Bell should access their class teams for work on the Added Value Unit, started on Monday 11th. They will hold a LIVE LESSON on Tuesday 19th at 10.45am for 30 minutes on the AVU with students, answering questions about the work. Work will be assigned during the live lesson on Tues 19th.</p> <p>4D3 with Mrs Fowlie and Mr Closs should access their class teams for work on the Added Value Unit, started on Monday 11th. They will hold a LIVE LESSON on Thursday 21st at 11.00am for 30 minutes on the AVU with students, answering questions about the work. Work and resources will be posted on Monday 18th.</p>
	National 5	<p>The National 5 Cohort (all 4 classes) should join and access the National 5 2020/2021 team, (joining code is sge9qq6) as well as their individual class team. In the National 5 2020/21 ('big' team with all classes) Mrs Pye, Mr Closs and Miss Wappler will deliver 2 half hour LIVE LESSONS this week, as stated below.</p> <p>Tuesday 19th Jan at 1.30pm - RUAE Live Lesson: Tuesday's Live Lesson will look at the RUAE task from last week. We will be modelling good answers and discussing why certain answers are not as strong, focusing on the common errors we see coming up frequently in assessment. Core Task: Mini RUAE paper to be issued by class teacher on the individual teams. Extension work: Scholar 3.1, 3.2 and 3.4.</p> <p>Thursday 21st Jan at 12.30 pm - MacCaig Live Lesson: Thursday's Live Lesson will look at the MacCaig task from last week. We will be modelling good answers and discussing why certain answers are not as strong, focusing on the common errors we see coming up frequently in assessment. Core Task: Multiple-Choice Form dealing with all 6 poems to be issued by class teacher on the individual teams. Extension work: Revise the poems by watching 'The Learning Cauldron' How to Analyse Poetry – Norman MacCaig videos on Youtube focused on Aunt Julia and Basking Shark.</p> <p>Other/Extension Work: Essay text tasks may be assigned by individual class teachers.</p>
	Higher	<p>The Higher Cohort (all 4 classes) should access the Higher 2020/21 team, as well as their individual class team. In the Higher 2020/21 ('big' team with all classes) Mrs McCluskey and Miss Bell will deliver 2 LIVE LESSONS this week, as stated below.</p> <ol style="list-style-type: none"> 1. Tuesday 19th January 3.50pm to 4.20pm: Whole-cohort RUAE live lesson + RUAE 'Longer task' on Imagery assigned (due for Monday 25th) 2. Thursday 21st January 3-3.30pm: Whole-cohort MacCaig live lesson + 'Starter for 5 & 'Big Question' on MacCaig assigned (due for Wednesday 27th Jan) <p>Other/Extension Work: Essay text tasks may be assigned by individual class teachers. There are also Extension tasks clearly labelled in each Week's PPTs using SCHOLAR and 'The Learning Cauldron' How to Analyse Poetry – Norman MacCaig videos on Youtube. (Students should ask teachers for SCHOLAR log in details if they do not know them.)</p>

	Adv Higher	<p>The Advanced Highers have 2 LIVE LESSONS this week with Mr Holding and Mrs Fowlie during their normal class time, on the following sections of the AH English Course.</p> <ul style="list-style-type: none"> • LIVE LESSON Wednesday 20/1 10AM : Textual Analysis Focus: Group Discussion of Poem 1/Poem 2 handed out • LIVE LESSON Thursday 21/1 2.10PM Textual Analysis Focus: Group Discussion of Poem 2 <p>Any additional questions should be directed to Mr Holding and Mrs Fowlie using the Advanced Higher Team.</p>
Media	National 5	<p>The National 5 Media class should make sure they have completely finished their PSA and uploaded it to Teams.</p> <ol style="list-style-type: none"> 1. LIVE CHAT/LESSON on Monday 18th at 2.30-3pm – Discussing Assignments Section 2 and Film Poster Task. 2. Beginning the 18th of Jan, Students have a Poster Analysis Tasks powerpoint assigned to them. They should watch the texts mentioned in the file and complete the tasks on the powerpoint file itself for Friday 29th of January. 3. For the 22nd of January, students should have completed Section 2a of their Assignment.
	NPA Film & Media	<p>Work will be posted on the NPA Teams. Students can tune into a LIVE LESSON Friday at 11.30 am in the NPA Film and Media teams to chat about our plans to continue working on our NPA Film and Media award.</p> <p>Students will be issued a Shot Recreation Task to work on.</p>
	Higher	<p>The Higher class have an additional week to continue filming and editing their PSA for their Higher Media Assignment. Films will be due 22nd of January, for feedback. They should be handed in through Teams Assignments.</p> <p>Recognising that some may need to drastically change their PSA film, Mrs Pye and Mrs McCluskey will be LIVE MEETING ON TEAMS at Monday 18th January from 1.30-2pm for a face-to-face to discuss any changes, help, give advice or just chat about our way forward.</p>
Useful Links	<ul style="list-style-type: none"> • BBC Bitesize • SQA • The Learning Cauldron on YouTube • SCHOLAR • Twitter #RUAE • @MintlawEnglish 	

S4-6 Health & Wellbeing

Week commencing 18th January

PE	National 5	<p>Pupils should refer to their own class teams for more information about the work.</p> <p><u>Miss Coleman's Class</u> Theory: 'Forms' Assignment set on Teams requiring pupils to complete a self-assessment about the performance criteria for the One-Off Practical Performances. Practical: CRE training to maintain fitness for one-off performance – minimum of 20 minutes each day</p> <p><u>Mr Robertson's Class</u> Check teams to see the assigned work on 'Section 1 of the Portfolio – Emotional and Social Factors'.</p> <p><u>Miss Anderson's Class</u> Theory: Complete a Powerpoint Assignment linked to the 'Class Notebook' on Teams about how 'Social Factors Impact on Performance' Practical: Log their physical activity in their 'Class Notebook' on Teams.</p>
	Higher	<p>Theory: Pupils should access Teams to see the Practice Exam questions set for this week and then submit work through the assignments tab by Friday. Pupils should also look at feedback from last weeks work which will be returned over the course of the week. Practical: Pupils should be aiming to maintain fitness levels as best as possible while at home by completing regular physical activity.</p>
Sports Development	NPA	<p>This week should be used to prepare and practice the presenting side of the assessment. Pupils should prepare scripts and information to say along side their slides to ensure the information is put across clearly, confidently and in enough detail. Pupils should also look out for feedback from last week in case they still need to add content to their slides.</p>
Dance	National 5	<p>More information about this week's work will be found on teams but the tasks include:</p> <ul style="list-style-type: none"> • Continue to develop their choreography taking into account the feedback on their development plan. • Complete q1 of the choreography review • Look at the introduction to section 3 of the written paper
	Higher	<p>Higher Dance will have 3 tasks this week and should check teams for help with them all:</p> <ul style="list-style-type: none"> • Continue with developing their choreography taking note of last weeks feedback on their development plan. • Complete the first part of Q1A of the choreography review. • Look at the introduction to section 2 of the written paper.

Heath & Food Technology	National 5	Pupils to complete part 1a of their assignments. Details available in Teams. A weekly past paper question will also be posted for completion. There will be a Teams Call at 11am on Thursday , this will be a weekly occurrence.
	Higher	Pupils will begin their assignment research – Investigation 1 – Aims and Technique to be agreed with teacher before beginning the research. A PowerPoint will be posted in Teams with further explanation. Pupils to mark 2016 Past Paper using the answer scheme provided. 2017 Past Paper questions are also available in Teams for completion.
Cake Craft	National 5	Pupils will be continuing doing research and revision activities
Practical Cookery	National 4	N4 pupils have written questions to complete – these will be set as an assignment in Teams. Practical Task – Teacake Challenge. All written parts of the Understanding and Using Ingredients Assessment should be completed this week and sent to your teacher for marking. If possible, pupils should make the Crumble and take 3 photos – before cooking, during cooking and the completed decorated dish – these should be uploaded to Class Notebook or emailed to their teacher. Next week’s practical task will be Sweet Potato and Lentil Soup – ingredient list will be available in Teams to allow for forward planning.
	National 5	N5 pupils have written questions to answer – these will be set as an assignment in Teams. Practical Task – Teacake Challenge. Assignment – we will begin our practice assignment this week– pupils should view the PowerPoint in Teams. Next week’s practical task will Carrot and Sweet Potato Soup with croutons – ingredient list available in Teams to allow for forward planning.
Useful Links	<ul style="list-style-type: none"> • @mintlaw_health • The BodyCoach TV (YouTube) 	

S4-6 Mathematics

Week commencing 18th January

Maths	National 4	<p>4E3 (Mr Forbes/Mrs Gruer) and 4D4 (Ms Wright)</p> <p>These classes are continuing to work through the National 4 course. Individuals will know which topic they are currently working on.</p> <p>Pupils have their own personal copies of the resources required for this work. Completed versions of the National 4 Course Notes are available via GLOW and a link to them will also be posted on your class TEAM</p> <p>More specific information will be issued to each class by their class teacher via Teams Pupils should indicate that they are engaging with their learning by acknowledging the posts from the teachers with the THUMBS up icon – we are using this to take a register for our classes</p>
	National 5	<p><u>S4/5/6</u> 4D1 (Mr Forbes), 4D2 (Mrs Gruer and Ms Ferguson), 4E1 (Mrs Hynd) and 4E2 (Ms Ferguson and Ms Wright). Senior Pupils within 4D2 and 4E2. Class Teams have already been actively used throughout the session for these classes.</p> <p>The classes are currently working from the Applications Unit and will be working on Working with Percentages, Comparing data sets using Statistics and/or Working with Fractions depending on where they were prior to the Christmas break. If they have completed this, they will be moving back to the Relationships Unit and will be working on Similarity</p> <p>Pupils have their own personal copies of the resources required for this work. Completed versions of the Applications and Relationships Note booklets are available via GLOW and a link to them will also be posted on your class TEAM</p> <p>More specific information will be issued to each class by their class teacher via Teams Pupils should indicate that they are engaging with their learning by acknowledging the posts from the teachers with the THUMBS up icon – we are using this to take a register for our classes</p>
	Higher	<p>MAHIA1 - Ms Ferguson and MAHIB1 - Mr Forbes. Class Teams have already been actively used throughout the session for these classes.</p> <p>This week these classes will be continuing with the topic Applying Trigonometric Skills to Solve Equ. from Unit 2.</p> <p>Pupils have their own personal copies of the resources required for this work. A completed version of the Applying Trigonometric Skills to Solve Equations booklet is available via GLOW and a link to them will also be posted on your class TEAM.</p> <p>More specific information will be issued to each class by their class teacher via Teams Pupils should indicate that they are engaging with their learning by acknowledging the posts from the teachers with the THUMBS up icon – we are using this to take a register for our classes</p>

<p>Maths</p>	<p>Adv Higher</p>	<p>MAAHIB1 - Ms Ferguson – A Class Team has already been actively used throughout the session for this class.</p> <p>This week the class will be continuing with the topic Applying Algebraic and Calculus Skills to Properties of Functions from Unit 2.</p> <p>Pupils have their own personal copies of the resources required for this work.</p> <p>More specific information will be issued to each class by their class teacher via Teams Pupils should indicate that they are engaging with their learning by acknowledging the posts from the teachers with the THUMBS up icon – we are using this to take a register for our classes</p>
<p>Applications Maths</p>	<p>National 4</p>	<p>S5/6 – (Mrs Gruer and Mrs Hynd).</p> <p>This week this class will be carrying on from the position that they were at the end of last week. The class is currently working from the Geometry and Measures Unit</p> <p>A completed version of the Geometry and Measures Note Booklet is available via GLOW and a link to them will also be posted on your class TEAM.</p> <p>More specific information will be issued to each class by their class teacher via Teams Pupils should indicate that they are engaging with their learning by acknowledging the posts from the teachers with the THUMBS up icon – we are using this to take a register for our classes</p>
	<p>National 5</p>	<p>S4 - 4D3 (Mrs Hynd) S5/6 – (Mrs Gruer and Mrs Hynd).</p> <p>This week these classes will be carrying on from the position that they were at the end of last week. The classes are currently working from the Geometry and Measures Unit</p> <p>Pupils have their own personal copies of the resources required for this work. A completed version of the Geometry and Measures Note Booklet is available via GLOW and a link to them will also be posted on your class TEAM.</p> <p>More specific information will be issued to each class by their class teacher via Teams Pupils should indicate that they are engaging with their learning by acknowledging the posts from the teachers with the THUMBS up icon – we are using this to take a register for our classes</p>
<p>Useful Links</p>	<ul style="list-style-type: none"> • SCHOLAR http://scholar.hw.ac.uk/ • www.maths180.com • https://www.national5maths.co.uk/free-national-5-maths-2/ • https://www.national5maths.co.uk/n5-lifeskills-maths/ • https://www.highermathematics.co.uk/ • https://www.advancedhighermaths.co.uk/free-ah-maths/ 	

S4-6 Modern Languages

Week commencing 18th January

French German Spanish	National 4 National 5	Please consult your Modern Languages Team for detailed instructions and resources issued via assignments each week and linguascope/quizlet/bbc bitesize and SCHOLAR for supplementary vocabulary and grammar activities. Please refer to information issued via your TEAMS for any online lessons/support. Live lesson – N5 French Mr Méthivier - Friday @ 1pm weekly Live Lesson – N5 French Miss Morris – Thursday @ 9am weekly Live Lesson – N5 German Mrs McSeveney – Thursday @10am weekly
	Higher	Please consult your Modern Languages Team for detailed instructions and resources issued via assignments each week and linguascope/quizlet/bbc bitesize and SCHOLAR for supplementary vocabulary and grammar activities. Please refer to information issued via your TEAMS for any online lessons/support. Live Lesson - French Mr Méthivier - Friday @ 2pm weekly Live Lesson - German Mrs Bream/Miss Morris - Thursday @ 2pm weekly
	Adv Higher	Please consult your Modern Languages Team for detailed instructions and resources issued via assignments each week and linguascope/ quizlet/bbc bitesize and SCHOLAR for supplementary vocabulary and grammar activities. Please refer to information issued via your TEAMS for any online lessons/support. Live Lesson - French Mr Méthivier - Thursday @ 12pm weekly Live Lesson - German Mrs Bream/Miss Morris – Thursday @2.45 pm weekly
Useful Links	<ul style="list-style-type: none"> • www.linguascope.com • www.quizlet.com • www.scholar.hw.ac.uk • https://www.bbc.co.uk/bitesize/subjects/z2mxsbk • http://www.bbc.co.uk/languages/spanish/mividaloca/ep01/ • @MfilMintlaw 	

S4-6 Science

Week commencing 18th January

Biology	National 4 National 5	<p>Each week, your teacher will give you instructions on the week's work through Teams – Assignments and Teams - Posts. Tasks will include, using the presentations to fill in your class booklet, video clips, research, creative tasks, BBC Bitesize, Scholar, SQA past paper questions.</p> <p>This week we will continue working through Topic 2: Multicellular Organisms, booklet 1. Please check the Topic 2 folder on your class Team for materials such as class booklets, presentations, video walk through and activities.</p> <p>This week's task is to continue studying Key Area 1: Producing New Cells. Full instructions can be found on Teams – Assignments. Please continue to use thumbs up when your teacher posts work so that we can see how and when you are engaging. Try your best to complete all tasks given by the deadline and use Teams/Glow e-mail to contact your teacher with any difficulties you are having.</p>
	Higher	<p>Each week, your teacher will give you instructions on the week's work through Teams – Assignments and Teams - Posts. Tasks will include, using the presentations to fill in your class booklet, video clips, research, creative tasks, BBC Bitesize, Scholar, Microsoft Forms, SQA past paper questions.</p> <p>This week we will continue with Metabolism and Survival, booklet 1. Please check the Metabolism and Survival folder on Teams for class booklets, presentations, video walk through and activities.</p> <p>This week's task is to study Key Area 1 - Metabolic pathways. Full instructions can be found on Teams – Assignments. Please continue to use thumbs up when your teacher posts work so that we can see how and when you are engaging. Try your best to complete all tasks given and use Teams/Glow e-mail to contact your teacher with any difficulties you are having.</p>
	Advanced Higher	<p>Each week, your teacher will give you instructions on the week's work through Teams – Assignments and Teams - Posts. Tasks will involve, using the presentations to fill in your class booklet, watching video clips, research, Scholar activities, SQA past papers.</p> <p>This week we will continue with Topic 2 Organisms and evolution, booklet 2. Please check the Topic 2 Channel on Teams for class booklets, presentations, video walk through and activities.</p> <p>This week's task is to study Key Area 2b and c. Evolution – Fitness and Co-evolution. Full instructions can be found on Teams – Assignments. Please continue to use thumbs up when your teacher posts work so that we can see how and when you are engaging. Try your best to complete all tasks given and use Teams/Glow e-mail to contact your teacher with any difficulties you are having.</p>

Chemistry	National 4 National 5	<p>This week, we continue with our look at the second Organic Chemistry booklet - finishing off Alcohols, before moving on to Carboxylic acids. Check your class Teams page for specific instructions.</p> <p>Remember, at all times, you will be able to access digitised versions of class booklets, and any support documents such as PowerPoints, weblinks and other learning materials all from the class Teams page.</p> <p>Please use thumbs up when your teacher posts work so that we can see how and when you are engaging. Also, try your best to complete any tasks given and use Teams/Glow Email to contact your teacher with any difficulties you are having.</p>
	Higher	<p>Pupils should access instructions for this week through their class Teams page. All materials required; booklets, PowerPoints, audio files, quizzes etc. can be accessed through the Teams page. Please contact your class teacher if you experience any difficulties.</p>
	Advanced Higher	<p>This week, we will make a start to the second Organic booklet. As with the previous Home Learning period, for each piece of work assigned, there should be references in the booklet to websites/YouTube clips etc that will help you complete the work. I will also provide introductory/summarising videos to hopefully help the learning! As ever, though – please feel free to ask questions as we work through the booklet. Use the “Help” or “General” channel in Teams to post any questions you may have</p> <p>This week the focus will be on looking at “Curly Arrows”/”Nucleophiles”/”Electrophiles”. Look out for a post on Teams for a live lesson</p>
Physics	National 4 National 5	<p>This week’s work will continue with Dynamics looking at measuring average speed and instantaneous speed in detail with videos posted. N5 will then move on to acceleration, how to calculate acceleration and how to measure acceleration. Assignments will include work from Scholar and MS Forms.</p> <p>Please acknowledge that you are starting tasks by posting in N5 Physics teams discussions and if you have any difficulties either post in the discussion or email your teacher directly.</p>

	<p>Higher</p>	<p>This week's work will look at electrical circuits and will review rules and formulae from N5. Work will be posted in the Teams folder with appropriate videos and work to be completed from Scholar.</p> <p>Please acknowledge that you are starting tasks by posting in H Physics teams discussions and if you have any difficulties either post in the discussion or email me teacher directly.</p>
	<p>Advanced Higher</p>	<p>This week we will continue the electricity & magnetism unit. Each week there will be a video to watch and links to work on scholar to do and questions from the problems booklets. You should be trying the appropriate tutorial from you class booklet each week. There are the worked solutions available to help when you are unsure. While I know you will want to try and think things through for yourselves, don't stay stuck too long; post a wee message (and tag me) and I will post a wee video to explain.</p> <p>I will issue each week's work through assignments on a Monday for Friday but you should take time to plan when you are going to do the work through the week.</p> <p>Remember, any concerns just tag me in a comment and I'll help. If you choose to email Mr McIntosh through Glow perhaps tag Mr McIntosh in a comment on teams just to say you've sent him an email would be helpful.</p>
<p>Useful Links</p>	<ul style="list-style-type: none"> • https://scholar.hw.ac.uk/login • http://nat5biopl.edubuzz.org/ • https://www.evans2chemweb.co.uk/ username: mintlaw password: chemweb • https://mrmackenzie.co.uk/ • https://www.khanacademy.org/science • https://www.educationperfect.com/ • https://www.bbc.co.uk/bitesize • @MintlawSci 	

S4-6 Social Subjects

Week commencing 18th January

Geography	National 4 National 5	<p>Miss Owen's are continuing to look back at previous topics and this week are focusing on Urban. They are creating a case study on Glasgow, looking specifically at the site of Glasgow, its growth, land use zones, shopping and transport changes, urban sprawl and suburban development using the resources provided. This can be presented as a foldable, PowerPoint, poster or fact file. Pupils should also aim to complete at least one past paper question each week. This week's question will be on Rural and posted on TEAMS on Tuesday.</p> <p>Mrs Lawson's class are to recap the work done on the Human Environments topic Urban Change. They are to use the resources given along with their own research to create a fact file or Foldable based on the Glasgow Case Study. This will be focused on the location and growth of Glasgow, land use zones, the main shopping and transport changes, suburban development and urban sprawl. The class should be continuing to attempt at least one Past Paper question based on an area they have identified to work on, using the marking scheme to mark it and adding to their answer where necessary.</p>
	Higher	<p>The class are continuing to work on the Hydrosphere unit and are focusing on the Middle and Lower Course of the river. They are looking at the processes that take place and the different features that form. The class should also be aiming to complete at least one past paper question each week. This week's topic is Rural Land Use and Management and the specific question will be posted on TEAMS on Monday morning.</p>
Travel & Tourism	National 5	<p>The class are continuing to work on their Greatest Hotel in the World project. This week they are looking at the positive and negative impacts of tourism in the area surrounding their hotel. This should be looked at from a social, economic and environmental perspective. They are also creating a customer service policy for their hotel which reflects its status as the Greatest Hotel in the World.</p>
History	National 4 National 5	<p>National 4 pupils will be completing an assessment task which will test their skills as well as the information they learned in the 'Free at Last?' unit.</p> <p>National 5 pupils will be continuing to develop their skills by completing exam style questions and this week we are focussing on The Atlantic Slave Trade. There will also be a live lesson to deliver feedback on the work they have completed so far.</p>
	Higher	<p>The Higher pupils this week are firstly to continue to revise for their History Exam using the revision materials (checklist) which were issued before the Christmas Holidays, but also are to answer the practice exam questions which this week come from the Scottish Migration & Empire Unit.</p>

Modern Studies	National 4 National 5	<p>National 4 pupils will work on Aims for their personal research. A work guide and examples will be posted on TEAMS.</p> <p>National 5 pupils will focus on revision and exam skills. This week looking at World Powers (the USA). The focus will be on the structure of 8 mark KU questions and Conclusion Skills questions. Live help sessions will be available during the week. For specific class times look at your Teams page.</p>
	Higher	<p>The class will be studying Section 3 - World Powers (the USA) This week the focus will be on socio-economic inequalities in the USA. This will involve looking at two PowerPoint, using a textbook/revision notes, answering questions, and doing a 12-mark essay. Additional information can be found on the BBC Bitesize pages Contents - Socio-economic inequality and its impact on specific groups in the USA - Higher Modern Studies Revision - BBC Bitesize</p> <p>Contents - Effectiveness of US government responses to socio-economic inequality - Higher Modern Studies Revision - BBC Bitesize</p>
	Advanced Higher	<p>This week we will look at the effectiveness of non-custodial sentences in relation to the theories of punishment. International comparisons will be important for this section. Please complete personal research on punishments in Scandinavian countries and their relative effectiveness.</p>
Politics	Higher	<p>The class will be studying Lesson 1 (Part 2) – Media Strategies in election campaigns. This week looking at the use of new technology in election campaigns. This will involve doing questions 31 to 38 followed by a 20-mark essay.</p>
Useful Links	<ul style="list-style-type: none"> • https://www.bbc.co.uk/bitesize • @mintlawsocsub • https://www.understandingstandards.org.uk/ 	

S4-6 Technology

Week commencing 18th January

Business Management	National 4 National 5	Continuing working through the course work – using the Business Team pupils will be looking at the role of the Human Resources department and dealing with the Management of People, in particular the rules and procedures people must follow in regard to legislation and the consequences of such legislation. The role of technology will also be considered. All work to be submitted by the date assigned on Teams. Friday Submission
	Higher	This week we will work on the Management of Operations topic. Starting with Inventory Management. Read pages 84 – 86 up to JIT and answer the key questions 3.1. Read JIT p86 – Computerised inventory control p88 and then read the Amazon case study and answer the discussion point questions. Read the role of logistics manager and answer the Quick Questions 3.1 on page 89. Remember to use the command words to structure your answers.
Administration	National 4 National 5	The week will be split into two areas- Theory and Practical The theory will be looking at sources of information and in particular the internet. The practical will be working on exam style spreadsheet questions. All work to be printed to OneNote as per instruction in the assignment.
Engineering Skills for Work	National 5	This will see the start of the electronics unit – follow the online support and videos through teams to successfully complete the worksheets and tasks in preparation for completing the practical electronic task including soldering and wiring a lighting circuit when we get back to school. Live LESSON Tuesday 2pm and Friday Catch up 10.00am
Engineering Science	National 4 National 5	What are Emerging Technologies? Pitched at a Nat 5 level, in preparation for your assessments complete a series of past paper questions linking the content from the live lesson on Monday. LIVE LESSON Monday at 1.30pm, follow up LESSON Wednesday 9.30am . Welcome to Online Eng Sci Lesson content will be looking at Systems Submissions – Basic Systems Task Wednesday 12pm and Past Paper style Questions Mon 25 th 9am.
	Higher	What are Emerging Technologies? Pitched at a more advanced level, in preparation for your assessments complete a series of past paper questions linking the content from the live lesson on Monday. LIVE LESSON Monday at 9.30am and follow up LESSON on WEDNESDAY 11.00am Welcome to Online Eng Sci Lesson content will be looking at Systems and Controls Submissions – Basic Systems Task Wednesday 12pm and Past Paper style Questions Mon 25 th 9am.

Graphic Communication	National 4 National 5	This week will be split into 3 shorter tasks. We will look at the slightly newer area of 'Business tools in the Graphics industry' where we will develop knowledge of different hardware and software. We will consolidate our knowledge of CAD and how it supports different manufacturing processes and, finally, we will continue to build our sketching and rendering skills in this week's final task.
	Higher	The week will be split into 3 shorter tasks. We will consolidate our learning on 'British Construction Symbols', 'Building Drawing Types (Plans and Elevations)' and we will look at the newer area of 'Digital Tools'.
Woodwork	National 4 National 5	Using Microsoft Forms complete a series of questions based on the skills you have learnt in the workshop. Watch the team for regular updates. Pupil's will be introduced to SQA style questions.
Useful Links	<ul style="list-style-type: none"> • @Mintlawtech • http://www.technologystudent.com/ 	
S5/6 Wider Achievement		
Week commencing 18th January		
Film & Media: NPA	Work will be posted on the NPA Teams. Students can tune into a LIVE LESSON Friday at 11.30 am in the NPA Film and Media teams to chat about our plans to continue working on our NPA Film and Media award.	
PC Passport: NPA	Higher and Advanced Higher subjects should take priority but if you have time continue to work through PC Passport Units on Word Processing and Excel. Booklets and further instructions can be found on Teams.	
Year Book	Keep checking the Yearbook Teams page for any information relating to the completion of the Yearbook.	

NESCOL School Link Courses

Week commencing 18th January

All courses

It is important that you continue to complete work set by your lecturer through Blackboard and attend any live lessons. Please continue to check the school Team for any updates.

If you have any issues accessing work then you should contact your lecturer via Blackboard or email schools@nescol.ac.uk.