


Important information about your learning

- **We recommend that you spend 3 hours a day on learning.** You can of course do more by completing optional tasks and 'Idea of the Day' available on the Covid section of the website.
- You are encouraged to make up a weekly learning schedule. Please see information on the website and the template which can be downloaded.
- Please contact your teacher through Teams. If you have any difficulty with this, please email the school.
- **Indicate that they are engaging with the learning on Teams by thumbing up your teachers posts.** 

Online learning protocols

- Pupils will have already signed 'An Acceptable Use of ICT Agreement' at the beginning of their school year and this agreement still stands in the virtual learning environment.
- **For pupils:**
 - Only use Glow email addresses for class communication.
 - Submit all assignments on time.
 - Show your engagement online by thumbing up communication posted by your teachers.
 - For any virtual lessons
 - Be punctual.
 - Do not record or take pictures of any part of a livestream / video-conference lesson.
 - Be prepared with materials and device charged.
 - Show respect for everyone and behave as you would be expected to in school.
 - Seek to contribute to the online classroom in a positive manner.
 - Ensure your location is appropriate, place your device so the camera does not show too much of your home (to protect your privacy).
 - Dress appropriately.
- **For parents:**
 - Take an interest in your child's work and the work left for him/her to complete in Microsoft Teams.
 - Help your child find the best place to work (if possible, not a bedroom).
 - Virtual lessons through Teams may be used in some subjects these should not be recorded.
 - Should you need to contact the school this should be done through the normal procedures by telephoning or emailing the school.

Support with online learning

- The following links provide useful information and videos to support with online learning and using Microsoft Teams
 - <https://youtu.be/E3LdeMTNajl>
 - <http://bit.ly/ShireDigitalSupport>
 - Pupil support videos are all posted on PSE Teams.

Creating a weekly learning schedule

- We recommend that you create a daily learning schedule to help structure your day.
- Try to break learning up into blocks of 40 to 50 minutes and then take a 10 to 15 minute break.
- The template below can be downloaded from the school website to create your own schedule [Weekly Subject Information \(mintlawacademy.aberdeenshire.sch.uk\)](http://mintlawacademy.aberdeenshire.sch.uk)

Learning at Home Schedule					
	Monday	Tuesday	Wednesday	Thursday	Friday
Morning					
Afternoon					
Daily exercise					

Example S1/2 - Learning at Home Schedule					
	Monday	Tuesday	Wednesday	Thursday	Friday
Morning	English	Social Subjects	Drama	Languages	Maths
	Art	Technology	Maths	Science	Home Economics
Afternoon	Maths	Music	English	Technology	English
	Science	Languages	PE	Social Subjects	Create a schedule for next week
Daily exercise	PE with Joe Wicks (YouTube)	Outdoor exercise	Dance with Darcey Bussel (Facebook)	PE with Joe Wicks (YouTube)	Outdoor exercise

S1 Additional Support for Learning

Week commencing 11 June

S1 ELS Maths (1D2 group & RW)

There will be an assignment in the 1D2 Maths team for all of you on Multiplication & Division to revise the topic covered last term. It will go live on Monday at 9am and is due on Thursday by 3pm.

Please contact Mrs Verth through Glow email if you are having problems accessing the work.

S1 ELS English (1D2 & 1M1)

There will be an assignment in the 1M1 English team for all of you. It will go live on Monday at 9am and will be due in on Thursday by 3pm.

Please contact Mrs Verth through Glow email if you are having problems accessing the work.

Useful Links

See TEAMS or refer to your letter sent home

- [Teach your Monster to Read](#)
- [Nessy](#)
- [BBC Dance Mat Typing](#)
- [Door Way Online](#)
- [Active Literacy](#)
- [Help Kidz Learn](#)
- [Sumdog](#)
- [Tech and Learn](#)
- [Twitter - @Mintlaw_SandC](#)

S1 Creative Arts

Week commencing 11th January

Art

- Pupils will complete an emoji design – please see your team for more information.

Music

- Please see you Music Team for a revision quiz.

Drama

- Please see your S1 Drama Team for a recap of voice terminology and a quiz. Any issues please contact Mrs Hanlon.

Useful Links

- [BBC Bitesize](#)
- [National Theatre](#)
- Look out for the new Creative Arts Faculty twitter page – @MintlawCreative

S1 English

Week commencing 11th January

S1 have the week beginning the 11th to Friday the 15th to complete the writing of their Dramascripts that they started planning and writing in school (in some cases) prior to the Christmas Break.

These were dramascripts based on the learning of the 'Ernie's Incredible Illucinations' Unit, which asked them to create a dramascript of their own ideas. All resources and Success Criteria are on the individual Class Teams, and will be highlighted by teachers.

These will be submitted through **Teams Assignments by Friday 22nd**, and should be typed up ideally.

Useful Links

- [BBC Bitesize](#)
- [@MintlawEnglish](#)
- <https://freerice.com/categories/english-vocabulary>

S1 Health & Wellbeing

Week commencing 11th January

PE

Activity Assessments Catch Up

- Since summer all S1s have completed 5 of the following activities: cross country/fitness, football, rugby, netball, tchoukball or hockey. At the end of each activity, an assignment was added to teams with a short end of unit assessment. This week pupils should check their PE class teams page, look under the assignments tab and then submit any end of unit assessment they have not already submitted. As this is a catch-up week, the date on the assignments may have passed but all assignments should allow for late submissions.

HE

- This week will be spent completing any unfinished work from last term before starting the new unit of work Journey of Food. The first topic is the Eatwell Guide.
- Pupils should access Teams for information.

Useful Links

- [@mintlaw_health](#)
- [The BodyCoach TV \(YouTube\)](#)
- foodafactoflife.org.uk

S1 Mathematics

Week commencing 11th January

- This week we are continuing with the Algebra Topic that we were working on in school before the Christmas break. **Pupils should have their own personal copy of the Note Booklet and Work Booklet for this topic.** The resources for this topic are available via GLOW and links to them will also be posted on your class TEAM
- More specific information will be issued to each class by their class teacher via TEAMS
- Pupils should indicate that they are engaging with their learning by acknowledging the posts from the teachers with the THUMBS up icon – we are using this to take a register for our classes
Any pupil who completes the work set by their teacher can login to their SUMDOG account to complete further challenges.

Useful Links

- www.maths180.com

S1 Modern Languages

Week commencing 11th January

- We will start work on the new topic of “Le collège”. Please consult your Modern Languages Team for detailed instructions and resources issued via assignments each week and linguascope/quizlet/bbc bitesize and blooket.com for supplementary vocabulary and grammar activities.

Useful Links

- www.linguascope.com
- www.quizlet.com
- www.blooket.com
- <https://www.bbc.co.uk/bitesize/subjects/z2mxsbk>
- [@MflMintlaw](#)

S1 Science

Week commencing 11th January

- Hello S1 Scientists! During this period of home learning, your teacher will be in touch with you each week via TEAMS. Hopefully you will be familiar with this by now that you can see tasks, access Files, post questions on chat and also complete assignments.
- Each week, your teacher will give you a task to do. That task might be to complete work from your booklet, do some research, complete a quiz or something else completely! In addition, your teacher might use the excellent resource “Education Perfect” for which we have been given special access.
- Whichever task you are given, the idea is that we try to work our way through the topics in a similar way we would if you were in school. We realise that you have a number of other subjects to complete and so your weekly task should not take too long!
- Classes will be on a different topic or at least at a different stage of a topic so each class’s task will vary from week to week. Log on to your Science Teams page and see what you must do this week
- Finally, please try to complete the weekly tasks – if you have any issues or concerns use the Teams page to contact your teacher.

Useful Links

Remember, you may well be using the excellent resource <https://www.educationperfect.com/>.

It’s a great resource and we have been particularly issuing it to pupils in S1/S2 and even some S3 and above. If you have been asked to go on it and are having trouble, just contact your teacher. However, for most...your username will be your GLOW E-MAIL ADDRESS, and your password will be your first name (all lower case).

Being able to use this website will allow us to keep on ticking over with the various topics in the S1/S2 course. Tasks are directed to you and involve, reading, watching video clips, filling in blanks, answering quiz questions.

We know that you have lots of other subjects to do as well, so the tasks should never take too long!

<https://www.bbc.co.uk/bitesize>

S1 Social Subjects

Week commencing 11th January

1B1 – Are working on Living and Working in Scotland and will be working on the different types of settlements and creating their own settlement hierarchies. They will also be investigating the factors which are needed for settlements to grow.

1D1 –Are working on the 'Scottish Power' unit looking at the development of modern-day Scotland as a democratic country. Pupils are working on the introduction of religion and how the Church has helped to form government.

1D2 – Are working on Living and Working in Scotland and will be learning about Renewable and non-Renewable energy sources.

1M1 – Are working on World Issues. Week 1 work will involve doing Task 8 and 9 about refugees in Syria. This will involve answering questions on a refugee and also comparing her life to their own.

1M2 – Are working on the 'Scottish Power' unit looking at the development of modern-day Scotland as a democratic country. Pupils are working on the introduction of religion and how the Church has helped to form government.

1U1 – Are starting the “Living and Working in Scotland” unit. The first task will look at different types of settlement in Scotland and how these settlements have developed over time.

1U2 – Are working on Living and Working in Scotland and will be learning about Renewable and non-Renewable energy sources.

Useful Links

<https://www.bbc.co.uk/bitesize>
<https://www.bbc.co.uk/newsround>
<https://www.historyforkids.net/>

S1 Technology

Week commencing 11th January

Pupils will find the 'Faculty of Technologies Menu' in the assignments section of their class teams and should choose one starter, one main course and one pudding to complete each week.

Tasks have been designed to either revise topics covered last term or to introduce this terms work. The menu covers our various curriculum areas; Design & Technology, Business Studies and Computing. Support materials for each task can be found in the 'files' section of each team and a video guide is also available. Pupils can choose to complete their three tasks at any point during the school week but should hand in completed work by Friday lunchtime.

Keep an eye on our twitter feed @Mintlawtech as we share lots of brilliant pupil work each week!

Useful Links

- Useful websites will be embedded into teams
- <http://www.technologystudent.com/>

S1 TRUST

Week commencing 11th January

The Adventures of Biomimicry Man/Woman – (EVALUATE AND CREATE)

For many years, scientists and designers have looked to nature to help solve problems. For this task, you will become a superhero who copies aspects of nature to do good in the world. Let's face it, the world could do with a superhero just now!

Watch the clip at this link - https://ed.ted.com/on/DG2hidU?theme_id=earth-school#watch on Thermal Mass (WARNING - Antman already exists!). Once you have watched this, click on 'Dig Deeper' on the right hand side and then watch videos 1 (What Is Biomimicry?) and 2 (Useful Technologies Inspired By Nature) that appear in the window on the left. Feel free to watch the remaining two videos but it is not necessary if you do not wish. Using the skills of EVALUATE and CREATE, imagine there is a Marvel superhero with a superpower based on some form of biomimicry. Research some living things that could be useful to mimic, imagine what the superpower would be and what positive purposes it could be used for? This can be done in the form of a poster and/or as two written paragraphs.

What I am looking for you to include:

- What is the original use of this power in nature?
- How can it be used by the superhero? I am happy for you to describe the backstory – how the superhero acquired these powers
- What purpose does the superhero use these powers for – must be for positive purposes

Children's University

Pupils who have signed up for Children's University can continue to collect credits for a range of activities. The following links will give ideas or activities that can gain you credits. Remember to keep evidence of any activities you complete and log these in your CU Passport and on Aspire.

- School CU Teams Page – pupils can contact Mr Donaldson through this page
- Aspire
- [Free activity sheets Children's University Scotland](#)
- [Idea of the Day \(mintlawacademy.aberdeenshire.sch.uk\)](http://mintlawacademy.aberdeenshire.sch.uk)




Not signed up for CU but interested in being involved?

- See <https://childrensuniversity.scot/> for more information
- Parents can sign up using this link <https://eu.jotform.com/CUScotland/Aberdeenshire>

S2 - Work Instructions for Week Commencing 11th January

Important information about your learning

- **We recommend that you spend 3 hours a day on learning.** You can of course do more by completing optional tasks and 'Idea of the Day' available on the Covid section of the website.
- You are encouraged to make up a weekly learning schedule. Please see information on the website and the template which can be downloaded.
- Please contact your teacher through Teams. If you have any difficulty with this, please email the school.
- **Indicate that they are engaging with the learning on Teams by thumbing up your teachers posts.** 

Online learning protocols

- Pupils will have already signed 'An Acceptable Use of ICT Agreement' at the beginning of their school year and this agreement still stands in the virtual learning environment.
- **For pupils:**
 - Only use Glow email addresses for class communication.
 - Submit all assignments on time.
 - Show your engagement online by thumbing up communication posted by your teachers.
 - For any virtual lessons
 - Be punctual.
 - Do not record or take pictures of any part of a livestream / video-conference lesson.
 - Be prepared with materials and device charged.
 - Show respect for everyone and behave as you would be expected to in school.
 - Seek to contribute to the online classroom in a positive manner.
 - Ensure your location is appropriate, place your device so the camera does not show too much of your home (to protect your privacy).
 - Dress appropriately.
- **For parents:**
 - Take an interest in your child's work and the work left for him/her to complete in Microsoft Teams.
 - Help your child find the best place to work (if possible, not a bedroom).
 - Virtual lessons through Teams may be used in some subjects these should not be recorded.
 - Should you need to contact the school this should be done through the normal procedures by telephoning or emailing the school.

Support with online learning

- The following links provide useful information and videos to support with online learning and using Microsoft Teams
 - <https://youtu.be/E3LdeMTNajl>
 - <http://bit.ly/ShireDigitalSupport>
 - Pupil support videos are all posted on PSE Teams.

Creating a weekly learning schedule

- We recommend that you create a daily learning schedule to help structure your day.
- Try to break learning up into blocks of 40 to 50 minutes and then take a 10 to 15 minute break.
- The template below can be downloaded from the school website to create your own schedule [Weekly Subject Information \(mintlawacademy.aberdeenshire.sch.uk\)](http://mintlawacademy.aberdeenshire.sch.uk)

Learning at Home Schedule					
	Monday	Tuesday	Wednesday	Thursday	Friday
Morning					
Afternoon					
Daily exercise					

Example S1/2 - Learning at Home Schedule					
	Monday	Tuesday	Wednesday	Thursday	Friday
Morning	English	Social Subjects	Drama	Languages	Maths
	Art	Technology	Maths	Science	Home Economics
Afternoon	Maths	Music	English	Technology	English
	Science	Languages	PE	Social Subjects	Create a schedule for next week
Daily exercise	PE with Joe Wicks (YouTube)	Outdoor exercise	Dance with Darcey Bussell (Facebook)	PE with Joe Wicks (YouTube)	Outdoor exercise

S2 Additional Support for Learning

Week commencing 11th January

S2 English

A Reading for UAE, plus preparing and recording a short talk.

Please check your Teams for further instructions from Mrs Donald. Work will be posted on Monday.

S2 Maths (2-6 & 2-1)

There will be an assignment in the 2-6 Maths Team on Monday for all of you. It is linked to money and real-life situations. Read the instructions carefully. It will go live on Monday at 9am and is due on Thursday by 3pm.

Please contact Mrs Verth through Glow email if you are having problems accessing the work

Useful Links

See TEAMS or refer to your letter sent home

- [Teach your Monster to Read](#)
- [Nessy](#)
- [BBC Dance Mat Typing](#)
- [Door Way Online](#)
- [Active Literacy](#)
- [Help Kidz Learn](#)
- [Sumdog](#)
- [Tech and Learn](#)
- [Twitter - @Mintlaw_SandC](#)

S2 Creative Arts

Week commencing 11th January

Art

- Pupils will be looking at Hundertwasser Inspiration please see your team for more details.

Music

- Please see you Music Team for a revision quiz.

Drama

- Please see your S2 Drama Team for lessons on Theatre Arts. This week we will be looking at lighting terminology. Any questions please contact Miss Arbuthnott.

Useful Links

- [BBC Bitesize](#)
- [National Theatre](#)
- Look out for the new Creative Arts Faculty twitter page – @MintlawCreative

S2 English

Week commencing 11th January

S2 have the week beginning the 11th to Friday the 15th to complete the writing of their Dramascripts that they started planning and writing in school (in some cases) prior to the Christmas Break.

These were dramascripts based on the learning of the 'Monster Mash' Unit, which asked them to 'create a dramascript of their own ideas. All resources and Success Criteria are on the individual Class Teams and will be highlighted by teachers.

These will be submitted through **Teams Assignments by Friday 22nd**, and should be typed up.

Useful Links

- [BBC Bitesize](#)
- [@MintlawEnglish](#)
- <https://freerice.com/categories/english-vocabulary>

S2 Health & Wellbeing

Week commencing 11th January

PE

Activity Assessments Catch Up

- Since summer all S2s have completed 5 of the following activities: cross country/fitness, football, rugby, netball, tchoukball or hockey. At the end of each activity block, an assignment was added to teams with a short end of unit assessment. This week pupils should check their PE class teams page, look under the assignments tab and then submit any end of unit assessment they have not already submitted from September-December. As this is a catch-up week, the date on the assignments may have passed but all assignments should allow for late submissions.

HE

- This week will be spent completing any unfinished work from last term before starting the new unit of work Journey of Food. The first topic is Carbon Footprint.
- Pupils should access Teams for information.

Useful Links

- [@mintlaw_health](#)
- [The BodyCoach TV \(YouTube\)](#)
- foodafactoflife.org.uk

S2 Mathematics

Week commencing 11th January

- This week we are continuing with the Percentage Topic that we were working on in school before the Christmas break. **Pupils should have their own personal copy of the Note Booklet and Work Booklet for this topic.** The resources for this topic are available via GLOW and links to them will also be posted on your class TEAM
- More specific information will be issued to each class by their class teacher via TEAMS
Pupils should indicate that they are engaging with their learning by acknowledging the posts from the teachers with the THUMBS up icon – we are using this to take a register for our classes

Useful Links

- www.maths180.com

S2 Modern Languages

Week commencing 11th January

- We will start work on our insert of taster German this term! Our topic is “Language Basics – numbers”
- Please consult your Modern Languages Team for detailed instructions and resources issued via assignments each week and linguascope/quizlet/bbc bitesize and blocket.com for supplementary vocabulary and grammar activities.

Useful Links

- www.linguascope.com
- www.quizlet.com
- www.blooket.com
- <https://ukgermanconnection.org/>
- <https://www.bbc.co.uk/bitesize/subjects/z2mxsbk>
- [@MflMintlaw](#)

S2 Science

Week commencing 11th January

- Hello S2 Scientists! In a similar pattern to the previous Home Learning period, each week, your Science teacher will give you instructions on the week’s work through Teams. Tasks could involve, watching video clips, quizzes, research, “Education Perfect” exercises etc, etc.
- **NOTE THAT IF AND WHEN YOU GET TO THE END OF EACH TOPIC, YOUR TEACHER MAY ISSUE YOU WITH A TEST/QUIZ WHICH YOU WILL COMPLETE USING MICROSOFT FORMS.** This will help your teacher to see how you are coping with the work covered.
- We know that you have lots of other subjects to do as well, so the tasks should never take too long!
- **Please use “thumbs up” (on Teams) when your teacher posts work so that we can see how and when you are engaging. Also, try your best to complete any tasks given and use Teams/Glow Email to contact your teacher with any difficulties you are having**

Useful Links

As part of your work/assignments, your teacher may direct you to the excellent website called <https://www.educationperfect.com/>.

You may have used this already. If you have any trouble accessing the site, please contact your teacher. However, for most of you...your username will be your GLOW E-MAIL ADDRESS, and your password will be your first name (all lower case).

Being able to use this website will allow us to keep on ticking over with the various topics in the S2 course. Tasks are directed to you and involve, reading, watching video clips, filling in blanks, answering quiz questions.

<https://www.bbc.co.uk/bitesize>

S2 Social Subjects

Week commencing 11th January

2.1 - Are working on the WW1 unit and are looking at 'The Home Front - role of women at home' followed by looking at the end of WW1 and the Peace Treaty.

2.2 - Working on completing the Rainforest unit by designing an eco-tourist holiday resort. Students will have to plan and then produce a piece of work which focuses on sustainability in the rainforest. This will consolidate the Rainforest unit and give them the opportunity to demonstrate what they have learned.

2.4 - The class are continuing to research and create their own Eco Tourism holiday which they started just before the Christmas holidays. Pupils have one week to do this and hand it in on Monday 18th January.

2.3 - The class will be continuing with the World War 1 unit. This will involve doing task 7 in the workbook on the Schlieffen Plan, tasks 1 to 9 and then two Ducksters quizzes on the Battles of the Marne and Tannenberg.

2.5 - The class are also continuing to research and create their own Eco Tourism holiday which they started just before the Christmas holidays. Pupils have one week to do this and hand it in on Monday 18th January.

2.6 – Young People and the Law Topic – the task for this week is based on the consequences that people committed of a crime face. They will learn about the different types of sentencing and their aims, along with the advantages and disadvantages of these. They have to complete several tasks based on the information given.

S2 RMPS Classes - Pupils in all classes are working their way through the 'Morality and Relationships' unit where they will be looking at Gender Roles followed by Equality and Equity over the next couple of weeks.

Useful Links

<https://www.bbc.co.uk/bitesize>
<https://www.natgeokids.com/uk/>
<https://www.nationalgeographic.org/encyclopedia/rain-forest/>
<https://www.bbc.co.uk/newsround>
<https://www.historyforkids.net/>
<https://kids.kiddle.co/Religion>

S2 Technology

Week commencing 11th January

Pupils will find the 'Faculty of Technologies Menu' in the assignments section of their class teams and should choose one starter, one main course and one pudding to complete each week.

Tasks have been designed to either revise topics covered last term or to introduce this terms work. The menu covers our various curriculum areas; Design & Technology, Business Studies and Computing. Support materials for each task can be found in the 'files' section of each team and a video guide is also available. Pupils can choose to complete their three tasks at any point during the school week but should hand in completed work by Friday lunchtime.

Keep an eye on our twitter feed @Mintlawtech as we share lots of brilliant pupil work each week!

Useful Links

- Useful websites will be embedded into teams
- <http://www.technologystudent.com/>

S2 TRUST

Week commencing 11th January

The Adventures of Biomimicry Man/Woman – (EVALUATE AND CREATE)

For many years, scientists and designers have looked to nature to help solve problems. For this task, you will become a superhero who copies aspects of nature to do good in the world. Let's face it, the world could do with a superhero just now!

Watch the clip at this link - https://ed.ted.com/on/DG2hidtU?theme_id=earth-school#watch on Thermal Mass (WARNING - Antman already exists!). Once you have watched this, click on 'Dig Deeper' on the right hand side and then watch videos 1 (What Is Biomimicry?) and 2 (Useful Technologies Inspired By Nature) that appear in the window on the left. Feel free to watch the remaining two videos but it is not necessary if you do not wish.

Using the skills of EVALUATE and CREATE, imagine there is a Marvel superhero with a superpower based on some form of biomimicry. Research some living things that could be useful to mimic, imagine what the superpower would be and what positive purposes it could be used for? This can be done in the form of a poster and/or as two written paragraphs.

What I am looking for you to include:

- What is the original use of this power in nature?
- How can it be used by the superhero? I am happy for you to describe the backstory – how the superhero acquired these powers
- What purpose does the superhero use these powers for – must be for positive purposes

Children's University

Pupils who have signed up for Children's University can continue to collect credits for a range of activities. The following links will give ideas or activities that can gain you credits. Remember to keep evidence of any activities you complete and log these in your CU Passport and on Aspire.

- School CU Teams Page – pupils can contact Mr Donaldson through this page
- Aspire
- [Free activity sheets Children's University Scotland](#)
- [Idea of the Day \(mintlawacademy.aberdeenshire.sch.uk\)](http://mintlawacademy.aberdeenshire.sch.uk)




Not signed up for CU but interested in being involved?

- See <https://childrensuniversity.scot/> for more information
- Parents can sign up using this link <https://eu.jotform.com/CUScotland/Aberdeenshire>

S3 - Work Instructions for Week Commencing 11th January

Important information about your learning

- **We recommend that you spend 3 hours a day on learning.** You can of course do more by completing optional tasks and 'Idea of the Day' available on the Covid section of the website.
- You are encouraged to make up a weekly learning schedule. Please see information on the website and the template which can be downloaded.
- Please contact your teacher through Teams. If you have any difficulty with this, please email the school.
- **Indicate that they are engaging with the learning on Teams by thumbing up your teachers posts.** 

Online learning protocols

- Pupils will have already signed 'An Acceptable Use of ICT Agreement' at the beginning of their school year and this agreement still stands in the virtual learning environment.
- **For pupils:**
 - Only use Glow email addresses for class communication.
 - Submit all assignments on time.
 - Show your engagement online by thumbing up communication posted by your teachers.
 - For any virtual lessons
 - Be punctual.
 - Do not record or take pictures of any part of a livestream / video-conference lesson.
 - Be prepared with materials and device charged.
 - Show respect for everyone and behave as you would be expected to in school.
 - Seek to contribute to the online classroom in a positive manner.
 - Ensure your location is appropriate, place your device so the camera does not show too much of your home (to protect your privacy).
 - Dress appropriately.
- **For parents:**
 - Take an interest in your child's work and the work left for him/her to complete in Microsoft Teams.
 - Help your child find the best place to work (if possible, not a bedroom).
 - Virtual lessons through Teams may be used in some subjects these should not be recorded.
 - Should you need to contact the school this should be done through the normal procedures by telephoning or emailing the school.

Support with online learning

- The following links provide useful information and videos to support with online learning and using Microsoft Teams
 - <https://youtu.be/E3LdeMTNajl>
 - <http://bit.ly/ShireDigitalSupport>
 - Pupil support videos are all posted on PSE Teams.

Creating a weekly learning schedule

- We recommend that you create a daily learning schedule to help structure your day.
- Try to break learning up into blocks of 40 to 50 minutes and then take a 10 to 15 minute break.
- The template below can be downloaded from the school website to create your own schedule [Weekly Subject Information \(mintlawacademy.aberdeenshire.sch.uk\)](http://mintlawacademy.aberdeenshire.sch.uk)

Learning at Home Schedule					
	Monday	Tuesday	Wednesday	Thursday	Friday
Morning					
Afternoon					
Daily exercise					

Example S1/2 - Learning at Home Schedule					
	Monday	Tuesday	Wednesday	Thursday	Friday
Morning	English	Social Subjects	Drama	Languages	Maths
	Art	Technology	Maths	Science	Home Economics
Afternoon	Maths	Music	English	Technology	English
	Science	Languages	PE	Social Subjects	Create a schedule for next week
Daily exercise	PE with Joe Wicks (YouTube)	Outdoor exercise	Dance with Darcey Bussell (Facebook)	PE with Joe Wicks (YouTube)	Outdoor exercise

S3 Additional Support for Learning

Week commencing 11th January

S3 English

A Reading for UAE, plus a practice listening task.

Please check your TEAMS for further instructions from Mrs Donald. Work will be posted on Monday morning.

S3 ELS Maths

Symmetry work posted on TEAMS in **S3 Maths (20-21) Mrs Bain**

Useful Links

See TEAMS or refer to your letter sent home

- [Teach your Monster to Read](#)
- [Nessy](#)
- [BBC Dance Mat Typing](#)
- [Door Way Online](#)
- [Active Literacy](#)
- [Help Kidz Learn](#)
- [Sumdog](#)
- [Tech and Learn](#)
- [Twitter - @Mintlaw_SandC](#)

S3 Creative Arts

Week commencing 11th January

Art

- Pupils will complete a “Hands Up!” task. Please see your team for more information.

Music

- Please see your S3 Music Team for a revision quiz. The quiz will look at the material covered before the holidays.

Drama

- Please see your S3 Drama Team for revision tasks looking back at Greek Theatre. Any questions please email Miss Molver.

Useful Links

- [BBC Bitesize](#)
- [National Theatre](#)
- Look out for the new Creative Arts Faculty twitter page – @MintlawCreative

S3 English

Week commencing 11th January

S3 have the week beginning the 11th to Friday the 15th to complete the writing of their Dramascripts that they started planning and writing in school (in some cases) prior to the Christmas Break.

These were dramascripts based on the learning of the ‘Monsters Mash’ Unit, which asked them to ‘create a dramascript of their own ideas. All resources and Success Criteria are on the Class Teams and will be highlighted by teachers.

These will be submitted through **Teams Assignments by Friday 22nd**, and should be typed up.

Extension Tasks will be made available for pupils who require it – pupils should check their individual teams.

Useful Links

- [BBC Bitesize](#)
- SQA
- Twitter #RUAЕ
- [@MintlawEnglish](#)
- <https://freerice.com/categories/english-vocabulary>

S3 Health & Wellbeing

Week commencing 11th January

PE

S3 Core PE and HWB Period (all)

- Pupils should access the '**S3 Health and Wellbeing**' Teams page for instructions and resources. The task will involve completing and recording physical activity weekly on OneNote. This should amount to 50 minutes but pupils are encouraged to do more physical activity throughout the week if possible.

PE S3 Elective (those who have chosen PE as a subject choice)

Pupils should refer to their own class teams for information about the work.

- **Miss Coleman's Class:** Assignment set on Teams about 'The Physical Factor'
- **Mr Robertson's Class:** Task set on Teams about 'Collecting Data'
- **Miss Wilson's Class:** Pupils should read the PowerPoint about the 'Mental Factor' and then submit the assignment on Teams.
- **Mr Laird's Class:** Pupils should read the PowerPoint about the 'Mental Factor' and then submit the assignment on Teams.

HE

- Pupils will be continuing with work from last term.
- Access teams for information.

Useful Links

- [@mintlaw_health](#)
- [The BodyCoach TV \(YouTube\)](#)
- foodafactoflife.org.uk

S3 Mathematics

Week commencing 11th January

- This week the classes are working on the preparation tasks for the Numeracy Assessments. 3A1 (AH) and 3B1 (DF) are starting the work for Level 5 Numeracy. 3A2 (DS), 3A3 (AW), 3B2 (DS) and 3B3 (AH) are consolidating the work already carried out for Level 4 Numeracy. 3A4 (DF) will be starting the work on Level 3 Numeracy. **The resources for this topic are available via GLOW and links to them will also be posted on your class TEAM**
- More specific information will be issued to each class by their class teacher via TEAMS
- Pupils should indicate that they are engaging with their learning by acknowledging the posts from the teachers with the THUMBS up icon – we are using this to take a register for our classes.

Useful Links

- www.maths180.com

S3 Modern Languages

Week commencing 11th January

S3 French - Planning a trip/ Les Voyages

S3 German – School

S3 LFL – Planning a trip (French)

Please consult your Modern Languages Team for detailed instructions and resources issued via assignments **each week** and [linguascope.com](http://www.linguascope.com)/[quizlet.com](http://www.quizlet.com)/[bbc bitesize](http://www.bbc.co.uk/bitesize) and [blooket.com](http://www.blooket.com) for supplementary vocabulary and grammar activities.

Useful Links

- www.linguascope.com
- www.quizlet.com
- www.blooket.com
- www.kahoot.com
- <https://www.bbc.co.uk/bitesize/subjects/z2mxsbk>
- <https://ukgermanconnection.org/>
- [@MflMintlaw](https://www.instagram.com/mflmintlaw)

S3 Science

Week commencing 11th January

- A very warm welcome to all S3 Connexion, Biologists, Chemists and Physicists! The focus of this week will be continuing to work through your topics as instructed by your teacher on Teams.
- **We want you to get the most out of your online learning, so we encourage you to let us know how you are getting on, by reacting and commenting on teams posts, or by emailing your teacher on Glow. We know you will want to try and think things through for yourselves, don't stay stuck too long; post a message (and tag your teacher) when you are "stuck" and we will help you out. If you want to ask something quietly then use your teacher's email. Perhaps a wee tag in a comment on teams would be helpful just to say you've emailed.**

S3 Connexions Class:

- Pupil work will continue to look at the body systems that we were studying last term. Work will be posted in the Teams files page with directions to websites from there.

S3 Biology Classes.

- Each Monday, your teacher will give you instructions on the week's work through Teams – Assignments and Teams - Posts. These tasks will be due the following Monday, and will include a mix of video clips, research, creative tasks, BBC Bitesize, Scholar, Microsoft Forms, Education Perfect and using presentations to fill in your booklet. This week's tasks will cover Topic 4 Genetics and Biotechnology. Full instructions can be found on Teams – Assignments and Teams-Posts. Any resources required for these activities, such as class booklets, presentations, videos and further information can be found in Teams - Files – Topic 4.

S3 Chemistry Classes.

- Each week, your chemistry teacher will give you instructions on the week's work through Teams. Tasks will involve completing your Topic 4 booklets by using the following

Useful Links

- <https://www.educationperfect.com/>
- <https://www.bbc.co.uk/bitesize>
- <http://nat5biopl.edubuzz.org/>
- <https://www.evans2chemweb.co.uk/>
username: mintlaw password: chemweb
- <https://mrmackenzie.co.uk/>
- <https://www.khanacademy.org/science>
- <https://www.educationperfect.com/>
- <https://www.bbc.co.uk/bitesize>

activities; watching video clips, quizzes, research, Education Perfect exercises, etc. This week we will be looking at Oil and Gas formation.

S3 Physics Classes.

- This week we will start the waves unit. You will need to go into the document store of your team to download the booklets. Check teams for where to go to download the booklet. Each week there will be a video to watch and where appropriate links to work on websites (e.g. bbc bitesize, clickview). You should use these to complete the notes and questions in your booklets. You will have questions to complete and these should be done in your jotter. Your teacher may ask you to upload work via assignments or into onenote. Remember, there is the help and chat channel you can use. If you see something you know about free to chip in if you can help. Be supportive to each other, we are all working together on this and often helping someone else out can clear things in your own head. Each week's work will be issued through assignments on a Monday for Friday but you should take time to plan when you are going to do the work through the week.

S3 Social Subjects

Week commencing 11th January

Geography

- **Miss Owen's Class (3H)** - Miss Owen's class are continuing to work on their Environmental Hazards Unit and will be creating a Case Study on the eruption of Mount St Helens using the resources provided. They should be focusing on the causes, impacts of the eruption as well the recovery after the event.
- **Mrs Lawson's class (3E)**. Mrs Lawson's class are continuing to work on the Environmental Hazards topic. This week they are to read the information about the main features, causes and impact of earthquakes, and complete the tasks. There is an extension activity based on a clip on Clickview with a worksheet to complete.

History

- **3E & 3F History** - Both classes are working on their (National 4) History Assignment which pupils started before the Christmas holidays and due to be handed in Monday 18th January. Information is on class Teams page.

Modern Studies

- **3G (Mr Merson) and 3D (Mr Birnie)** Will both start a new topic on Terrorism. This week the focus will be on what terrorism is and how it differs from conventional warfare and other acts of violence.

RMPS

- **S3 RMPS Classes** - Pupils in all classes are working their way through the 'Morality of Crime and Punishment' unit where they will be looking at Crimes and punishments in the UK as well as around the world and the morality of the punishments.

Useful Links

<https://www.bbc.co.uk/bitesize>
<https://www.natgeokids.com/uk/>
<https://www.bbc.co.uk/newsround>
<https://www.historyforkids.net/>
<https://kids.kiddle.co/Religion>

S3 Technology

Week commencing 10th June

Energy Girls

- **Live Lesson will be held on Thursday from 10:45** with the lecturer Morag Watt, use the time on Monday to ensure all previous assignments are completed and up to date.

Design Technology

- In the workshop you have been working in Metal Work you will now complete a series of metal work theory tasks, with links to employment and job roles.

Engineering Technology

- Build your sketching skills – for the first week a focus goes back onto the core skills for Graph Com. Follow the updates on teams and use the Get a Grip Graphics YouTube channel to support your learning.

Business

- Before the holidays you were working on the iDEA award - The Inspiring Digital Enterprise Award, known as iDEA is an international award winning programme that helps you develop digital, enterprise and employability skills for free.
- Through our series of online challenges, you can win career-enhancing badges, unlock new opportunities and, ultimately, gain industry-recognised Awards that help you stand out from the crowd.
- Use the information on the team to complete the award submitting the work as per Teams instructions.


Computing

- Apple for many years has been the market leader in Technology and have introduced many new products across their 40 year history. Create a timeline of Apple products use the video on the Team to help with your submission. This can be created on Paper or electronically. Scratch is recognised as the basis for all introduction to computer games – set yourself a time limit of 40 mins and see creative you can be with designing and creating a basic game. All submission in by Thursday 12 noon.

Useful Links

- <http://www.technologystudent.com/>
- <https://idea.org.uk/>
- [GetaGrip Graphics](#)

Important information about your learning

- **We recommend that you spend 4 hours a day on learning.** You can of course do more by completing optional tasks.
- You are encouraged to make up a weekly learning schedule. Please see information on the website and the template which can be downloaded.
- Please contact your teacher through Teams. If you have any difficulty with this, please email the school.
- **Indicate that they are engaging with the learning on Teams by thumbing up your teachers posts.** 

Online learning protocols

- Pupils will have already signed 'An Acceptable Use of ICT Agreement' at the beginning of their school year and this agreement still stands in the virtual learning environment.
- **For pupils:**
 - Only use Glow email addresses for class communication.
 - Submit all assignments on time.
 - Show your engagement online by thumbing up communication posted by your teachers.
 - For any virtual lessons
 - Be punctual.
 - Do not record or take pictures of any part of a livestream / video-conference lesson.
 - Be prepared with materials and device charged.
 - Show respect for everyone and behave as you would be expected to in school.
 - Seek to contribute to the online classroom in a positive manner.
 - Ensure your location is appropriate, place your device so the camera does not show too much of your home (to protect your privacy).
 - Dress appropriately.
- **For parents:**
 - Take an interest in your child's work and the work left for him/her to complete in Microsoft Teams.
 - Help your child find the best place to work (if possible, not a bedroom).
 - Virtual lessons through Teams may be used in some subjects these should not be recorded.
 - Should you need to contact the school this should be done through the normal procedures by telephoning or emailing the school.

Support with online learning

- The following links provide useful information and videos to support with online learning and using Microsoft Teams
 - <https://youtu.be/E3LdeMTNajl>
 - <http://bit.ly/ShireDigitalSupport>
 - Pupil support videos are all posted on PSE Teams.

Creating a weekly learning schedule

- We recommend that you create a daily learning schedule to help structure your day.
- Try to break learning up into blocks of 40 to 50 minutes and then take a 10 to 15 minute break.
- The template below can be downloaded from the school website to create your own schedule [Weekly Subject Information \(mintlawacademy.aberdeenshire.sch.uk\)](http://mintlawacademy.aberdeenshire.sch.uk)

Learning at Home Schedule					
	Monday	Tuesday	Wednesday	Thursday	Friday
Morning					
Afternoon					
Daily exercise					

Example S1/2 - Learning at Home Schedule					
	Monday	Tuesday	Wednesday	Thursday	Friday
Morning	English	Social Subjects	Drama	Languages	Maths
	Art	Technology	Maths	Science	Home Economics
Afternoon	Maths	Music	English	Technology	English
	Science	Languages	PE	Social Subjects	Create a schedule for next week
Daily exercise	PE with Joe Wicks (YouTube)	Outdoor exercise	Dance with Darcey Bussell (Facebook)	PE with Joe Wicks (YouTube)	Outdoor exercise

S4-6 Additional Support for Learning

Week commencing 11th January

S4 English

A Reading for UAE, plus writing a short review. Please check your Teams for further instructions from Mrs Donald. Work will be posted on Monday Morning.

S4 ELS Maths

Average/Mean work posted on TEAMS in **S4 Maths (20-21) Mrs Bain**

S4 Employability (Mrs Richards Group)

Writing a CV. Instructions and a template will be emailed to you individually.

Personal Finance

Your task for the week is to complete activity 4A6. The assignment is on Teams. Any difficulties please email Mrs McKeown through Glow.

Employability Skills

Your task for the week is to complete assignment 1 on Teams. Any difficulties please email Mrs McKeown through Glow.

- [Teach your Monster to Read](#)
- [Nessy](#)
- [BBC Dance Mat Typing](#)
- [Door Way Online](#)
- [Active Literacy](#)
- [Help Kidz Learn](#)
- [Sumdog](#)
- [Tech and Learn](#)
- [Twitter - @Mintlaw_SandC](#)

S4-6 Creative Arts

Week commencing 11th January

Art	National 5	National 4 and 5 pupils will be consolidating their notes and completing question paper preparation. Please see your Art team for more information.
	Higher	Pupils will consolidate notes for written work/exam preparation, started before the Christmas break with a new deadline provided - please see Teams for specific information.
	Adv Higher	Pupils will be continuing with their contextual essay – this work was started before Christmas - see Teams for specific information.
Photography	Higher	Pupils will be continuing with ongoing individual project work and exam preparation - see Teams for specific information from Mrs Miller
Music	National 5 Higher	Mr Gale will be taking you through a Scottish Music Unit over the next few weeks and Mrs Smith will be covering some of the written elements of the course. Please see your Music Team.
Drama	National 5	National 4 – Miss Hanlon will assign individual tasks via teams National 5 – Please see the powerpoint and complete the quiz on the new elements of the National 5 written paper. All available on Teams. Any issues please contact Miss Arbuthnott.
	Higher	Please see your Higher Drama Team for a full past paper and a powerpoint video that will guide you through each section. The due date for all three essays will be Wednesday 27 th January. Please continue to learn all your lines for your performance pieces. Any questions please email Miss Arbuthnott.
	Adv Higher	Please see your Advanced Higher Drama Team. Miss Molver will organise a live lesson next week to have a question and answer session about the assignment. Miss Arbuthnott will attend. Please continue to learn your lines for both your interactive and monologue piece.
Useful Links	<ul style="list-style-type: none"> • BBC Bitesize • National Theatre • New Creative Arts Faculty Twitter page- @MintlawCreative 	

S4-6 English

Week commencing 11th January

English	National 4	<p>4E3 with Miss Wappler and Miss Bell should access their class teams for work on the Added Value Unit, starting on Monday 11th. They will hold a LIVE LESSON on Tuesday 12th at 10.45am for 30 minutes on the AVU with students, answering questions about the work. Work and resources will be posted on Monday 11th.</p> <p>4D3 with Mrs Fowlie and Mr Closs should access their class teams for work on the Added Value Unit, starting on Monday 11th. They will hold a LIVE LESSON on Thursday 14th at 11.00am for 30 minutes on the AVU with students, answering questions about the work. Work and resources will be posted on Monday 11th.</p>
	National 5	<p>The National 5 Cohort (all 4 classes) should join and access the National 5 2020/2021 team, (joining code is sge9qq6) as well as their individual class team. In the National 5 2020/21 ('big' team with all classes) Mrs Pye, Mr Closs and Miss Wappler will deliver 2 half hour LIVE LESSONS this week, as stated below.</p> <ol style="list-style-type: none"> 1. Tuesday 12th Jan at 1.30pm - RUAЕ Live Lesson Key Focus: How to Answer Analysis Questions. Complete the forms set by Monday 18th Jan. 2. Thursday 14th Jan at 12.30 pm - MacCaig Live Lesson Key Focus: Textual Analysis Questions. Complete the forms set by Wednesday 20th Jan. <p>Other/Extension Work: Essay text tasks may be assigned by individual class teachers. There are also Extension tasks such as using SCHOLAR sections on RUAЕ 2.4,2.5 and 2.6 and 'The Learning Cauldron' How to Analyse Poetry – Norman MacCaig videos on Youtube. (Students should ask teachers for SCHOLAR log in details if they do not know them.)</p>
	Higher	<p>The Higher Cohort (all 4 classes) should access the Higher 2020/21 team, as well as their individual class team. In the Higher 2020/21 ('big' team with all classes) Mrs McCluskey and Miss Bell will deliver 2 LIVE LESSONS this week, as stated below.</p> <ol style="list-style-type: none"> 1. Tuesday 12th January 3.50pm to 4.20pm: Whole-cohort RUAЕ live lesson + RUAЕ Quiz assigned (due for Tuesday 19th) 2. Thursday 14th January 3-3.30pm: Whole-cohort MacCaig live lesson + 'Starter for 5 & 'Big Question' assigned (due for Thursday 21st) <p>Other/Extension Work: Essay text tasks may be assigned by individual class teachers. There are also Extension tasks clearly labelled in each Week's PPTs using SCHOLAR and 'The Learning Cauldron' How to Analyse Poetry – Norman MacCaig videos on Youtube. (Students should ask teachers for SCHOLAR log in details if they do not know them.)</p>

	Adv Higher	<p>The Advanced Highers have 2 LIVE LESSONS this week with Mr Holding and Mrs Fowlie during their normal class time, on the following sections of the AH English Course.</p> <ol style="list-style-type: none"> 1. Monday 11/1: LIVE LESSON 2.10PM Dissertation Focus: Help with Editing/Proofreading/Referencing before Hand-in 2. Thursday 14/1: LIVE LESSON 2.10PM Textual Analysis & Literary Study Assessment Feedback <p>Any additional questions should be directed to Mr Holding and Mrs Fowlie using the Advanced Higher Team.</p>
Media	National 5	<p>The National 5 Media class should make sure they have completely finished their PSA and uploaded it to Teams.</p> <ol style="list-style-type: none"> 1. LIVE CHAT/LESSON on Monday 11th at 2.30-3pm – discussing Assignments, and Moving Forward. 2. For Wednesday 13th they should have looked at their PSA and split it into 5 sections and each section should showcase a different skill ready to start Section 2 of their Media assignment on Wednesday.
	NPA Film & Media	<p>Work will be posted on the NPA Teams. Students can tune into a LIVE LESSON Friday at 11.30 am in the NPA Film and Media teams to chat about our plans to continue working on our NPA Film and Media award.</p>
	Higher	<p>The Higher class have an additional week to continue filming and editing their PSA for their Higher Media Assignment.</p> <p>Recognising that some may need to drastically change their PSA film, Mrs Pye and Mrs McCluskey will be LIVE MEETING ON TEAMS at Monday 11th January from 1.30-2pm for a face-to-face to discuss any changes, help, give advice or just chat about our way forward.</p> <p>Films will be due 20th of January, for feedback. They should be handed in through Teams Assignments.</p>
Useful Links	<ul style="list-style-type: none"> • BBC Bitesize • SQA • The Learning Cauldron on YouTube • SCHOLAR • Twitter #RUAE • @MintlawEnglish 	

S4-6 Health & Wellbeing

Week commencing 11th January

PE	National 5	<p>Pupils should refer to their own class teams for more information about the work.</p> <p><u>Miss Coleman's Class</u> Assignment set on Teams requiring pupils to complete a self-assessment about their performance skills for their One-Off Practical Performances.</p> <p><u>Mr Robertson's Class</u> Assignment set on Teams about 'Section 1' of the Portfolio.</p> <p><u>Miss Anderson's Class</u> Theory: Read the 'Social Factor' Powerpoint on Teams, complete the tasks and submit work to the Teams page. Practical: Pupils will be expected to be completing 3 workouts of at least 20 minutes each to maintain the fitness levels required for National 5 practical. Information and support around this will be on the class Teams page.</p>
	Higher	<p>Theory: Pupils should access Teams to see the Practice Exams questions set for this week and then submit work through the assignments tab. Practical: Pupils should be aiming to maintain fitness levels as best as possible while at home by completing regular physical activity.</p>
Sports Development	NPA	<p>This week is to be used to finalise the powerpoints for the 'Final Pitch' Presentations. Anyone who emailed over work should check their glow emails and use this feedback to make changes. Anyone who did not send over work last term must do so this week to get feedback. Help and support around this can be found on Teams and by emailing Miss Wilson or Mrs Howie.</p>
Dance	National 5	<p>Theory: Complete a section 1 and 2 practice written paper. Practical: Continue to develop and plan choreography. All information about the tasks will be posted on Teams.</p>
	Higher	<p>Theory: Complete a section 1: Dance Appreciation in Context practice paper. Practical: Continue to develop and plan choreography. All information about the tasks will be posted on Teams.</p>
Heath & Food Technology	National 5	<p>Pupils will start their assignments. Details available in Teams. There will be a live lesson on Teams at 11am on Thursday 14th to discuss the requirements of their assignment.</p>
	Higher	<p>Pupils will continue with their assignment research. Details available in Teams. Past Paper questions are also available in Teams.</p>
Cake Craft	National 5	<p>Revision questions for written paper available in Teams.</p>
Practical Cookery	National 5	<p>Pupils will continue with the Understanding and Using Ingredients assessment started last term. Details in Teams. Revision Questions for Written Paper are also available in Teams. Practical Task – Stir Fry- pupil choice of ingredients. Next week Practical Task – Teacake Challenge – pupil choice of decoration.</p>
Useful Links	<ul style="list-style-type: none"> • @mintlaw health • The BodyCoach TV (YouTube) 	

S4-6 Mathematics

Week commencing 11th January

Maths	National 4	<p>4E3 (Mr Forbes/Mrs Gruer) and 4D4 (Ms Wright)</p> <p>These classes are continuing to work through the National 4 course. Individuals will know which topic they are currently working on.</p> <p>Pupils have their own personal copies of the resources required for this work. Completed versions of the National 4 Course Notes are available via GLOW and a link to them will also be posted on your class TEAM</p> <p>More specific information will be issued to each class by their class teacher via Teams Pupils should indicate that they are engaging with their learning by acknowledging the posts from the teachers with the THUMBS up icon – we are using this to take a register for our classes</p>
	National 5	<p><u>S4/5/6</u> 4D1 (Mr Forbes), 4D2 (Mrs Gruer and Ms Ferguson), 4E1 (Mrs Hynd) and 4E2 (Ms Ferguson and Ms Wright). Senior Pupils within 4D2 and 4E2. Class Teams have already been actively used throughout the session for these classes.</p> <p>This week these classes will be carrying on from the position that they were at prior to the Christmas Break. The classes are currently working from the Applications Unit and will be working on Working with Percentages, Comparing data sets using Statistics and/or Working with Fractions depending on where they were prior to the Christmas break.</p> <p>Pupils have their own personal copies of the resources required for this work. A completed version of the Applications Unit Note booklet is available via GLOW and a link to them will also be posted on your class TEAM</p> <p>More specific information will be issued to each class by their class teacher via Teams Pupils should indicate that they are engaging with their learning by acknowledging the posts from the teachers with the THUMBS up icon – we are using this to take a register for our classes</p>
	Higher	<p>MAHIA1 - Ms Ferguson and MAHIB1 - Mr Forbes. Class Teams have already been actively used throughout the session for these classes.</p> <p>This week these classes will be starting the topic Applying Trigonometric Skills to Solve Equations from Unit 2.</p> <p>Pupils have their own personal copies of the resources required for this work. A completed version of the Applying Trigonometric Skills to Solve Equations booklet is available via GLOW and a link to them will also be posted on your class TEAM.</p> <p>More specific information will be issued to each class by their class teacher via Teams Pupils should indicate that they are engaging with their learning by acknowledging the posts from the teachers with the THUMBS up icon – we are using this to take a register for our classes</p>

Maths	Adv Higher	<p>MAAHIB1 - Ms Ferguson – A Class Team has already been actively used throughout the session for this class.</p> <p>This week the class will be starting the topic Applying Algebraic and Calculus Skills to Properties of Functions from Unit 2.</p> <p>Pupils have their own personal copies of the resources required for this work.</p> <p>More specific information will be issued to each class by their class teacher via Teams Pupils should indicate that they are engaging with their learning by acknowledging the posts from the teachers with the THUMBS up icon – we are using this to take a register for our classes</p>
Applications Maths	National 4	<p>S5/6 – (Mrs Gruer and Mrs Hynd).</p> <p>This week these classes will be carrying on from the position that they were at prior to the Christmas Break. The classes are currently working from the Geometry and Measures Unit</p> <p>A completed version of the Geometry and Measures Note Booklet is available via GLOW and a link to them will also be posted on your class TEAM.</p> <p>More specific information will be issued to each class by their class teacher via Teams <i>Pupils should indicate that they are engaging with their learning by acknowledging the posts from the teachers with the THUMBS up icon – we are using this to take a register for our classes</i></p>
	National 5	<p>S4 - 4D3 (Mrs Hynd) S5/6 – (Mrs Gruer and Mrs Hynd).</p> <p>This week these classes will be carrying on from the position that they were at prior to the Christmas Break. The classes are currently working from the Geometry and Measures Unit</p> <p>Pupils have their own personal copies of the resources required for this work. A completed version of the Geometry and Measures Note Booklet is available via GLOW and a link to them will also be posted on your class TEAM.</p> <p>More specific information will be issued to each class by their class teacher via Teams Pupils should indicate that they are engaging with their learning by acknowledging the posts from the teachers with the THUMBS up icon – we are using this to take a register for our classes</p>
Useful Links	<ul style="list-style-type: none"> • SCHOLAR http://scholar.hw.ac.uk/ • www.maths180.com • https://www.national5maths.co.uk/free-national-5-maths-2/ • https://www.national5maths.co.uk/n5-lifeskills-maths/ • https://www.highermathematics.co.uk/ • https://www.advancedhighermaths.co.uk/free-ah-maths/ 	

S4-6 Modern Languages

Week commencing 11th January

French German Spanish	National 4 National 5	<p>Please consult your Modern Languages Team for detailed instructions and resources issued via assignments each week and linguascope/quizlet/bbc bitesize and SCHOLAR for supplementary vocabulary and grammar activities.</p> <p>Please refer to information issued via your TEAMS for any online lessons/support.</p>
	Higher	<p>Please consult your Modern Languages Team for detailed instructions and resources issued via assignments each week and linguascope/quizlet/bbc bitesize and SCHOLAR for supplementary vocabulary and grammar activities.</p> <p>Please refer to information issued via your TEAMS for any online lessons/support.</p>
	Adv Higher	<p>Please consult your Modern Languages Team for detailed instructions and resources issued via assignments each week and linguascope/quizlet/bbc bitesize and SCHOLAR for supplementary vocabulary and grammar activities.</p> <p>Please refer to information issued via your TEAMS for any online lessons/support.</p>
Useful Links	<ul style="list-style-type: none">• www.linguascope.com• www.quizlet.com• www.scholar.hw.ac.uk• https://www.bbc.co.uk/bitesize/subjects/z2mxsbk• http://www.bbc.co.uk/languages/spanish/mividaloca/ep01/• @MflMintlaw	

S4-6 Science

Week commencing 11th January

Biology	National 4 National 5	<p>Each week, your teacher will give you instructions on the week's work through Teams – Assignments and Teams - Posts. Tasks will include, using the presentations to fill in your class booklet, video clips, research, creative tasks, BBC Bitesize, Scholar, SQA past paper questions.</p> <p>This week we will begin Multicellular Organisms, booklet 1. Please check the Multicellular Organisms folder on Teams for class materials such as booklets, presentations, video walk through and activities.</p> <p>This week's task is to begin studying Key Area 1: Producing New Cells. Full instructions can be found on Teams – Assignments. Please continue to use thumbs up when your teacher posts work so that we can see how and when you are engaging. Try your best to complete all tasks given and use Teams/Glow e-mail to contact your teacher with any difficulties you are having.</p>
	Higher	<p>Each week, your teacher will give you instructions on the week's work through Teams – Assignments and Teams - Posts. Tasks will include, using the presentations to fill in your class booklet, video clips, research, creative tasks, BBC Bitesize, Scholar, Microsoft Forms, SQA past paper questions.</p> <p>This week we will begin Metabolism and Survival, booklet 1. Please check the Metabolism and Survival folder on Teams for class booklets, presentations, video walk through and activities.</p> <p>This week's task is to study Key Area 1 - Metabolic pathways. Full instructions can be found on Teams – Assignments. Please continue to use thumbs up when your teacher posts work so that we can see how and when you are engaging. Try your best to complete all tasks given and use Teams/Glow e-mail to contact your teacher with any difficulties you are having.</p>
	Advanced Higher	<p>Each week, your teacher will give you instructions on the week's work through Teams – Assignments and Teams - Posts. Tasks will involve, using the presentations to fill in your class booklet, watching video clips, research, Scholar activities, SQA past papers.</p> <p>This week we will begin Topic 2 Organisms and evolution, booklet 2. Please check the Topic 2 Channel on Teams for class booklets, presentations, video walk through and activities.</p> <p>This week's task is to study Key Area 2a. Evolution – Drift and Selection. Full instructions can be found on Teams – Assignments. Please continue to use thumbs up when your teacher posts work so that we can see how and when you are engaging. Try your best to complete all tasks given and use Teams/Glow e-mail to contact your teacher with any difficulties you are having.</p>

Chemistry	National 4 National 5	<p>This week, your teacher will be setting work via your class Teams page. Classes will be issued with an electronic version of the second Organic Chemistry booklet and will start to work through this. Check your class Teams page for specific instructions.</p> <p>Remember, at all times, you will be able to access digitised versions of class booklets, and any support documents such as PowerPoints, weblinks and other learning materials all from the class Teams page.</p> <p>Please use thumbs up when your teacher posts work so that we can see how and when you are engaging. Also, try your best to complete any tasks given and use Teams/Glow Email to contact your teacher with any difficulties you are having.</p>
	Higher	<p>Pupils should access instructions for this week through their class Teams page. All materials required; booklets, powerpoints, audio files, quizzes etc. can be accessed through the Teams page. Please contact your class teacher if you experience any difficulties.</p>
	Advanced Higher	<p>At the end of last term, we were just coming to the end of the first Organic booklet. This week, we will finish that booklet and make a very small start to the second Organic booklet. As with the previous Home Learning period, for each piece of work assigned, there should be references in the booklet to websites/YouTube clips etc that will help you complete the work. I will also provide introductory/summarising videos to hopefully help the learning! As ever, though – please feel free to ask questions as we work through the booklet. Use the “Help” or “General” channel in Teams to post any questions you may have</p> <p>This week the focus will be on looking at Optical Isomers – the second of the stereoisomers we need to study.</p>
Physics	National 4 National 5	<p>This week classes will be starting a new topic – Dynamics – so that we can continue completing the course on time. Dynamics will look at speed, distance, time, acceleration and forces.</p> <p>Learners should log on to GLOW where there will be detailed instructions in a folder of work called N5 Physics 11-1-21.</p> <p>In here are a set of learning tasks that will allow pupils to access and create notes, complete calculations and submit assignments for that week.</p> <p>Initial tasks will include accessing BBC Bitesize and Scholar.</p> <p>Please acknowledge that you are starting tasks by posting in N5 Physics teams discussions and if you have any difficulties either post in the discussion or email your teacher directly.</p>

	Higher	<p>This week classes will be starting a new topic – Electricity – so that we can continue completing the course on time. Electricity will look at circuits, batteries, capacitors and semi-conductors. Learners should log on to GLOW where there will be detailed instructions in a folder of work called H Physics 11-1-21. In here are a set of learning tasks that will allow pupils to access and create notes, complete calculations and submit assignments for that week. Initial tasks will include accessing BBC Bitesize and Scholar. Please acknowledge that you are starting tasks by posting in H Physics teams discussions and if you have any difficulties either post in the discussion or email me teacher directly.</p>
	Advanced Higher	<p>This week we will start the electricity & magnetism unit properly. You will need to go into the document store of your team to download the booklets. I have tidied up a bit so look in the lockdown 2 folder. Each week there will be a video to watch and links to work on scholar to do and questions from the problems booklets. You should be trying the appropriate tutorial from you class booklet each week. There are the worked solutions available to help when you are unsure. While I know you will want to try and think things through for yourselves, don't stay stuck too long; post a wee message (and tag me) and I will post a wee video to explain.</p> <p>I will issue each week's work through assignments on a Monday for Friday but you should take time to plan when you are going to do the work through the week.</p> <p>Remember, any concerns just tag me in a comment and I'll help. If you choose to email Mr McIntosh through Glow perhaps tag Mr McIntosh in a comment on teams just to say you've sent me an email would be helpful.</p>
Useful Links	<ul style="list-style-type: none"> • https://scholar.hw.ac.uk/login • http://nat5biopl.edubuzz.org/ • https://www.evans2chemweb.co.uk/ username: mintlaw password: chemweb • https://mrmackenzie.co.uk/ • https://www.khanacademy.org/science • https://www.educationperfect.com/ • https://www.bbc.co.uk/bitesize • @MintlawSci 	

S4-6 Social Subjects

Week commencing 11th January

Geography	National 4 National 5	<p>Miss Owen's class are recapping previous topics and will be focusing on Tourism this week. They are creating a case study on the Cairngorms National Park. This should include: the human and physical attractions, the positive and negative impacts of tourism and the strategies used to manage the park and their effectiveness. They should also be aiming to complete a past paper question each week. This week the focus of that question should be Weather.</p> <p>Mrs Lawson's class are recapping the previous topic of Tourism, and are to create a revision resource based on the Cairngorms Case Study – looking at the human and physical attractions, positive and negative impacts of tourism and the strategies used and their effectiveness. They should also be attempting at least one Past Paper Question a week based on their targets for improvement.</p>
	Higher	<p>The class are continuing to work on the Hydrosphere unit and are looking at the processes found in a river system and the features of the upper course of the river. They should also be consolidating their knowledge of previous topics and will be completing a past paper question each week, this should where possible be done to time. The focus area for this week's question is Population.</p>
Travel & Tourism	National 5	<p>The class are continuing to work on their Greatest Hotel in the World project. They are completing their hotel designs and creating a case study based on the area surrounding the hotel's location including climate, the physical landscape and attractions that are found in the local area.</p>
History	National 4 National 5	<p>National 4 pupils will be completing an assessment task which will test their skills as well as the information they learned in the 'Free at Last?' unit.</p> <p>National 5 pupils this week are to firstly continue to revise for their History Exam using the revision materials which were issued before the Christmas Holidays, but also are to answer three exam questions from the Free at Last Unit. This is also due for completion on Monday 18th January.</p>
	Higher	<p>The pupils this week are working on the Russian History Unit of 'An Assessment of the Security of the Tsarist State before 1905' and are to take detailed notes using the information provided to them before the Christmas Holidays and on Teams.</p>

Modern Studies	National 4 National 5	National 4 pupils will select a topic for personal research, this will make up ¼ of their final mark and will be carried out over the next 4 weeks. National 5 pupils will focus on revision and exam skills. This week looking at Crime and the Law and Support and Oppose questions. Live help sessions will be available during the week. For specific class times look at your Teams page.
	Higher	The class will be doing Lesson 1 (Part 3) - The nature of USA elections and their impact on decision making. This will involve doing questions 23 to 35 followed by an essay. Live help sessions will be available during the week. For specific class times look at your Teams page.
	Advanced Higher	Live tutorial on dissertations - Tuesday 09:45. This will be on TEAMS. Please have your dissertation (work completed so far) in front of you for this session. You will also look at alternatives to prison as forms of punishment and rehabilitation throughout the week.
Politics	Higher	The class will be studying Lesson 1 (Part 2) – Media Strategies in election campaigns. This will involve doing questions 17 to 30 followed by an essay. Live help sessions will be available during the week. For specific class times look at your Teams page.
Useful Links	<ul style="list-style-type: none"> • https://www.bbc.co.uk/bitesize • @mintlawsocsub • https://www.understandingstandards.org.uk/ 	

S4-6 Technology

Week commencing 11th January

Business Management	National 4 National 5	Continuing working through the course work – using the Business Team pupils will be looking at the benefit of Human Resources and dealing with the Management of People, in particular the recruit and incentive process. All work to be submitted by the date assigned on Teams.
	Higher	Command words are often seen as one of the biggest challenges in the Business Course Ms Cameron will take the pupils through how to use the command words and answer questions correctly in an exam setting. Identifying where to find the marks.
Administration	National 4 National 5	The week will be split into two areas- Theory and Practical The theory will be looking at the Corporate image and the role it places in today's businesses. The practical will look at the use of Excel in the exam setting – how to successfully navigate your way around completing tasks and maximising your marks.
Engineering Skills for Work	National 5	This will see the start of the electronics unit – follow the online support and videos through teams to successfully complete the worksheets and tasks in preparation for completing the practical electronic task including soldering and wiring a lighting circuit when we get back to school. Live LESSON Tuesday 2pm
Engineering Science	National 4 National 5	What does an Engineer really do? In preparation for your assessments complete a matrix, that you can find on the team, that will help you understand the role of each particular engineer, how much money they earn and how to get there. Websites used include YouTube and Mw world of work. LIVE LESSON Monday at 2.00pm . Welcome to Online Eng Sci Online video how to use your data book to answer questions will also be available. Submissions – Matrix Wednesday 12pm and Past Paper style Questions Mon 18 th 9am.
	Higher	What does an Engineer really do? Pitched at a more advanced level, in preparation for your assessments complete a matrix, that you can find on the team, that will help you understand the role of each particular engineer, how much money they earn and how to get there. Websites used include YouTube and Mw world of work. LIVE LESSON Monday at 9.30am . Welcome to Online Eng Sci Online video how to use your data book to answer questions will also be available. Submissions – Matrix Wednesday 12pm and Past Paper style Questions Mon 18 th 9am.
Graphic Communication	National 4 National 5	Sketching is a key skill, in preparation for your Course Assignment for this week we will be setting you 2 drawings for Nat 4 and 3 drawings for Nat 5 pupil, you will need to create sketches, orthographic and pictorial of the objects. Follow the correct British Standards and lay them out correctly. Follow your Team for the latest information and assignments, submitting work as per the deadlines dates.
	Higher	The week will be split into 3 short tasks – CAD Modelling, CAD Theory and then a revision exercise. Follow the postings on the team and submit work as per the deadlines dates.
Woodwork	National 4 National 5	Using Microsoft Forms complete a series of questions based on the skills you have learnt in the workshop. Watch the team for regular updates.
Useful Links	<ul style="list-style-type: none"> • @Mintlawtech • http://www.technologystudent.com/ 	

S5/6 Wider Achievement

Week commencing 11th January

Film & Media:
NPA

Work will be posted on the NPA Teams. Students can tune into a **LIVE LESSON Friday at 11.30 am in the NPA Film and Media teams** to chat about our plans to continue working on our NPA Film and Media award.

PC Passport:
NPA

Higher and Advanced Higher subjects should take priority but if you have time continue to work through PC Passport Units on Word Processing and Excel. Booklets and further instructions can be found on Teams.

Year Book

Keep checking the Yearbook Teams page for any information relating to the completion of the Yearbook.

NESCOL School Link Courses

Week commencing 11th January

All courses

It is important that you continue to complete work set by your lecturer through Blackboard and attend any live lessons. Please continue to check the school Team for any updates.

If you have any issues accessing work then you should contact your lecturer via Blackboard or email schools@nescol.ac.uk.