

Learning at Home - Parent/Carer Survey (April 2020)

1. Learning at Home - Parent/Carer Survey

1. Name of Parent/Carer				Response Percent	Response Total
1	Open-Ended Question			100.00%	70
				answered	70
				skipped	0

2. Name of Pupil(s) and Year Group(s)				Response Percent	Response Total
1	Open-Ended Question			100.00%	70
				answered	70
				skipped	0

2. Page 2

3. Have you accessed the 'Covid 19' section of the school website which contains information about subject work, keeping healthy, support for parents and carers, idea of the day and useful links?						Response Percent	Response Total	
1	Yes					61.43%	43	
2	No					38.57%	27	
Analysis	Mean:	1.39	Std. Deviation:	0.49	Satisfaction Rate:	38.57	answered	70
	Variance:	0.24	Std. Error:	0.06			skipped	0



3. Page 3

4. Have you found the information on the 'Covid 19' section of the website useful?						Response Percent	Response Total	
1	Yes					95.35%	41	
2	No					4.65%	2	
Analysis	Mean:	1.05	Std. Deviation:	0.21	Satisfaction Rate:	4.65	answered	43
	Variance:	0.04	Std. Error:	0.03			skipped	27



5. Do you have any suggestions to improve the information on the website?				Response Percent	Response Total
1	Open-Ended Question			100.00%	9
				answered	9

5. Do you have any suggestions to improve the information on the website?							Response Percent	Response Total
							skipped	61

4. Page 4




6. Have you accessed the weekly subject summary information which is posted on the school website and Twitter?							Response Percent	Response Total
1	Yes						42.86%	30
2	No						57.14%	40
Analysis	Mean:	1.57	Std. Deviation:	0.49	Satisfaction Rate:	57.14	answered	70
	Variance:	0.24	Std. Error:	0.06			skipped	0

5. Page 5



7. Have you found the weekly subject summary helpful in supporting your child?							Response Percent	Response Total
1	Yes						83.33%	25
2	No						16.67%	5
Analysis	Mean:	1.17	Std. Deviation:	0.37	Satisfaction Rate:	16.67	answered	30
	Variance:	0.14	Std. Error:	0.07			skipped	40

8. Do you have any suggestions to improve the weekly subject summary information?							Response Percent	Response Total
1	Open-Ended Question						100.00%	6
							answered	6
							skipped	64



6. Page 6

9. Each school day a Learning at Home Idea is posted on the school website and Twitter. Has your child made use of any of these ideas?							Response Percent	Response Total
1	Yes						11.43%	8
2	No						58.57%	41
3	Unsure						30.00%	21
Analysis	Mean:	2.19	Std. Deviation:	0.62	Satisfaction Rate:	59.29	answered	70
	Variance:	0.38	Std. Error:	0.07			skipped	0

7. Page 7



10. Do you follow the school Twitter feed @MintlawAcademy?						Response Percent	Response Total	
1	Yes					28.57%	20	
2	No					71.43%	50	
Analysis	Mean:	1.71	Std. Deviation:	0.45	Satisfaction Rate:	71.43	answered	70
	Variance:	0.2	Std. Error:	0.05			skipped	0

8. Page 8


11. Have you found the school Twitter feed helpful?						Response Percent	Response Total	
1	Yes					70.00%	14	
2	No					30.00%	6	
Analysis	Mean:	1.3	Std. Deviation:	0.46	Satisfaction Rate:	30	answered	20
	Variance:	0.21	Std. Error:	0.1			skipped	50


12. Do you have any suggestions to improve the information on the school Twitter feed?						Response Percent	Response Total
1	Open-Ended Question					100.00%	3
						answered	3
						skipped	67

9. Page 9

13. Do you follow any of other Mintlaw Academy Twitter feeds e.g. @MintlawFamLearn @MintlawGuidance @MintlawEnglish						Response Percent	Response Total	
1	Yes					25.71%	18	
2	No					74.29%	52	
Analysis	Mean:	1.74	Std. Deviation:	0.44	Satisfaction Rate:	74.29	answered	70
	Variance:	0.19	Std. Error:	0.05			skipped	0



10. Page 10




14. Have you found these other Twitter feeds helpful?						Response Percent	Response Total
1	Yes					66.67%	12




14. Have you found these other Twitter feeds helpful?							Response Percent	Response Total
2	No						33.33%	6
Analysis	Mean:	1.33	Std. Deviation:	0.47	Satisfaction Rate:	33.33	answered	18
	Variance:	0.22	Std. Error:	0.11			skipped	52

15. Do you have any suggestions to improve the information on these Twitter feeds?							Response Percent	Response Total
1	Open-Ended Question						100.00%	5
							answered	5
							skipped	65

11. Page 11

16. Teachers are communicating with pupils and setting work through Microsoft Teams. Has your child discussed this with you and/or shown you the work they have been issued through Teams?							Response Percent	Response Total
1	Yes						92.86%	65
2	No						7.14%	5
Analysis	Mean:	1.07	Std. Deviation:	0.26	Satisfaction Rate:	7.14	answered	70
	Variance:	0.07	Std. Error:	0.03			skipped	0

17. Has your child found instructions issued for subject work clear?							Response Percent	Response Total
1	Yes						70.00%	49
2	No						14.29%	10
3	Unsure						15.71%	11
Analysis	Mean:	1.46	Std. Deviation:	0.75	Satisfaction Rate:	22.86	answered	70
	Variance:	0.56	Std. Error:	0.09			skipped	0

18. Which statement best describes the amount of work your child is being set.							Response Percent	Response Total
1	Not enough work set						15.71%	11
2	Sufficient amount of work set						61.43%	43
3	Too much work set						22.86%	16
Analysis	Mean:	2.07	Std. Deviation:	0.62	Satisfaction Rate:	53.57	answered	70
	Variance:	0.38	Std. Error:	0.07			skipped	0

19. We recommend that pupils spend the following amount of time each day on learning -S1-3 recommended time 3 hoursS4-6 recommended time 4 hours Approximately how much time is your child spending a day learning at home?

						Response Percent	Response Total	
1	Less than 1 hour					5.71%	4	
2	1 - 2 hours					8.57%	6	
3	2 - 3 hours					27.14%	19	
4	3 - 4 hours					25.71%	18	
5	More than 4 hours					32.86%	23	
Analysis	Mean:	3.71	Std. Deviation:	1.17	Satisfaction Rate:	67.86	answered	70
	Variance:	1.38	Std. Error:	0.14			skipped	0

12. Page 12

20. Do you have any other suggestions as to how we can help to support your child with learning at home?

						Response Percent	Response Total
1	Open-Ended Question					100.00%	41
						answered	41
						skipped	29

Summary and Next Steps

Online Learning – Parent Survey (April 2020) 70 responses	Actions taken / required
Communication through the 'Covid 19' section of the website <ul style="list-style-type: none"> • 38% have not accessed the website • 95% (of those accessed) found website useful • 83% (of those accessed) found weekly summary useful 	Group call link sent to all parents
Communication through Twitter <ul style="list-style-type: none"> • 29% follow @MintlawAcademy 	Twitter help guide now on the website
Microsoft Teams <ul style="list-style-type: none"> • 92% of pupils have shown or discussed work on Teams with parents 	
Work Instructions <ul style="list-style-type: none"> • 14% said instructions were unclear • Teams 'Chat' function switched off • Work instructions lost in Teams 'Chat' comments • Some pupils unwilling to ask for help in Teams 'Chat' 	Ensure instructions are clear Teams - tag class in instructions Teams 'chat' function switched on Teams - best place for work instructions discussed
Amount of work set <ul style="list-style-type: none"> • 23% said too much, 61% sufficient 	Recommended hours now provided Flexible deadlines now issued
Time spent learning at home <ul style="list-style-type: none"> • 86% 2-4+hours, 11% less than 2 hours • BGE receiving more work than SP 	Recommended hours now provided Timetable change 11 May
Parental suggestions to improve <ul style="list-style-type: none"> • Positive comments – parents appreciate work of staff 	