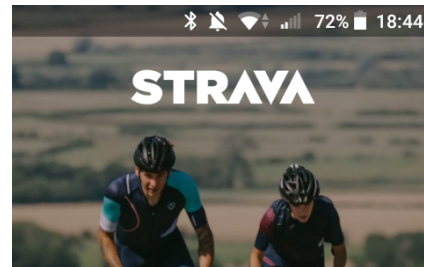




How to join a house team on Strava

1. Open the App and log in using whichever method you have signed up with.



The #1 app for runners and cyclists

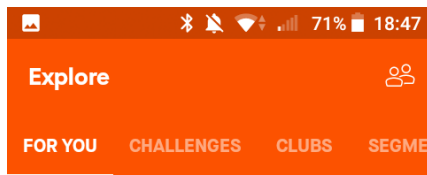
Continue with Facebook

Continue with Google

Sign up with email

ALREADY A MEMBER

Login



Routes: New and Improved

Get personalized route suggestions – powered by the community. Check out this early release, tell us what you think, and help us make it better.

[Explore Routes](#)

Challenges
Stay motivated with a new goal and get rewarded

Clubs
Build and join communities of like-minded athletes

Segments
Compete with yourself and friends wherever you go

Feed **Explore** Record Profile Training

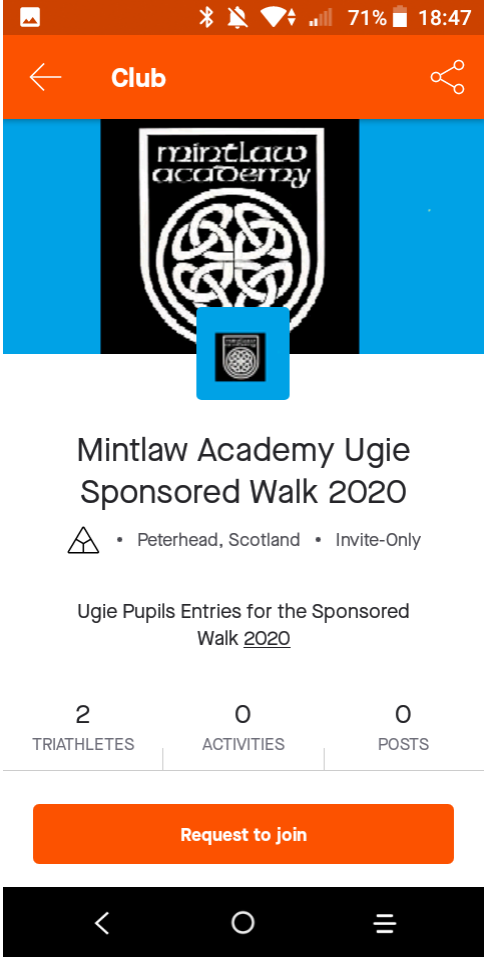
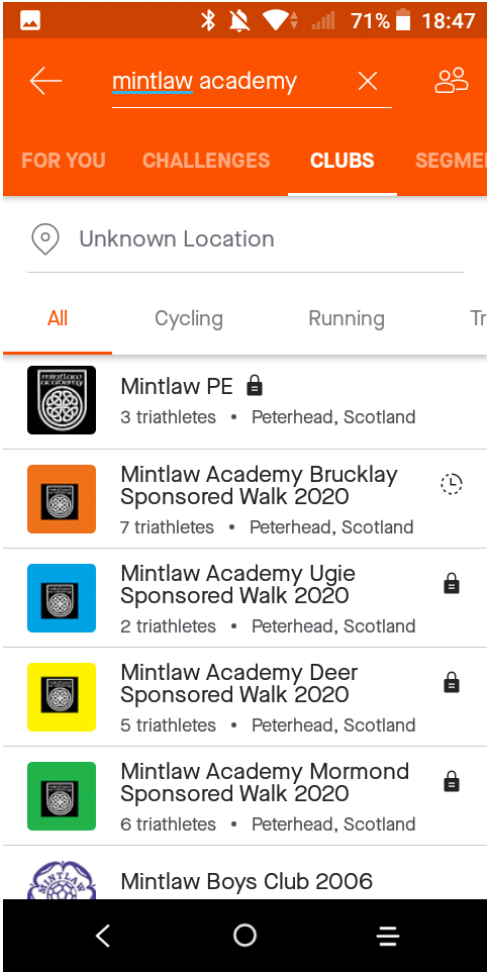


2. Select the 'Explore' option on the menu at the bottom of the App screen.

Click on the 'Clubs' option in the list that is displayed.

3. Type 'Mintlaw Academy' into the search bar and it should display the house teams which have been created for the challenge.

Select the team for your house.



4. Select 'Request to Join'.

Once your request has been submitted it will have to be approved by a teacher before you are able to access the group.

Once you have been approved any activities you upload to Strava will be automatically added to the leader board in your group.