






# MINTLAW ACADEMY PUPIL BULLETIN

Monday 5<sup>th</sup> October 2020

Respect Aspiration Inclusion Success

Class or Year	Information	From
<b>S1 – S6</b>	<b>Menu</b>	<b>Catering</b>
	<p><b>Monday</b> Breaded Haddock Ham Tagliatelle</p> <p>Iced Sponge Fresh Fruit Salad</p> <p><b>Tuesday</b> Steak Pie Cheese &amp; Tomato Calzone</p> <p>Rice Pudding Toffee Cheesecake</p> <p><b>Wednesday</b> Roast Chicken &amp; Stuffing Cheesy Vegetable Pasta</p> <p>Chocolate Sauce Sponge Fresh Fruit Salad</p> <p><b>Thursday</b> Chicken Goujons Grilled Sausages</p> <p>Chocolate Cracknel Jelly</p> <p><b>Friday</b> Mince Enchiladas Pizza</p> <p>Assorted Sweets</p>	
<b>S1– S6</b>	<b>Merit Points</b>	<b>S Noble</b>
	<p style="text-align: center;"><b>Merit Points</b></p> <p><b>This week's MERIT point (week commencing 5th October)</b></p> <p>To be issued by... <b>Register Teachers</b></p> <p>For.... <b>Consistently good behaviour that ensures everyone's safety</b></p>	

S2 – S5	Social Area - Meeting	Mr McCluskey
	<p>Could the following pupils all please go to the social area this morning (Monday 5<sup>th</sup> Oct) after registering with their period one teacher (pupils should bring bags and jackets with them) to meet with Mr McCluskey.”</p> <p>Aimee Annan 2M3  Karra McDonald 4B1  Yasemin Tatal 4U1  Aaron Davidson 3U2  Abbygail Morrice 4M2  Amy Anderton 3D1  Ayden Mitchell-Phillips 2U2  Brooklyn Martin 2M2  Darcey Murphy 3M2  Demi Gow 3B2  Hollyanne McDonald 2B1  Jack Phillips 3B2  Kallie Webster 2U1  Kelsey McGregor 4B1  Nathan Lindsay 2U1  Seamus Murphy 2U2  Seth Leel 2D2  Storm Morrice 2M3  Zoe Yeomans 3U2  Demi Li Gartshore 6B  Harli Gartshore 4B1  Kenzie Collie 3D1  Aaleiah Milward 4D1  Barkley Greeves 2M3  Bradley Reid 4D1  Chloe Adams 5M  Leah Adams 2M1  Leah Wallace 3D3</p>	

S1 – S2	Literacy	D Donald		
<p style="text-align: center;"><b>The Mintlaw Academy A-Z of Literacy</b> <b>G is for Glossary</b></p> <p>A glossary is another word for a <b>word bank</b>.  Many subjects will give you a <b>glossary of terms</b> before starting a new topic, so that you know the meaning of new words in advance.  The word will be given with the <b>meaning</b> alongside it.  Sometimes you will be asked to create your own glossary after seeing a text for the first time, so you pay close attention to and will remember the meaning of the new words.  <b>They are particularly useful when revising for tests!</b>  Try this to practise using a glossary:</p> <div style="text-align: center; border: 1px solid black; padding: 10px; background-color: #ffff00;"> <p><b>Here is the glossary from a book.</b></p> <table border="1" style="width: 100%; border-collapse: collapse;"> <tr> <td style="width: 50%; padding: 5px;"> <p style="text-align: center; font-size: 1.2em; font-weight: bold;">Glossary</p> <p><b>Banner</b> A flag carried by a knight who commanded other knights.</p> <p><b>Bolt</b> A short arrow, fired by a crossbow.</p> <p><b>Caltrops</b> Sharp metal spikes that are scattered in front of horses to wound them and stop them from advancing.</p> <p><b>Cauterize</b> To burn body tissue in order to seal it and stop bleeding.</p> <p><b>Chivalry</b> Rules of good behavior that all knights were meant to follow.</p> </td> <td style="width: 50%; padding: 5px;"> <p style="text-align: center; font-weight: bold;">Using this glossary, answer these questions:</p> <div style="border: 1px solid gray; padding: 2px; margin-bottom: 5px;">What do you call the rules of good behavior for knights?</div> <div style="border: 1px solid gray; padding: 2px; margin-bottom: 5px;">What animals do caltrops stop?</div> <div style="border: 1px solid gray; padding: 2px; margin-bottom: 5px;">What does it mean to cauterize a wound?</div> <div style="border: 1px solid gray; padding: 2px; margin-bottom: 5px;">Who carried the banner?</div>  </td> </tr> </table> </div>			<p style="text-align: center; font-size: 1.2em; font-weight: bold;">Glossary</p> <p><b>Banner</b> A flag carried by a knight who commanded other knights.</p> <p><b>Bolt</b> A short arrow, fired by a crossbow.</p> <p><b>Caltrops</b> Sharp metal spikes that are scattered in front of horses to wound them and stop them from advancing.</p> <p><b>Cauterize</b> To burn body tissue in order to seal it and stop bleeding.</p> <p><b>Chivalry</b> Rules of good behavior that all knights were meant to follow.</p>	<p style="text-align: center; font-weight: bold;">Using this glossary, answer these questions:</p> <div style="border: 1px solid gray; padding: 2px; margin-bottom: 5px;">What do you call the rules of good behavior for knights?</div> <div style="border: 1px solid gray; padding: 2px; margin-bottom: 5px;">What animals do caltrops stop?</div> <div style="border: 1px solid gray; padding: 2px; margin-bottom: 5px;">What does it mean to cauterize a wound?</div> <div style="border: 1px solid gray; padding: 2px; margin-bottom: 5px;">Who carried the banner?</div> 
<p style="text-align: center; font-size: 1.2em; font-weight: bold;">Glossary</p> <p><b>Banner</b> A flag carried by a knight who commanded other knights.</p> <p><b>Bolt</b> A short arrow, fired by a crossbow.</p> <p><b>Caltrops</b> Sharp metal spikes that are scattered in front of horses to wound them and stop them from advancing.</p> <p><b>Cauterize</b> To burn body tissue in order to seal it and stop bleeding.</p> <p><b>Chivalry</b> Rules of good behavior that all knights were meant to follow.</p>	<p style="text-align: center; font-weight: bold;">Using this glossary, answer these questions:</p> <div style="border: 1px solid gray; padding: 2px; margin-bottom: 5px;">What do you call the rules of good behavior for knights?</div> <div style="border: 1px solid gray; padding: 2px; margin-bottom: 5px;">What animals do caltrops stop?</div> <div style="border: 1px solid gray; padding: 2px; margin-bottom: 5px;">What does it mean to cauterize a wound?</div> <div style="border: 1px solid gray; padding: 2px; margin-bottom: 5px;">Who carried the banner?</div> 			
S1 – S6	Sponsored Walk	L Howie		
<p>The Sponsored Walk event is taking place next week. Please use time in registration to download strava and join your house club to prepare.</p> <p>Information about the event can be found here for anyone who missed it:  <a href="https://www.youtube.com/watch?v=FpD9xzqBmyQ&amp;list=UUjxvFNIIldkQYCSRG5bxIKQ&amp;index=1">https://www.youtube.com/watch?v=FpD9xzqBmyQ&amp;list=UUjxvFNIIldkQYCSRG5bxIKQ&amp;index=1</a></p>				
S1 – S6	Instrumental Lessons	J Arbuthnott		
<p>Instrumental lessons will resume next week 5<sup>th</sup> October in the staffroom. The timetables are on the noticeboard outside of drama 2. All pupils should make sure they know their lesson time and go to the staffroom when they have their lesson. A reminder that all pupils should wear their masks when walking to the staffroom and when in their lesson. Instruments can be kept in the practice rooms and collected before lessons.</p>				
S4 – S6	EMA	EMA Team		
<p>Please be advised applications for session 20/21 is now available on our website to apply online only. Please use the link to take you there.</p> <p><a href="https://www.aberdeenshire.gov.uk/schools/school-info/assistance/ema/">https://www.aberdeenshire.gov.uk/schools/school-info/assistance/ema/</a></p>				